



KENTUCKY®

2016-17 MEN'S BASKETBALL



Sunday, March 12 - 1 p.m. ET
Bridgestone Arena (20,000) | Nashville, Tenn.

Stat Breakdown

86.1	Points Per Game	80.2
71.8	Opp. Points Per Game	73.8
47.7	Field-Goal Pct.	46.2
42.4	Opp. Field-Goal Pct.	41.8
40.2	Rebounds Per Game	39.4
35.3	3-point FG Pct.	36.6
30.9	Opp. 3-point FG Pct.	36.0
69.6	Free-Throw Pct.	76.2
15.7	Assists Per Game	14.3
6.1	Steals Per Game	7.5
5.3	Blocks Per Game	4.8

Series Breakdown

Overall (UK leads)	29-11
in SEC Tournament (UK leads)	8-1
Calipari vs. Arkansas	9-6
Anderson vs. UK	4-6
Current UK streak	Won 4



#3 Arkansas Razorbacks

25-8 Overall 12-6 SEC RV/RV AP/USA

Head Coach: Mike Anderson
Overall Record: 327-170 (15th season)
Record at UA: 127-72 (sixth season)

Points: Dusty Hannahs (14.6 ppg)
Rebounds: Moses Kingsley (7.9 rpg)
Assists: Daryl Macon (2.3 apg)
Blocks: Moses Kingsley (2.6 bpg)
Steals: Manuale Watkins (1.2 spg)

#1 Kentucky Wildcats

28-5 Overall 16-2 SEC 8/8 AP/USA

Head Coach: John Calipari
Overall Record: 648-190 (25th season)
Record at UK: 245-52 (eighth season)

Points: Malik Monk (20.6 ppg)
Rebounds: Bam Adebayo (7.7 rpg)
Assists: De'Aaron Fox (5.0 apg)
Blocks: Bam Adebayo (1.6 bpg)
Steals: De'Aaron Fox (1.4 spg)

Kentucky's Projected Starters (based on previous games)

3	Bam Adebayo	Fr. Forward
MPG	29.5	
PPG	13.3	
RPG	7.8	
SPG	0.7	
BPG	1.6	

13	Isaiah Briscoe	So. Guard
MPG	30.2	
PPG	12.9	
RPG	5.4	
APG	4.3	
SPG	0.8	

0	De'Aaron Fox	Fr. Guard
MPG	29.3	
PPG	16.1	
RPG	4.2	
APG	4.9	
SPG	1.4	

5	Malik Monk	Fr. Guard
MPG	32.2	
PPG	20.5	
RPG	2.6	
APG	2.3	
SPG	1.1	

35	Derek Willis	Sr. Forward
MPG	21.1	
PPG	7.0	
RPG	5.1	
SPG	0.6	
BPG	1.0	

UK Reserves

No.	Name	Position	Class	PPG	RPG	APG	MPG	SPG	BPG
20	Brad Calipari	Guard	Freshman	0.6	0.2	0.1	3.1	0.0	0.1
10	Jonny David	Guard	Sophomore	0.7	0.0	0.0	1.6	0.0	0.0
4	Hamidou Diallo	Guard	Freshman	-	-	-	-	-	-
32	Wenyen Gabriel	Forward	Freshman	5.2	5.3	0.8	19.5	0.3	1.0
25	Dominique Hawkins	Guard	Senior	3.9	1.7	1.9	18.8	0.8	0.0
15	Isaac Humphries	Forward	Sophomore	2.8	2.9	0.2	8.1	0.2	0.5
1	Sacha Killeya-Jones	Forward	Freshman	2.7	2.1	0.1	6.4	0.1	0.7
11	Mychal Mulder	Guard	Senior	5.4	1.6	0.3	11.2	0.3	0.2
30	Dillon Pulliam	Guard	RS-Sophomore	0.0	0.2	0.2	1.3	0.0	0.0
14	Tai Wynyard	Forward	RS-Freshman	0.7	0.9	0.1	3.6	0.1	0.2

Storylines

- Kentucky won its 48th regular-season SEC championship this year, the school's third straight and the fifth in eight seasons under John Calipari
- UK leads the league with 29 SEC Tournament titles
- The Wildcats are 30-10 all-time in the SEC Tournament championship (1988 SEC Tournament title was vacated). UK is a perfect 3-0 in that round against Arkansas
- Calipari is the first coach in Division I history to win five regular-season conference crowns at three different programs
- Kentucky rallied from double-digit deficits to win four of its last five games played. UK's three straight comeback wins in that fashion to end the regular-season was the first time a UK team posted three straight double-digit comeback wins was the 1998 national championship team, appropriately named the "Comeback Cats"
- Kentucky has overcome five 10-point deficits this season, which is tied with the 2013-14 team for the most in a single season under Calipari
- UK has won 10 consecutive games. It's the longest winning streak for the Cats since the 2014-15 won 38 games to begin the season
- Malik Monk was named the SEC Player of the Year and SEC Newcomer of the Year by the AP, Freshman of the Year by the league's coaches, and joined De'Aaron Fox on the league and AP's All-SEC First Team. Bam Adebayo made the All-SEC Second Team for both. All three made the coaches' All-SEC Freshman Team
- Monk was named to the All-America Second Team by Sporting News, USA Today and NBC Sports. Fox made the USA Today All-America Third Team
- The Wildcats have two triple-doubles this season after entering this season with just one in school history. Fox posted one vs. Arizona State and Isaiah Briscoe followed with one at Ole Miss

Schedule

OVERALL: 28-5 | SEC: 16-2

Home: 15-2 | Away: 7-3 | Neutral: 6-0

Date UK Rk. O.Rk. Opponent TV Time/Result

Exhibition Games

O. 30	-/4	-/-	CLARION	SEC	W, 108-51
N. 6	2/4	-/-	ASBURY	SEC	W, 156-63
N. 11	2/4	-/-	STEPHEN F. AUSTIN	SEC	W, 87-64
N. 13	2/4	-/-	¹ CANISIUS	ESPN2	W, 93-69
N. 15	2/2	13/13	² vs. Michigan St.	ESPN	W, 69-48
N. 20	2/2	-/-	¹ DUQUESNE	ESPN2	W, 93-59
N. 23	1/1	-/-	¹ CLEVELAND ST.	SEC	W, 101-70
N. 25	1/1	-/-	¹ UT MARTIN	SEC	W, 111-76
N. 28	1/1	-/-	³ Arizona State	ESPN2	W, 115-69
D. 3	1/1	11/9	UCLA	CBS	L, 97-92
D. 7	6/7	RV/RV	VALPARAISO	SEC	W, 87-63
D. 11	6/7	-/-	⁴ vs. Hofstra	ESPN	W, 96-73
D. 17	6/7	7/6	⁵ vs. North Carolina	CBS	W, 103-100
D. 21	6/5	10/11	at Louisville	ESPN	L, 73-70
D. 29	8/8	-/-	*at Ole Miss	ESPN2	W, 99-76
J. 3	6/6	-/-	*TEXAS A&M	ESPN	W, 100-58
J. 7	6/6	-/-	*ARKANSAS	SEC	W, 97-71
J. 10	6/6	-/-	*at Vanderbilt	ESPN	W, 87-81
J. 14	6/6	-/-	*AUBURN	ESPN	W, 92-72
J. 17	5/5	-/-	*at Miss. State	ESPN	W, 88-81
J. 21	5/5	24/24	*S. CAROLINA	ESPN	W, 85-69
J. 24	4/4	-/-	*at Tennessee	ESPN	L, 82-80
J. 28	4/4	2/1	⁶ KANSAS	ESPN	L, 79-73
J. 31	8/6	-/-	*GEORGIA	ESPN	W, 90-81 (OT)
F. 4	8/6	24/23	*at Florida	ESPN	L, 88-66
F. 7	15/12	-/-	*LSU	ESPN	W, 92-85
F. 11	15/12	-/-	*at Alabama	CBS	W, 67-58
F. 14	13/11	-/-	*TENNESSEE	ESPN	W, 83-58
F. 18	13/11	-/-	*at Georgia	ESPN	W, 82-77
F. 21	11/10	-/-	*at Missouri	SEC	W, 72-62
F. 25	11/10	13/12	*FLORIDA	CBS	W, 76-66
F. 28	9/9	-/-	*VANDERBILT	ESPN	W, 73-67
M. 4	9/9	-/-	*at Texas A&M	CBS	W, 71-63

SEC Tournament (Nashville, Tenn. | Bridgestone Arena)

M. 10	8/8	-/-	vs. Georgia	SEC	W, 71-60
M. 11	8/8	-/-	vs. Alabama	ESPN	W, 79-74
M. 12	8/8	RV/RV	vs. Arkansas	ESPN	1 p.m. ET

All times Eastern *SEC conference game HOME GAMES IN CAPS
¹ Bluegrass Showcase (Rupp Arena); ² Champions Classic (Madison Square Garden, New York);
³ Atlantis Showcase (Imperial Arena, Paradise Island, Bahamas); ⁴ Barclays Center (Brooklyn, N.Y.); ⁵ CBS Sports Classic (T-Mobile Arena, Las Vegas); ⁶ SEC/Big 12 Challenge (Rupp Arena)

Watch | Listen | Stats

TV - ESPN
PXP - Joe Tessitore
Analyst - Dick Vitale
Sideline - Kaylee Hartung

Live stats - UKathletics.com
Social media - @KentuckyMBB

Radio - UK Radio Network
PXP - Tom Leach
Analyst - Mike Pratt
Sirius - 134 | XM - 190

Hashtag: #UAVUK / #SECMBB /
#BBNashville / #BlueGetsIn

Numbers to Know

- 2,233 - National all-time wins leader
- 48 - SEC regular-season championships
- 29 - SEC Tournament titles in UK history
- 4 - SEC Tournament championships under John Calipari





0 Guard
De'Aaron Fox
6-3 | 187 | Freshman
Houston
Cypress Lakes



1 Forward
Sacha Killeya-Jones
6-10 | 230 | Freshman
Chapel Hill, N.C.
Virginia Episcopal




3 Forward
Bam Adebayo
6-10 | 260 | Freshman
Little Washington, N.C.
High Point Christian Acad.




4 Guard
Hamidou Diallo
6-5 | 190 | Freshman
Queens, N.Y.
Putnam Science Acad.



5 Guard
Malik Monk
6-3 | 200 | Freshman
Lepanto, Ark.
Bentonville



10 Guard
Jonny David
6-2 | 183 | Sophomore
Pittsburgh
Mt. Lebanon




11 Guard
Mychal Mulder
6-4 | 185 | Senior
Windsor, Ontario
Vincennes University



13 Guard
Isaiah Briscoe
6-3 | 210 | Sophomore
Newark, N.J.
Roselle Catholic



14 Forward
Tai Wynyard
6-10 | 254 | R-Freshman
Auckland, New Zealand
Rangitoto College



15 Forward
Isaac Humphries
7-0 | 255 | Sophomore
Sydney, Australia
La Lumiere School



20 Guard
Brad Calipari
6-0 | 178 | Freshman
Franklin Lakes, N.J.
MacDuffie School



25 Guard
Dominique Hawkins
6-0 | 191 | Senior
Richmond, Ky.
Madison Central



30 Guard
Dillon Pulliam
6-3 | 195 | R-Sophomore
Cynthiana, Ky.
Transylvania Univ.



32 Forward
Wenyan Gabriel
6-9 | 213 | Freshman
Manchester, N.H.
Wilbraham & Monson Acad.



35 Forward
Derek Willis
6-9 | 228 | Senior
Mt. Washington, Ky.
Bullitt East



Head Coach
John Calipari



Associate Coach
Kenny Payne



Assistant Coach
Tony Barbee



Assistant Coach
Joel Justus



Special Assistant
John Robic

2016-17 Kentucky Men's Basketball Roster

No.	Name	Position	Height	Weight	Class	Hometown	Previous School	Major	Twitter	Instagram
0	De'Aaron Fox	Guard	6-3	187	FR	Houston	Cypress Lakes	Undergrad Studies	@Swipathefox	@swipathefox
1	Sacha Killeya-Jones	Forward	6-10	230	FR	Chapel Hill, N.C.	Virginia Episcopal	Communication	@The_SKJ	@the_skj
3	Bam Adebayo	Forward	6-10	260	FR	Little Washington, N.C.	High Point Christian	Undergrad Studies	@IAmBam13_	@bam1of1
4	Hamidou Diallo	Guard	6-5	190	FR	Queens, N.Y.	Putnam Science	Undergrad Studies	@Diallo1Hamidou	@otn_hami
5	Malik Monk	Guard	6-3	200	FR	Lepanto, Ark.	Bentonville	Undergrad Studies	@AhmadMonk	@ahmad_monk
10	Jonny David	Guard	6-2	183	SO	Pittsburgh	Mt. Lebanon	Kinesiology	@jdavid010	@jdavid010
11	Mychal Mulder	Guard	6-4	185	SR	Windsor, Ontario	Vincennes Univ.	Communication	@MychalMulder	@mikemulder11
13	Isaiah Briscoe	Guard	6-3	210	SO	Newark, N.J.	Roselle Catholic	Undergrad Studies	@ZayBriscoe	@zaaay_
14	Tai Wynyard	Forward	6-10	254	R-FR	Auckland, New Zealand	Rangitoto College	Undergrad Studies	@WynyardTai	@taiwynyard
15	Isaac Humphries	Forward	7-0	255	SO	Sydney, Australia	La Lumiere School	Communication	@IsaacHumphries7	@isaachumphries7
20	Brad Calipari	Guard	6-0	178	FR	Franklin Lakes, N.J.	MacDuffie School	Marketing	@bradcalipari	@bradcalipari
25	Dominique Hawkins	Guard	6-0	191	SR	Richmond, Ky.	Madison Central	Communication	@DHawk_25	@dhawk_25
30	Dillon Pulliam	Guard	6-3	195	R-SO	Cynthiana, Ky.	Transylvania Univ.	Computer Engineering	@DPull32	@dpull32
32	Wenyan Gabriel	Forward	6-9	213	FR	Manchester, N.H.	Wilbraham & Monson	Undergrad Studies	@WenyanGabriel	@rcg_upman
35	Derek Willis	Forward	6-9	228	SR	Mt. Washington, Ky.	Bullitt East	Communication	@derek_willis33	@dxw_33

Head Coach: John Calipari (Clarion, 1982)

Associate Head Coach: Kenny Payne (Louisville, 2003)

Assistant Coaches: Tony Barbee (UMass, 1993)

Joel Justus (UNC Wilmington, 2004)

Special Asst. to the Head Coach: John Robic (Denison, 1986)

Associate AD/Basketball Operations: Chris Woolard (UCLA, 1997)

Strength Coach: Robert Harris (Kentucky State, 2009)

Athletic Trainer: Chris Simmons (Memphis, 2002)

Pronunciation Guide

Bam ADEBAYO	(ah-duh-BUY-o)
Brad/John CALIPARI	(cal-a-PEAR-ee)
HAMIDOU DIALLO	(ha-MUH-do) (DEE-ah-lo)
DOMINIQUE Hawkins	(dom-UH-neek)
WENYEN Gabriel	(when-yen)
SACHA KILLEJA-Jones	(sah-SHA) (kuh-LEE-uh)
MALIK Monk	(muh-LEAK)
MYCHAL Mulder	like michael
Dillon PULLIAM	(pull-E-um)
TAI WYNARD	(tie) (win-YARD)


UK MBB Media Relations



Eric Lindsey
Coach Cal interviews
Primary contact



Deb Moore
Player interviews
Secondary contact



Jake Most



Stephanie Guy

859-257-3838

University Quick Facts

President: Dr. Eli Capilouto

Faculty Rep: Joseph L. Fink III

Athletics Director: Mitch Barnhart

Deputy AD: DeWayne Peevy

Enrollment: 30,000

Founded: 1865

Home Arena: Rupp Arena

Capacity: 23,000

Rupp Arena Record: 561-66 (.895)

All-time Record: 2,232-687-1 (.765)

Website: UKathletics.com



The Polls

Associated Press Top 25
March 6

- Kansas (59)
- Villanova (2)
- UCLA (3)
- Gonzaga (1)
- Oregon
- North Carolina
- Arizona
- Kentucky**
- Baylor
- Louisville
- West Virginia
- SMU
- Purdue
- Duke
- Cincinnati
- Florida State
- Florida
- Butler
- Saint Mary's
- Wichita State
- Virginia
- Notre Dame
- Iowa State
- Wisconsin
- Maryland

USA Today Coaches Poll
March 6

- Kansas (27)
- Villanova (2)
- UCLA (2)
- Gonzaga (1)
- Oregon
- North Carolina
- Arizona
- Kentucky**
- Louisville
- Baylor
- West Virginia
- Purdue
- Florida
- Duke
- SMU
- Notre Dame
- Florida State
- Cincinnati
- Saint Mary's
- Butler
- Virginia
- Wichita State
- Wisconsin
- Iowa State
- Middle Tennessee

Receiving Votes: Middle Tennessee, Oklahoma State, Minnesota, Michigan, Dayton, Seton Hall, Southern Cal, Providence, Vermont, Miami (Fla.), VCU, Arkansas, Wake Forest, Creighton, Princeton, Michigan State, UNC Wilmington

Receiving Votes: Oklahoma State, South Carolina, Miami (Fla.), Northwestern, Maryland, Minnesota, Southern Cal, Creighton, Arkansas, Vermont, California, Michigan, UNC Wilmington, Monmouth, Virginia Tech, Nevada, Dayton, Vanderbilt, Wake Forest

Kentucky Week by Week

	Jan. 9	6/6
Preseason	2/4	5/5
Nov. 14	2/2	4/4
Nov. 21	1/1	8/6
Nov. 28	1/1	15/12
Dec. 5	6/7	13/11
Dec. 12	6/7	11/10
Dec. 19	6/5	9/9
Dec. 26	8/8	8/8
Jan. 2	6/6	-/-
	Final	-/-

Upcoming in the SEC

March 12

SEC Tournament (Nashville, Tenn.)

Finals - March 12
Game 13

Arkansas vs. Kentucky [ESPN] 1 p.m.

All times Eastern

SEC Standings through March 11, 2017

Team	SEC Record	Overall Record	Games Back
Kentucky	16-2 (.889)	28-5 (.849)	0.0
Florida	14-4 (.778)	24-8 (.750)	2.0
Arkansas	12-6 (.667)	25-8 (.758)	4.0
South Carolina	12-6 (.667)	22-10 (.688)	4.0
Alabama	10-8 (.556)	19-14 (.576)	6.0
Ole Miss	10-8 (.556)	20-13 (.606)	6.0
Vanderbilt	10-8 (.556)	19-15 (.559)	6.0
Georgia	9-9 (.500)	19-14 (.576)	7.0
Tennessee	8-10 (.444)	16-16 (.500)	8.0
Texas A&M	8-10 (.444)	16-15 (.516)	8.0
Auburn	7-11 (.389)	18-14 (.563)	9.0
Mississippi State	6-12 (.333)	16-16 (.500)	10.0
LSU	2-16 (.111)	10-21 (.476)	14.0
Missouri	2-16 (.111)	8-24 (.250)	14.0

Kentucky in the Rankings through March 10, 2017

Team Rankings			Individual Rankings		
Category	Stat	SEC [NCAA]	Category/Player	Stat	SEC [NCAA]
Scoring	86.3	1st [5th]	Assist-TO Ratio/Fox	2.1	4th [83rd]
Scoring Defense	71.7	8th [166th]	Assist-TO Ratio/Briscoe	1.7	8th [209th]
Scoring Margin	+14.6	1st [10th]	Assists Per Game/Fox	5.0	1st [51st]
Free-Throw Pct.	.696	8th [195th]	Assists Per Game/Briscoe	4.3	5th [112th]
Field-Goal Pct.	.476	1st [33rd]	Blocks Per Game/Adebayo	1.6	T6th [71st]
Field-Goal Pct. Def.	.423	8th [97th]	Def. Rebs. PG/Adebayo	4.6	7th
3-Point FG Pct.	.351	5th [168th]	Double-Doubles/Adebayo	6	4th [146th]
3-Point FG Pct. Def.	.312	3rd [24th]	Double-Doubles/Briscoe	4	T9th [T245th]
Rebounding Off.	40.6	1st [7th]	Double-Doubles/Fox	4	T9th [T245th]
Rebounding Def.	34.8	5th	Field-Goal Pct./Fox	.466	7th [186th]
Rebounding Margin	+5.5	2nd [32nd]	Field-Goal Pct./Monk	.459	8th [208th]
Blocks Per Game	5.4	2nd [12th]	Free-Throw Pct./Monk	.830	10th [104th]
Assists Per Game	15.9	1st [41st]	Minutes Per Game/Monk	32.3	7th
Steals Per Game	6.0	9th [185th]	Minutes Per Game/Briscoe	30.5	13th
Turnover Margin	+2.8	3rd [29th]	Minutes Per Game/Fox	29.2	17th
Assist/TO Ratio	1.3	1st [30th]	Minutes Per Game/Adebayo	29.1	19th
Off. Rebs. Per Game	12.8	2nd [28th]	Off. Rebs. PG/Adebayo	3.1	T2nd [38th]
Def. Rebs. Per Game	27.8	1st [25th]	Points Per Game/Monk	20.6	2nd [27th]
Def. Rebound Pct.	.729	1st	Points Per Game/Fox	15.7	8th [237th]
Off. Rebound Pct.	.342	3rd	Points Per Game/Adebayo	13.3	20th
3-Point FG Per Game	7.1	6th [198th]	Rebs. Per Game/Adebayo	7.7	3rd [126th]
			Steals Per Game/Fox	1.4	T8th [206th]
			3-Point FG Made PG/Monk	2.9	1st [42nd]
			3-Point FG Pct./Monk	.407	1st [34th]

Media Information

CREDENTIAL REQUESTS

Requests for single-game credentials should be made as far in advance as possible and no later than five days prior to game day online at sportssystem.com/Kentucky.

CREDENTIAL CRITERIA

The University of Kentucky's decision to issue credentials to a media outlet for the purposes of covering a UK basketball home or away event is determined by a variety of factors. They include the following:

- Amount of coverage given to Kentucky throughout the season
- Intention/ability to cover all 22 sports at Kentucky
- Distribution/size of publication: free, subscription, sale on newsstands, website traffic, etc.
- Radio or TV station program format and size of audience
- Length of existence of the publication, amount of original copy generated, number of full-time employees of the publication and the journalistic experience of the reporter(s)
- Attendance at Kentucky media sessions, including Olympic sport opportunities
- Space availability
- Professionalism, which includes but is not limited to conduct at games, press conferences, practices, on social media, etc.

The University of Kentucky has the right to revoke credentials under its own discretion.

INTERVIEW POLICIES-GENERAL

All interviews with University of Kentucky basketball players or staff members must be arranged through the Media Relations office. Media should never contact a player or coach directly.

The Wildcat Coal Lodge, dormitories, team locker rooms and other team quarters are private team areas. Media members are not permitted in these areas unless accompanied by appropriate university personnel.

PRACTICE/PRESS CONFERENCES

Other than announced exceptions, UK basketball practices are closed to the media. UK will accept requests to attend practice. All requests must be made by 10 a.m. on the day of the practice. In cases in which practices are open to the media, no cell phones are allowed in the practice facility.

Player interviews are conducted prior to practices the day before a game and will be available to all UK media in the Joe Craft Center lower-level lobby. UK will accept requests for player interviews, but they must be submitted 24 hours prior to the scheduled availability.

Coach John Calipari or an assistant coach will meet with members of the media immediately following player interviews in the lower level lobby of the Joe Craft Center.

Gameday shoot-arounds are closed to the media.

TELEPHONE PLAYER INTERVIEWS

Telephone interviews are available to the media on a call-back basis. Individual player and coach telephone numbers will not be given to members of the media.

Players are instructed not to conduct interviews when contacted directly by telephone. The UK Media Relations Office will arrange for telephone interviews at a time most convenient for the student-athlete.

Other special requests are handled on a case-by-case basis.

POSTGAME INTERVIEWS

Following each game, there is a 20-minute cooling-off period, during which time the players shower and dress. Approximately 10 minutes after the game ends, Coach Calipari conducts his postgame press conference while a player is taken to the UK Sports Network.

Following Coach Calipari's press conference and the cooling-off period, selected UK players are brought to the media interview room.



Honoring the Cats

Bam Adebayo

- All-SEC Second Team (AP/Coaches)
- All-SEC Freshman Team (Coaches)
- SEC Freshman of the Week (March 6, 2017)
- SEC Freshman of the Week (Feb. 27, 2017)
- Wooden Award Preseason Watch List
- Naismith Trophy Preseason Watch List
- CBSSports.com Preseason All-America Second Team
- College Basketball Talk Preseason All-America Third Team
- Kareem Abdul-Jabbar Award Preseason Watch List
- Preseason All-SEC First Team (AP/Coaches)

Isaiah Briscoe

- Sports Illustrated All-Glue Team
- SEC Player of the Week (Jan. 2, 2017)
- Lute Olson Award Preseason Watch List
- Preseason All-SEC Second Team (AP/Coaches)

De'Aaron Fox

- USBWA District IV Team
- All-SEC First Team (AP/Coaches)
- All-SEC Freshman Team (Coaches)
- USA Today All-America Third Team
- Wooden Award Late Season List
- Naismith Trophy Midseason Watch List
- Bob Cousy Award Final 10
- Oscar Robertson Trophy Midseason Watch List
- Wayman Tisdale Award Midseason Watch List
- Wooden Award Midseason 25
- SEC Freshman of the Week (Jan. 9, 2017)
- SEC Freshman of the Week (Dec. 19, 2016)
- SEC Freshman of the Week (Dec. 5, 2016)
- SEC Freshman of the Week (Nov. 14, 2016)
- Wooden Award Preseason Watch List
- Naismith Trophy Preseason Watch List
- Sporting News Preseason All-America Second Team
- Bob Cousy Award Preseason Watch List
- Preseason All-SEC First Team (AP/Coaches)

Malik Monk

- SEC Player of the Year (AP)
- SEC Newcomer of the Year (Coaches)
- USBWA District IV Player of the Year
- USBWA District IV Team
- SEC Freshman of the Year (Coaches)
- All-SEC First Team (AP/Coaches)
- All-SEC Freshman Team (Coaches)
- Sporting News All-America Second Team
- Sporting News Freshman All-America Team
- USA Today All-America Second Team
- NBCSports All-America Second Team
- Jerry West Award Finalist
- James E. Sullivan Award Semifinalist
- Wooden Award Finalist
- Wooden Award Late Season List
- Naismith Trophy Midseason Watch List
- Jerry West Award Final 10
- Oscar Robertson Trophy Midseason Watch List
- Wayman Tisdale Award Midseason Watch List
- SEC Freshman of the Week (Jan. 16, 2017)
- Wooden Award Midseason 25
- SEC Freshman of the Week (Jan. 2, 2017)
- USBWA Oscar Robertson National Player of the Week (Dec. 20, 2016)
- USBWA Wayman Tisdale National Freshman of the Week (Dec. 20, 2016)
- SEC Player of the Week (Dec. 19, 2016)
- SEC Freshman of the Week (Nov. 21, 2016)
- Wooden Award Preseason Watch List
- Naismith Trophy Preseason Watch List
- CBSSports.com Preseason All-America Third Team
- Jerry West Award Preseason Watch List
- Preseason All-SEC Second Team (AP/Coaches)

Derek Willis

- SEC Community Service Team

Fox Leads Cats Past Alabama for Fourth-Straight Appearance in SEC Championship

Alabama succeeded in making it the kind of choppy half-court affair the Crimson Tide would need it to be to advance. Kentucky had seen that show before though. The Wildcats found a way to win anyway.

Down in the early going, struggling with turnovers and without Isaiah Briscoe – UK's best player in a win on Friday – for long stretches due to foul trouble, the top-seeded Cats (28-5) overcame Alabama (19-14) in the Southeastern Conference Tournament semifinals, 79-74. Surviving a team desperate for a résumé-boosting win, UK advanced to face Arkansas in Sunday's final.

No one came up bigger than De'Aaron Fox, the player best known for his speed and electric open-floor ability. But on this afternoon, Fox didn't need a free-flowing game to excel. He scored a career-high 28 points in a game that featured just 68 possessions, the second fewest of any UK game this season. Fox hit one of his two 3-point attempts – giving him six makes in his last 11 3-point tries – and a handful of other jumpers.

Fox saved his best for last, and he went to his bread and butter to do it. After trailing by as many as 10 points in the opening minutes, UK had battled back and surged ahead to take a nine-point lead at the 11:24 mark of the second half. The Crimson Tide found a way back in it though, three times closing to within a single point. The last time, Fox took over.

Fox scored nine straight points for UK, attacking the basket and absorbing contact. His clutch play lifted UK to an eight-point lead that was too much for Alabama to overcome.

While Fox closed it out, it was Malik Monk who kept the Cats in it early. Shaking off back-to-back performances in which he failed to score in double digits, Monk scored eight of UK's first 10 points to steady the ship and avoid an even bigger deficit. For the game, he scored 20 points and joined Fox as one of only two UK players to score more than 10.

Coach Cal, however, was pleased with much more than their scoring. Fox and Monk's ability to adjust and willingness to battle is why he would rather have no backcourt combination than UK's.

Additional notes:

- Kentucky has won 10 in a row, its longest winning streak of the season and longest since winning 38-straight to begin the 2014-15 season
- Kentucky leads the series 110-37 and has won eight in a row vs. the Crimson Tide and is 15-2 against the Tide in the tournament
- Alabama came out strong, jumping out to a 17-7 lead, the fourth time in the last five games that UK has trailed by at least 10 points
- It's the fifth time this season UK has overcome a 10-point deficit or greater, tying the 2013-14 team for the most in a season under Cal
- Kentucky shot 52.3 percent from the field. UK is 15-0 this season when shooting at least 50 percent
- UK made 27 of 39 free throws, one shy of its season high in each category
- Alabama won the rebounding 33-28, ending a nine-game streak in which UK had won or tied the boardwork
- UK is 18-3 in the SEC Tournament under Calipari, going to the finals for the seventh time in his eight seasons (4-2 in previous finals)
- Fox had a career-high 28 points and has topped 20 points on nine occasions. It was the most points scored in an SEC Tournament game in program history by a freshman
- With Alabama lurking at 62-61, Fox scored UK's next nine points (extending lead to 71-63), and he scored 12 of UK's final 17 points
- He made 11 of 15 foul shots, career highs in both categories
- Fox is 6 of 11 from 3-point range (54.5 percent) in the last five games
- Monk tallied 20 points, his 18th 20-point effort of the season

SEC Champs!

Kentucky clinched at least a share of the regular-season Southeastern Conference championship with a victory over Vanderbilt on Feb. 28 in an epic 19-point comeback. The Wildcats also locked up the No. 1 seed in the SEC Tournament in Nashville, Tennessee, with the win. The Wildcats did one better on March 5, claiming the title outright with a 15-point comeback victory at Texas A&M.

It marked UK's league-leading 48th SEC championship, 38 more than anyone else in the league. The rest of the league has a combined 50 titles. It was also the fifth time UK has won at least a share of the SEC championship in head coach John Calipari's eight seasons at Kentucky.

For Calipari, it was his 15th league crown, spanning three different conferences.

Five x Five x Five

Kentucky men's basketball coach John Calipari added another first to his Hall of Fame career in 2017.

When Kentucky clinched at least a share of the 2017 Southeastern Conference championship by beating Vanderbilt on Feb. 28, he made history as a head coach. Calipari is the first NCAA Division I coach to lead three different programs (UMass, Memphis, Kentucky) to five on-court regular-season league titles five different times.

He won the Atlantic 10 at the helm of UMass in 1992, 93, 94, 95 and 96. Memphis claimed the Conference USA crown in 2004, 06, 07, 08 and 09. Kentucky has captured the SEC five times in 2010, 12, 15, 16 and 17.

Wildcats Seeking Third Straight SEC Tournament Title

Kentucky owns the No. 1 seed in the annual Southeastern Conference Tournament and advanced to the finals with a 79-74 win over Alabama in the semifinals. The Wildcats will take on Arkansas on Sunday to compete for their 30th SEC Tournament championship in program history.

With the victory over Alabama, Kentucky improved to 41-2 in semifinal games. UK improved to 15-2 against the Crimson Tide in the SEC Tournament. Kentucky is 30-10 all-time in the championship (the 1988 SEC Tournament championship was vacated) and 8-1 all-time against the Razorbacks in the conference tournament, including a perfect 3-0 in the championship game. UK downed the Razorbacks for the 2015 title, the last time the teams met in the league tournament. Kentucky earned a 97-71 win on Jan. 7 in the only matchup between the squads in 2016-17.

The last time UK was the No. 1 seed in the SEC Tournament was in 2015, when the Wildcats advanced to the championship game and defeated Arkansas. The Wildcats went on to a 38-1 record that season. Kentucky has never been lower than a No. 2 seed (conference or division) in the SEC Tournament under Calipari.

UK leads the league with 29 SEC Tournament titles, including four under Calipari. UK has captured each of the last two titles. The Wildcats are 129-25 all-time in the SEC Tournament.

This is the third straight season the tournament will be held at Bridgestone Arena in Nashville and the fourth time in the last five years.

S-E-C! S-E-C! S-E-C!

Kentucky has the unquestionable reputation as the league's gold standard. Since the SEC's inception in 1932-33, the Wildcats have been the most dominant team in the league, recording a 972-270 mark (.783) in regular-season conference play. Only two other teams have won more than 700 regular-season SEC games (Alabama, Tennessee), and no other team has a better winning percentage.

- UK has averaged 11.6 wins and only 3.2 losses per season in 84 seasons in the SEC
- Kentucky has won 48 SEC titles and 29 SEC Tournament championships
- The Wildcats have won 14 of the last 24 SEC Tournament titles
- UK has won at least a share of five of the last eight SEC regular-season championships under head coach John Calipari
- Kentucky has played in the championship game of the SEC Tournament in six of Calipari's seven seasons following its 2016 title

Monk's All-America Honors, SEC Player of the Year Highlight Postseason Awards

It's already been a busy awards season for the Wildcats, especially Malik Monk.

The freshman from Lepanto, Arkansas, has hauled in a number of postseason awards thus far, highlighted by Southeastern Conference Player and Newcomer of the Year honors from the Associated Press, SEC Freshman of the Year distinction by the league's coaches, making the Sporting News All-America Second Team, and being named the U.S. Basketball Writers Association's District IV Player of the Year. Monk was also tabbed to both the USA Today All-America Second Team and the NBC Sports All-America Second Team.

The Sporting News distinction is important as it's one of four "major" NCAA-recognized All-America teams that the NCAA uses for its consensus All-America teams. The other three are the AP, the USBWA and the National Association of Basketball Coaches.

De'Aaron Fox was also named to the USA Today All-America Third Team.

But that's not at all. Three Wildcats -- Monk, Fox and Bam Adebayo -- made the All-SEC teams. Monk and Fox were tabbed to the first team (AP and coaches) while Adebayo made the second team (AP and coaches). Kentucky is the only school with three players on either the first or the second teams by both the AP and coaches.

Adebayo, Fox and Monk were also tabbed to the coaches' All-Freshman Team.

2016-17 LEAD-DEFICIT COMPARISON

Opponent	Biggest Lead	Biggest Deficit	Biggest Run*	Changes	Ties	Led	Trailed	Result
SFA	27 (2nd)	1 (1st)	7-0	2	0	39:04	0:30	W, 87-64
CANISIUS	30 (2nd)	7 (1st)	9-0	6	9	27:07	9:42	W, 93-69
vs. Michigan St.	23 (2nd)	3 (1st)	9-0	1	3	34:30	1:41	W, 69-48
DUQUESNE	41 (2nd)	2 (1st)	11-0	1	2	37:27	0:10	W, 93-59
CLEVELAND ST.	41 (2nd)	N/A	12-0	0	0	39:44	0:00	W, 101-70
UT MARTIN	48 (2nd)	3 (1st)	11-0	3	0	36:49	2:01	W, 111-76
vs. Arizona St.	48 (2nd)	1 (1st)	12-0	2	0	39:17	0:23	W, 115-69
UCLA	9 (1st)	14 (2nd)	11-0	2	3	12:59	24:39	L, 97-92
VALPARAISO	34 (2nd)	N/A	21-0	0	2	38:50	0:00	W, 87-63
vs. Hofstra	31 (2nd)	N/A	18-0	0	0	39:33	0:00	W, 96-73
vs. North Carolina	12 (1st)	3 (1st)	7-0	6	6	32:41	3:43	W, 103-100
at Louisville	6 (1st)	7 (1st)	9-0	9	10	12:15	19:38	L, 73-70
at Ole Miss	28 (2nd)	2 (1st)	13-0	1	1	38:23	0:23	W, 99-76
TEXAS A&M	47 (2nd)	3 (1st)	15-0	1	1	38:00	0:41	W, 100-58
ARKANSAS	26 (2nd)	4 (1st)	12-0	6	2	36:20	3:21	W, 97-71
at Vanderbilt	9 (1st)	2 (1st)	9-0	8	7	33:23	3:23	W, 87-81
AUBURN	20 (2nd)	3 (1st)	9-0	9	1	36:54	2:23	W, 92-72
at Mississippi St.	18 (2nd)	N/A	10-0	0	3	38:28	0:00	W, 88-81
SOUTH CAROLINA	23 (2nd)	N/A	9-0	0	0	39:50	0:00	W, 85-69
at Tennessee	6 (1st)	11 (2nd)	6-0	5	6	6:52	29:50	L, 82-80
KANSAS	12 (1st)	10 (2nd)	7-0	4	8	23:38	14:02	L, 79-73
GEORGIA	9 (OT)	14 (2nd)	9-0	3	6	18:56	19:35	W, 90-81 (OT)
at #24/23 Florida	N/A	24 (2nd)	7-0	0	0	0:00	39:32	L, 88-66
LSU	25 (2nd)	N/A	12-0	0	0	39:40	0:00	W, 92-85
at Alabama	18 (2nd)	3 (1st)	10-0	3	2	34:56	0:32	W, 67-58
TENNESSEE	28 (2nd)	5 (1st)	11-0	1	0	36:06	3:40	W, 83-58
at Georgia	6 (2nd)	4 (1st)	8-0	13	15	24:44	11:29	W, 82-77
at Missouri	10 (2nd)	4 (1st)	10-0	3	5	29:10	6:55	W, 72-62
FLORIDA	10 (2nd)	12 (1st)	10-0	7	9	11:41	24:45	W, 76-66
VANDERBILT	7 (2nd)	19 (1st)	9-0	3	3	3:10	33:52	W, 73-67
at Texas A&M	14 (2nd)	15 (1st)	9-0	2	3	22:34	16:22	W, 71-63
vs. Georgia	18 (2nd)	N/A	8-0	0	1	37:57	0:00	W, 71-60
vs. Alabama	9 (2nd)	10 (1st)	11-0	5	3	26:21	12:19	W, 79-74
BIGGEST/MOST	48	24	21-0	13	15	39:50	33:52	+46
TOTALS	-	-	-	-	-	962:29	285:31	+471

*run tracked by consecutive UK points without allowing an opponent score

Monk is the eighth Wildcat to win the coaches' pick for SEC Freshman of the Year. He is the seventh player in the last eight seasons under John Calipari's direction to claim the distinction. With the freshman trio capturing league honors, Calipari has now coached 21 players who have earned All-SEC accolades by the league coaches. At least one player has been named to the All-SEC Freshman Team in all eight seasons under Calipari, and in seven of the eight seasons multiple players have been tabbed to the squad.

Joining Monk on the USBWA All-District IV Team was Fox. The USBWA All-District IV Team is selected from players in the states of Kentucky, Tennessee, Mississippi, Alabama, Georgia and Florida.

Derek Willis was named to the SEC Men's Basketball Community Service Team for his exemplary service in the community while Isaiah Briscoe was tabbed to the Sports Illustrated All-Glue Team.

Several Wildcats are on postseason watch lists as well, which you can read about more in the next section. The full list of awards so far:

Malik Monk - SEC Player of the Year (AP), SEC Newcomer of the Year (AP), SEC Freshman of the Year (coaches), All-SEC First Team (AP/coaches), All-SEC Freshman Team (coaches), USBWA District IV Player of the Year, Sporting News All America Second Team, USA Today All-America Second Team, NBC Sports All-America Second Team, USBWA All-District IV Team, Sporting News Freshman All-America Team

De'Aaron Fox - All-SEC First Team (AP/coaches), All-SEC Freshman Team, USA Today All-America Third Team, USBWA All-District IV Team, Sporting News Freshman All-America Team

Bam Adebayo - All-SEC Second Team (AP/coaches), All-SEC Freshman Team

Isaiah Briscoe - Sports Illustrated All-Glue Team

Derek Willis - SEC Community Service Team

Keep a Watchful Eye on the Cats

Stocked full of some of the nation's top talent, a handful of Wildcats are on a number of national watch lists for national player of the year awards and various national position awards:

- Bam Adebayo - Kareem Abdul-Jabbar Award Preseason, Naismith Trophy Preseason, Wooden Award Preseason
- Isaiah Briscoe - Lute Olson Award Preseason
- De'Aaron Fox - Naismith Midseason Top 30, Wooden Award Late Season Top 20, Bob Cousy Award Midseason Finalist, Oscar Robertson Trophy Midseason Watch List, Wayman Tisdale Award Midseason Watch List
- Malik Monk - Naismith Midseason Top 30, Wooden Award Finalist, Jerry West Award Finalist, Oscar Robertson Trophy Midseason Watch List, Wayman Tisdale Award Midseason Watch List, AAU Sullivan Award Semifinalist

Adebayo Repeats as SEC Freshman of the Week

After helping Kentucky win its 48th regular-season Southeastern Conference crown, freshman forward Bam Adebayo was named the league's top-performing freshman on Monday for a second straight week.

Adebayo provided a consistent presence for the Cats in two historic comeback victories this week. He logged 14.5 points, 7.0 rebounds, 1.5 blocks and 1.0 steals per game in wins over Vanderbilt and Texas A&M.

The Little Washington, North Carolina, native began the week with 16 points and six boards as Kentucky overcame a 19-point deficit -- the largest comeback by the Wildcats since Feb. 22, 1997 -- for a 73-67 win over the Commodores.

Adebayo was magnificent in the full-court press, coming up with two steals and a block to aid the Wildcat surge. He also scored 10 of his 16 points after the break and was 6 of 7 from the free-throw line in the decisive second half.

Kentucky found itself in familiar territory on the road at Texas A&M in its quest to clinch the SEC title outright. The Aggies jumped out to a 15-point first-half advantage, but the Cats wasted little time in mounting a comeback and taking a lead before halftime. Kentucky would eventually prevail for a 71-63 win, marking the largest comeback on the road in the John Calipari era.

Adebayo scored 13 points and added a team-high eight rebounds. He also posted two blocks and an assist, while playing a team-high 36 minutes. He was 6 of 7 from the field for the game and had four offensive rebounds as UK logged a game-high 11 second-chance points.

UK's freshman big man has been sensational in the Wildcats' eight-game winning streak to end the regular season. Adebayo has averaged 11.2 rebounds per game over his last five games. He has pulled down at least six during the eight-game winning streak. He has also reached double figures in scoring in six of the eight games.

For the week, Adebayo led the team in rebounding and field-goal percentage. He was third on the team in scoring and second in both blocks and steals for the week.

Kentucky won the SEC Freshman of the Week award a league-leading eight times this season. Adebayo's honor is the second of his career and the 11th weekly award of the season for the Wildcats, most in the conference.

Comeback Cats Part II

For whatever reason, this Kentucky team has played its best ball recently after digging itself into an early hole in the last three regular-season games and the semifinal matchup vs. Alabama.

Following yet another comeback victory -- that latest of which was a 10-point comeback vs. the Crimson Tide in the SEC Tournament -- the Wildcats have rallied from double-figure deficits in four of their last five games. The three consecutive come-from-behind wins to end the regular season marked the first time a Kentucky team has done that in the John Calipari era. As a matter of fact, the last time a UK team won three straight games when trailing by 10 or more points was the 1998 national championship team. The appropriately named "Comeback Cats" won their final three NCAA Tournament games after falling behind by double digits.

All four of UK's recent comebacks have been noteworthy.

UK rallied from a 12-point deficit vs. Florida on Feb. 25 to take a one-

STREAKS

Overall	Won 10
Unranked AP teams anywhere	Won 10
Ranked AP teams anywhere	Won 1
Home	Won 5
Home SEC	Won 28
Home nonconference	Lost 1
Home AP unranked nonconference	Won 35
Home AP ranked teams	Won 1
Home AP unranked teams	Won 46
Road	Won 4
Road SEC	Won 4
Road AP ranked teams	Lost 3
Road AP unranked teams	Won 4
Neutral	Won 6
Neutral AP ranked teams	Won 2
Neutral AP unranked teams	Won 7

Active Consecutive Made Starts (in games played)

Isaiah Briscoe	55
Bam Adebayo	33
Derek Willis	4
De'Aaron Fox	3
Malik Monk	3

Active Consecutive Made Free Throws (in games played)

Isaiah Briscoe	4
De'Aaron Fox	3
Dominique Hawkins	3
Jonny David	2
Isaac Humphries	2
Sacha Killeya-Jones	2
Malik Monk	2
Mychal Mulder	1

Active Consecutive Games with a 3 (in games played)

Derek Willis	5
De'Aaron Fox	5
Dominique Hawkins	1
Malik Monk	1

DUNK TRACKER

Player	2016-17	Career
Bam Adebayo	90	90
Isaiah Briscoe	1	2
De'Aaron Fox	13	13
Wenyen Gabriel	5	5
Dominique Hawkins	2	4
Isaac Humphries	5	5
Sacha Killeya-Jones	4	4
Malik Monk	24	24
Mychal Mulder	6	6
Derek Willis	11	23

DOUBLE-DOUBLES

Player	2016-17	Career
Bam Adebayo	6	6
Isaiah Briscoe	4	6
De'Aaron Fox	4	4
Wenyen Gabriel	1	1
Derek Willis	0	2

TRIPLE-DOUBLES

Player	2016-17	Career
Isaiah Briscoe	1	1
De'Aaron Fox	1	1

game lead in the Southeastern Conference race. The Wildcats then clinched a share of the league title with a 19-point comeback vs. Vanderbilt, which equated to the biggest comeback of the Calipari era and the school's largest comeback since rallying from 22 points down on Feb. 22, 1997 at Vanderbilt. The aforementioned 15-point rally in College Station, Texas, was the largest comeback victory on the road in the Calipari era. The win in the SEC Tournament over the Crimson Tide marked the fourth time in the Cal era UK has rallied from double figures for a victory in the league tourney.

All told, Kentucky has five victories this season when trailing by double figures (UK also came back from 14 against Georgia on Jan. 31), which ties the 2013-14 squad for most victories in comeback fashion in the Cal era. The 2013-14 squad (which became known as the Cardiac Cats) that made an unthinkable run in the 2014 NCAA Tournament behind three last-minute 3-pointers from freshman Aaron Harrison, rallied back from double digits a Cal-era high five times that season, including 13 points against Louisville in the Sweet 16 and 10 against Michigan in the Elite Eight.

Of course, to come back, one must fall behind, and there's been a common denominator in that recently: slow starts. UK has fallen behind early in the four recent comebacks, trailing Florida 18-6, Vanderbilt 25-6, Texas A&M 19-4 and Alabama 17-7.

Calipari Named Coach of USA Men's U19 Team

John Calipari was officially named the head coach of the 2017 USA Basketball Men's U19 World Cup Team on March 8 and will lead Team USA at the 2017 FIBA U19 World Championship in July in Cairo.

Calipari will oversee the direction of the team, starting with training camp, June 18-25, at the United States Olympic Training Center in Colorado Springs, Colorado. There, Calipari and his staff will select the 12-member USA U19 World Cup Team before heading to Egypt for the FIBA World Championship in Egypt, July 1-9.

Team USA will look for its third straight title at the FIBA World Championship after capturing gold at the 2013 and 2015 tournaments.

Colorado head coach Tad Boyle and Wake Forest head coach Danny Manning will serve as assistants. Calipari was an assistant at Kansas (1983-85) during parts of the careers of Boyle and Manning.

Calipari previously served with USA Basketball as the head coach of the 1995 U.S. Olympic Festival East Team, but he has recent international experience as the head coach of the Dominican Republic National Team in 2011 and 2012. His impact on the country was immediate and unprecedented.

In his first year with the team, Coach Cal led the Dominican Republic to a bronze-medal finish at the 2011 FIBA Americas Championship in Mar del Plata, Argentina, defeating archrival Puerto Rico and world power Brazil along the way. The Dominicans came within one win in the semifinal round of qualifying for the country's first-ever appearance in the Olympics. The third-place finish secured a spot at the 2012 FIBA World Olympic Qualifying Tournament as one of 12 teams vying for three open spots to the 2012 Olympic Games in London. There, again, the Dominicans came within one win of making history and qualifying for the Olympics.

Calipari also led the Dominican Republic to a gold medal at the 2012 Centrobasket. It was the first Centrobasket title in eight years for the Dominican Republic and just the third in the country's history.

As for Calipari's new team, the United States drew Group D for preliminary-round games at the FIBA World Championship and will open against Iran on July 1. Team USA will then play Angola on July 2 and will cap preliminary round action versus Italy on July 4 (game times are to be determined).

The United States earned its berth into the 2017 FIBA U19 World Cup by virtue of claiming gold at the 2016 FIBA Americas U18 Championship.

Monk Scoring at a Historic Rate

If there's one thing to be said from the first 33 games of Malik Monk's career, it's that he is as dynamic of an offensive player for the Wildcats as any player John Calipari has ever coached. As a matter of fact, he may be Calipari's best scorer ever. At least that's what the numbers say.

Following his record-setting 47 points vs. No. 7/6 North Carolina, his scoring average jumped up to 21.9 points per game. He currently averages 20.5. He is within reaching distance to be the highest scoring average of any player Calipari has coached in college. No Calipari player has ever averaged more than 21.2 points for an entire season (Dajuan Wagner at Memphis in 2002).

The Jerry West Shooting Guard Award finalist is the only freshman in program history with four games of at least 30 points. UK is 4-0 in those games.

Through games played on March 10, Monk is second among all freshmen nationally in scoring and led the Southeastern Conference in scoring throughout the regular season. Monk edged out South Carolina's Sindarius Thornwell at the conclusion of the regular season by .001 of a point. Monk is on pace to be the first Wildcat to capture the conference scoring crown since Jodie Meeks in 2009.

The freshman from Lepanto, Arkansas, has topped the 20-point plateau 18 times this season and reached double figures in his first 30 games before the streak was snapped in the final regular-season game of the season at Texas A&M. He's scored 20 or more points in a half six times, including a Calipari-era record of 30 in the second half vs. the Gators.

At Florida, he surpassed the 500-point barrier, becoming the second-fastest player in school history (23 games) to reach 500 career points. Only Cotton Nash accomplished the feat quicker when he did it in 22 games in 1961-62. With 678 current points, he already ranks second all time among UK freshmen and 13th on the single-season list, regardless of class.

Monk isn't just a one-trick pony either. He can beat you in a variety of ways. Off the bounce, he's as good as anyone in the country. Athletically and at the rack, he's elite with a 42-inch vertical and 22 dunks so far -- many of which have appeared on SportsCenter's Top 10 plays.

Perhaps Monk's greatest strength is his ability to shoot. Through 33 games, Monk has connected on 94 made 3-pointers, behind where Jamal Murray (107) was through the same point in the season when he went on to break the freshman record with 113 3-pointers a season ago. Monk is also within reaching distance of Jodie Meeks (108) when he went on to set the single-season 3-point record in 2008-09 with 117 made 3-pointers. He's made a trey in every game but three.

Monk is averaging 2.85 made 3-pointers per game. If he maintains that average, and UK plays a full 40-game schedule, he would finish the season with 113 3-pointers. That total would be just short of Meeks' school record and just behind the NCAA freshman record of 122 held by Steph Curry.

Monk is currently one of just three freshmen -- Steph Curry and Kevin Durant being the others -- since the 1992-93 season to average at least 20 points, shoot at least 80 percent from the free-throw line, make at least 45 percent from the field and at shoot at least 40 percent from behind the 3-point line.

But Monk isn't just chasing history; he's already made some ...

- His 47 points vs. UNC were ...
 - The most by a freshman in school history
 - The sixth-most points ever by a Wildcat
 - The most points by a Cat since Jodie Meeks' single-game record of 54 points at Tennessee on Jan. 18, 2009
 - The most ever by a John Calipari-coached player in college
 - The most in a game by an SEC freshman since LSU's Chris Jackson scored 55 vs. Ole Miss on March 4, 1989
 - The second-most points by a freshman in Division I college basketball since at least the 1996-97 season
 - The most in school history at a neutral site
 - The most in school history against an opponent ranked in the top 10 of the Associated Press Top 25
 - Tied the second most ever scored against North Carolina. It's the most since Rick Yuknus (Georgia Tech) scored 47 on Feb. 14, 1970. The record is 48 by Dick Groat on Feb. 29, 1952
 - The second-most points by a Cat vs. a nonconference foe. Cliff Hagan scored 51 vs. Temple on Dec. 5, 1953
 - His 18 field goals are the most since Melvin Turpin made 18 on March 8, 1984
 - His eight 3-pointers tied the school record for most 3-point field goals by a freshman
- With 34 points vs. Ole Miss, Monk ...
 - Set the school record for most points by a freshman in a road game
 - Joined Murray as the only freshmen in school history with multiple games of 30 or more points. Murray had three such games last season
- With 26 points vs. Texas A&M, Monk ...
 - Became the first freshman in program history to score 26 or more points in his first two career SEC games

- Became the first UK player to score 26 or more points in consecutive games to begin the SEC season since Dan Issel on Jan. 3 and 5, 1970
- With 26 points vs. South Carolina, Monk ...
 - Set the freshman scoring record for most points against a ranked SEC opponent
- With 37 points vs. Georgia at home, Monk ...
 - Passed Murray (six) for his record seventh 25-point game as a freshman under Calipari at UK
 - Scored the most points for a UK freshman ever vs. Georgia, passing Jamal Mashburn's record of 31 set Feb. 3, 1991
 - Became the third player (Meeks, Miller) in school history with three games of seven or more treys in a season
 - Became the first freshman and the third player in program history (Dan Issel and Meeks) to have 34 or more points at a neutral-site game, a home game and an away game in the same season
- With 33 points vs. Florida at home, Monk ...
 - Became the first freshman in school history with four games of 30 or more points
 - Set the record for most points in a half (30) in the Calipari era at Kentucky
- With 27 points vs. Vanderbilt at home, Monk ...
 - Scored the third most points off of the bench in the Calipari era
 - Scored a combined 50 points over the last two second halves (Florida and Vanderbilt)

How Monk Stacks Up to Calipari's Best Scorers

If traditional numbers aren't enough, KenPom.com's efficiency rankings also put Malik Monk in the discussion for the best scorer under John Calipari. Just looking at some of the top Calipari freshmen scorers alone, Monk stacks up favorably.

Name	Offensive Rating	True Shooting %	Usage Rate	Points Per Game
John Wall	108	56.2	25.7	16.6
DeMarcus Cousins	113.1	57.9	30.5	15.1
Brandon Knight	106.7	55.3	27	17.3
Anthony Davis	133.5	65.7	18.8	14.2
Julius Randle	111.2	56.6	25.5	15
Karl-Anthony Towns	122.7	62.7	23.7	10.3
Jamal Murray	118	59	27.2	20
Malik Monk	115.6	59.2	25.7	20.5

2017 Senior Class Most Productive in Calipari Era

Kentucky celebrated seniors Dominique Hawkins, Mychal Mulder and Derek Willis prior to a 19-point comeback win against Vanderbilt on Feb. 28. The Wildcats improved to 94-19 all-time on Senior Day, including a perfect 8-0 mark under John Calipari. (Of note to the Senior Night festivities, Willis proposed to his girlfriend, Keely Potts, before the game. She said yes.)

All three seniors are all playing significant minutes for the Cats and producing in a variety of ways. The trio averages a combined 16.2 points, 8.5 rebounds, 3.1 assists, 1.7 steals and 1.2 blocks per game.

Willis is averaging a career-best 5.1 rebounds, Mulder has scored a career-high 145 points, while Hawkins owns a team-best 4.1 assist-to-turnover ratio. The 16.2 points per game from the seniors is the best in the John Calipari era. The 2011-12 team consisting of Darius Miller and Eloy Vargas averaged 11.6 points per game. The 505 points scored on the year is the highest-scoring senior class in the Calipari era.

Having a three-man senior class contributing and all playing at least 11.2 minutes per game under Calipari is a first in his eight-year tenure. As a matter of fact, you have to go all the way back to the 2003-04 season to find another trio of seniors playing more than 10 minutes a game. The 2003-04 class of Cliff Hawkins (30.5), Erik Daniels (30.0), Gerald Fitch (29.8) and Antwain Barbour (17.2) is the last group of seniors who all played at least 10 minutes a game for the Wildcats.

Cats Cleaning up on the Glass

For as big and as strong as the Wildcats are, they've been inconsistent on the glass. When UK was outrebounded by 25 at Florida -- the worst mark in the John Calipari era -- it was clear something needed to change. And it has.

Since that drubbing at Florida, UK either outrebounded or tied nine straight opponents on the glass until Alabama won the battle of the boards by five in the SEC Tournament semifinals. During the nine-game stretch, the Wildcats averaged 41.2 boards a game and outrebounded their opponents by an average of 8.4 an outing.

Bam Adebayo has been the biggest difference of late. He's grabbed at least six rebounds over his last 11 games and is averaging 9.9 boards during UK's 10-game winning streak.

Despite some shaky individual games, and with the help of the recent board play, UK has a plus-5.2 rebounding margin on the season, the 32nd-best mark in the country and tops in the league (as of games through March 10). That includes 12.61 offensive rebounds per game, 28th in the country, which has led to 13.0 second-chance points per game.

The most impressive performance on the glass came against Arizona State when the Wildcats grabbed 59 rebounds, tied for the most of the Calipari era. Against North Carolina, which came into the game with the best rebounding margin in the country, the Cats more than just held their own -- they outrebounded the Tar Heels. It was the first time in UNC's first 12 games the Tar Heels had been outrebounded.

Calipari Notches 23rd Consecutive 20-Win Season

With a road win at Alabama, Kentucky secured its 20th win of the season, its eighth straight 20-win season under John Calipari. Calipari as a collegiate head coach has posted 23 consecutive seasons of 20 or more on-court wins. He leads all active coaches with that streak, ahead of Mike Krzyzewski of Duke (21), Bill Self (19) and Jim Boeheim (17).

MEASURABLES



Top Wing Span

1. Sacha Killeya-Jones - 7'2"
2. Bam Adebayo - 7'1.50"
- T3. Isaiah Humphries - 7'0"
- T3. Derek Willis - 7'0"
- T5. Wenyen Gabriel - 6'11"

Top Vertical

1. Dominique Hawkins - 44.5"
2. Mychal Mulder - 44.0"
3. Malik Monk - 42.0"
4. Bam Adebayo - 39.5"
5. De'Aaron Fox - 38.5"

Top Hand Width

1. Sacha Killeya-Jones - 11.0"
2. Mychal Mulder - 10.75"
- T3. Isaiah Briscoe - 10.0"
- T3. Tai Wynyard - 10.0"
5. Derek Willis - 9.75"

CATS IN THE NBA

At the beginning of the 2016-17 season, 24 former Wildcats were on an opening-day roster, more than any other school in the country. The following listing is as of opening day.

Name	Team
Eric Bledsoe	Phoenix Suns
Devin Booker	Phoenix Suns
Willie Cauley-Stein	Sacramento Kings
DeMarcus Cousins	Sacramento Kings
Anthony Davis	New Orleans Pelicans
Aaron Harrison	Charlotte Hornets
Andrew Harrison	Memphis Grizzlies
Terrence Jones	New Orleans Pelicans
Enes Kanter	Oklahoma City Thunder
Brandon Knight	Phoenix Suns
Michael Kidd-Gilchrist	Charlotte Hornets
Skal Labissiere	Sacramento Kings
DeAndre Liggins	Cleveland Cavaliers
Trey Lyles	Utah Jazz
Jodie Meeks	Orlando Magic
Jamal Murray	Denver Nuggets
Nerlens Noel	Philadelphia 76ers
Patrick Patterson	Toronto Raptors
Julius Randle	Los Angeles Lakers
Rajon Rondo	Sacramento Kings
Karl-Anthony Towns	Minnesota Timberwolves
Tyler Ullis	Phoenix Suns
John Wall	Washington Wizards
James Young	Boston Celtics

Several former Wildcats are among the NBA league leaders in the major statistical categories. Stats are through March 11. Former UK players are in **BOLD**.

Points Per Game

1. Russell Westbrook (Thunder) - 31.9
4. **Anthony Davis (Pelicans) - 27.8**
6. **DeMarcus Cousins (Pelicans) - 27.1**
13. **Karl-Anthony Towns (Timberwolves) - 24.1**

Rebounds Per Game

1. Hassan Whiteside (Heat) - 14.1
6. **Karl-Anthony Towns (Timberwolves) - 12.2**
7. **Anthony Davis (Pelicans) - 11.6**
11. **DeMarcus Cousins (Pelicans) - 10.9**
19. **Julius Randle (Lakers) - 8.6**

Assists Per Game

1. James Harden (Rockets) - 11.2
2. **John Wall (Wizards) - 10.9**
12. **Rajon Rondo (Bulls) - 6.4**
- T13. **Eric Bledsoe (Suns) - 6.3**

Blocks Per Game

1. Rudy Gobert (Jazz) - 2.49
2. **Anthony Davis (Pelicans) - 2.30**
14. **Karl-Anthony Towns (Timberwolves) - 1.41**
19. **DeMarcus Cousins (Pelicans) - 1.31**

Field-Goal Percentage

1. DeAndre Jordan (Clippers) - .701
9. **Enes Kanter (Thunder) - .554**
17. **Karl-Anthony Towns (Timberwolves) - .529**

Steals Per Game

1. Draymond Green (Warriors) - 2.15
2. **John Wall (Wizards) - 2.00**

Double-Doubles

1. James Harden (Rockets) - 51
- T2. **Karl-Anthony Towns (Timberwolves) - 48**
- T6. **John Wall (Wizards) - 43**
9. **DeMarcus Cousins (Pelicans) - 40**
10. **Anthony Davis (Pelicans) - 38**

POINTS PER POSSESSION

Game	Off. PPP	Def. PPP
STEPHEN F. AUSTIN	1.13	0.83
CANISIUS	1.24	0.92
vs. Michigan State	0.95	0.66
DUQUESNE	1.18	0.75
CLEVELAND STATE	1.23	0.85
UT MARTIN	1.37	0.94
vs. Arizona State	1.39	0.83
UCLA	1.11	1.17
VALPARAISO	1.12	0.81
vs. Hofstra	1.25	0.95
vs. North Carolina	1.30	1.27
at Louisville	0.96	1.00
at Ole Miss	1.21	0.93
TEXAS A&M	1.41	0.82
ARKANSAS	1.35	0.99
at Vanderbilt	1.16	1.08
AUBURN	1.26	0.99
at Mississippi State	1.11	1.03
SOUTH CAROLINA	1.21	0.99
at Tennessee	1.00	1.02
KANSAS	0.99	1.07
GEORGIA	1.12	1.01
at Florida	0.86	1.14
LSU	1.21	1.12
at Alabama	0.96	0.83
TENNESSEE	1.17	0.82
at Georgia	1.09	1.03
at Missouri	0.99	0.85
FLORIDA	1.10	0.96
VANDERBILT	1.04	0.96
at Texas A&M	1.13	1.00
vs. Georgia	0.99	0.83
vs. Alabama	1.13	1.06

Overall

Kentucky offensive high - 1.41 vs. TEXAS A&M

Kentucky offensive low - 0.86 at Florida

Kentucky SEC offensive high - 1.41 vs. TEXAS A&M

Kentucky SEC offensive low - 0.86 at Florida

Kentucky postseason high - 1.13 vs. Alabama

Kentucky postseason low - 0.99 vs. Georgia

Opponent offensive high - 1.27 vs. North Carolina

Opponent offensive low - 0.66 vs. Michigan State

Opponent SEC offensive high - 1.14 at Florida

Opponent SEC offensive low - 0.82 vs. TEXAS A&M/TENNESSEE

Opponent postseason high - 1.06 vs. vs. Alabama

Opponent postseason low - 0.83 vs. Georgia

More impressive, Calipari has nine seasons with 30 or more on-court wins. Only Mike Krzyzewski (13) and Roy Williams (10) have more. Calipari is the first coach in NCAA Division I history to record five straight on-court 30-win seasons, notching 30 straight in consecutive seasons from 2005-06 to 2009-10.

Calipari's Best Freshman Trio Yet?

Among the many things Kentucky has been known for since John Calipari's arrival at Kentucky, the Wildcats have featured the nation's best freshmen. From John Wall and DeMarcus Cousins, to Brandon Knight and Terrence Jones, Anthony Davis and Michael Kidd-Gilchrist, Nerlens Noel, Karl-Anthony Towns, Devin Booker, Tyler Ulis, and Jamal Murray -- just to name a handful -- UK has seen its fair share of freshman phenoms.

Believe it or not, De'Aaron Fox, Malik Monk and Bam Adebayo may be as impressive of a trio as Calipari has ever coached. They've each had electrifying and jaw-dropping performances, and between the three of them, they lead UK in points, rebounds, assists, blocks and steals.

Combined the trio is averaging 49.8 points, 14.6 rebounds and 7.8 assists per game. For comparison, the 2009-10 freshman trio of Wall, Cousins and Eric Bledsoe -- who likely would be the strongest competition to this year's group -- combined to average 43.1 points, 17.4 rebounds and 10.3 assists per game by the end of the season.

This year's edition of the freshman class isn't just statistically good among past UK greats, they're also some of the elite performers nationally. Monk is second in the country among all freshmen with a 20.5 scoring average and his 2.85 made 3-pointers a game leads all freshmen. Fox is seventh among all freshmen with 4.9 assists per game and 10th with a 2.14 assist-to-turnover ratio. Adebayo is eighth in rebounds (7.8) and in eight blocks per game (1.59).

Unsurprisingly, Monk, Fox and Adebayo are the leading scoring freshman trio in the country. Here's a look at where they stand in the UK freshman record books thus far:

Assists

1. Wall (241)
2. Teague (191)
- T3. Knight (159)
- T3. An. Harrison (159)
5. Fox (152)

Points

1. Murray (720)
2. Monk (678)
9. Davis (567)
10. Aa. Harrison (549)
11. Fox (498)
17. Bowie (440)
T18. Adebayo (434)

Rebounds

1. Randle (417)
6. Mills (277)
7. Bowie (276)
8. Towns (261)
9. Adebayo (256)

Steals

1. Rondo (87)
5. Noel (50)
6. Bogans (47)
7. Mills (45)
8. Fox (44)

3-Pointers

1. Murray (113)
2. Monk (94)

Blocks

1. Davis (186)
7. Cousins (67)
8. Cauley-Stein (60)
9. Labissiere (59)
10. Adebayo (52)

The Big Three: UK's Guards Rank Among National Trio Scoring Leaders

Malik Monk, De'Aaron Fox and Isaiah Briscoe have electrified the country with high-profile scoring performances and triple-doubles. They're also the three leading scorers on the nation's fifth-highest scoring team in the country with 86.1 points per game (as of March 10).

If the team is one of the top-scoring units nationally, well obviously, the trio of guards is going to rank among the nation's leaders. UK's guards are ranked fourth nationally among top-scoring trios made up of backcourt players.

Rank	Trio	Team	Combined PPG
1.	Keene, Rayson, DiLeo	Central Michigan	59.7
2.	Mason III, Jackson, Graham	Kansas	50.1
3.	Graham, Holder, Evans II	Arizona State	49.8
4.	Monk, Fox, Briscoe	Kentucky	49.7
	Evans. Carroll. Forte	Oklahoma State	49.7

UK'S RECORD VS. RANKED OPPONENTS AND AS A RANKED OPPONENT UNDER CALIPARI

[illegible]

Taking Care of the Ball

Through 33 games of the 2016-17 season, it's obvious this Kentucky team can score with the best of them and is likely doing it quickly. With an average possession of 15.0 seconds and scoring 86.1 points per game, one would think ball security would be an issue. Theoretically, the more possessions you have, the more turnovers a team will commit, but not with this bunch.

This team yields a turnover on just 15.9 percent of its possessions. That's the 26th-best mark in the country (through games on March 10). UK averages 11.9 turnovers per game, which is 70th in the country.

During John Calipari's tenure, UK's best seasons in those categories came in 2011 when the team averaged a turnover on just 16.1 percent of its possessions, ranked 10th in the country. The 2015 team averaged just 10.5 turnovers per outing. For comparison's sake, UK's previous fastest team in 2009-10 averaged a turnover on 20.3 percent of its possessions and 14.4 turnovers a game.

Turnovers have been a problem of late, however. UK has turned the ball over a minimum of 14 times in nine of its last 16 games, including a combined 44 in losses to Kansas, Tennessee and Florida. Kansas scored 21 points off of UK's 17 miscues and the Gators capitalized for 17 points in Kentucky's loss in Gainesville, Florida.

High-Percentage Shots

Kentucky has made 50 percent or more of its shots in 15 games this season, including seven straight games before a 41.7-percent day at Tennessee ended the streak. UK went 12 games before shooting 52.3 percent in the SEC Tournament semifinals vs. Alabama for its 15th game with 50 percent or better from the field. It was the first time UK had shot 50 percent or better in seven straight games since doing it eight straight times during the 1983-84 season.

Why such high-percentage numbers? High-percentage shots, of course.

UK has scored a whopping 38.52 percent of its points on either layups or dunks and 38.4 points per game inside the paint. Which leads to another question. How are the Wildcats getting such high-percentage baskets?

There could be a number of factors to point to. For one, this Kentucky team likes to play fast and beat other teams down the floor, which can lead to layups and dunks. UK is averaging just 15.0 seconds per possession, the 13th-fastest mark in the country (as of games through March 10).

Defense helps, too. The Wildcats are scoring 18.0 points per game off of turnovers, some of which are easy transition baskets. In that regard, UK is averaging 11.2 fast-break points per game, although Kentucky's fast-break opportunities have significantly decreased in recent games as opponents try to take away the Wildcats' strength. UK's 16 fast-break points at Alabama marked the first time the Wildcats hit double figures in that category since the Auburn game on Jan. 14. UK has posted double-digit fast-break points just three times in the last 16 games.

Fastest Calipari Team Ever?

It's no secret that a staple of John Calipari-coached teams is to play fast. You'll hear him from the sidelines imploring his teams to get out and run and score as many transition baskets as possible.

Well, the 2016-17 edition of the Kentucky Wildcats is just that - really fast, as told by their average possession lasting just 15.0 seconds. As of games through March 10, that mark was the 13th-fastest mark in the nation and the second-best among Power Five programs, trailing only UCLA.

But, for a coach who directs his teams to run the floor, this team takes it to a whole new level. This is the fastest Calipari team while at Kentucky and the fastest by nearly two seconds. According to Synergy Sports, UK averages 19.7 points in transition, the third-best mark in the country (through games on March 11).

Average Possession Length and KenPom's Adjusted Tempo Ranking:

2016-17 (UK): 15.0, 13th	2015-16 (UK): 17.7, 219th	2014-15 (UK): 17.7, 98th
2013-14 (UK): 17.9, 156th	2012-13 (UK): 17.4, 106th	2011-12 (UK): 17.8, 142nd
2010-11 (UK): 18.3, 219th	2009-10 (UK): 16.2, 31st	

Fox the Next Great Freshman Point Guard Under Calipari

Faced with the unenviable task of replacing 2016 Bob Cousy Point Guard of the Year award winner Tyler Ulis, De'Aaron Fox has filled his shoes admirably and made his mark as one of the nation's fastest and craftiest players.

Fox is currently averaging 16.1 points, 4.9 assists, 4.2 rebounds and 1.4 steals. He is one of only three freshmen in the country to average at least 16.1 points and at least 4.9 assists per game. Makelle Fultz (Washington) and Dennis Smith Jr., (NC State) are the others.

His 4.9 assists ranks 51st nationally and first in the Southeastern Conference. The average is seventh nationally among freshmen.

As a matter of fact, through 33 games, Fox has 152 assists. That's already the fifth-most ever by a UK freshman in a single season. He needs nine more dimes to move into third place in the record books.

Fox has four double-doubles by way of points and assists, which includes his historic triple-double against Arizona State -- the second triple-double in school history and first since Chris Mills did it Dec. 27, 1988.

That's not the only history Fox has made. Against Stephen F. Austin, in the season opener, Fox dished out 12 assists to set two program records. The 12 dimes were the most by any Wildcat in his debut, and the most of any player in a season-opening game since assists began being kept in 1971-72.

The Houston native also ranks fourth in the SEC with a 2.1 assist-to-turnover ratio (through

games on March 10). His scoring average is ranked eighth in the SEC.

Fox was one of 10 finalists for the Bob Cousy Point Award, awarded annually by the Naismith Memorial Basketball Hall of Fame to the nation's top point guard. Ulis won it last season.

Adebayo Providing Consistent Presence on Offense

After scoring in single digits in two of his first three career outings, freshman big man Bam Adebayo has topped double-figure scoring in 26 of 30 games. There's no question that he has been able to provide a consistent inside presence to complement UK's guard-heavy lineup. He's averaging 13.2 points per game on the season to go along with a team-best 7.8 rebounds per game.

Even more impressive is his efficiency. Adebayo is utilizing a team-best .613 field-goal percentage with players attempting at least three shots a game. He already has 90 dunks on the season, including a career-high eight at Ole Miss. The most by a player in the John Calipari era is Anthony Davis with 92 during the 2011-12 season. Adebayo is currently averaging 2.7 dunks per game, while Davis posted 2.3 slams per outing.

Adebayo has stepped up his game recently. He followed a 22-point, 15-rebound game at Missouri with an 18-point, 15-rebound effort vs. No. 13/12 Florida, accomplishing a pair of milestones in the process. His back-to-back double-doubles were the first of the season and put him in the team lead with five, while his back-to-back 15-rebound games mark the first such stretch since Jared Prickett accomplished the feat on Feb. 6 and Feb. 9, 1994. It was the first time a UK player had posted back-to-back games of at least 15 boards in consecutive Southeastern Conference games since Sam Bowie on March 1 and March 3, 1984.

After a challenge from his head coach to rebound better, Adebayo has been dominant on the glass. He's grabbed at least six rebounds over his last 11 games and is averaging 10.4 boards over his last eight games.

Three is Better Than Two ... More Than 1,000 Times

Kentucky and UNLV have gone back and forth all season long for the claim of having the longest active streak of consecutive games with a made 3-pointer. Fittingly, both schools reached a historic milestone -- 1,000 straight games -- within a few hours of each other.

UK just beat out the Runnin' Rebels by mere hours, becoming the first school ever to hit a 3-pointer in 1,000 straight games with a trey at Alabama on Feb. 11. Freshman guard Malik Monk, fittingly UK's leader in 3-point field goals this season, got the Wildcats to 1,000 straight games with a 3-pointer from the right wing with 15:26 to go in the first half. UNLV would match it later in the day.

Kentucky passed UNLV for the nation's longest active streak of consecutive games with a made 3-pointer in its final game of 2015-16. UK has now knocked down at least one 3-pointer in 1,008 consecutive games. UNLV has hit one in 1,006 straight, through games on March 11.

The Cats' last game without a made 3-pointer came against Seton Hall on Nov. 26, 1988 a "three-point" loss in the Great Alaska Shootout. The streak began on Nov. 28, 1998, in an 89-71 win vs. California.

The Wildcats' record during the 1,008-game streak is 779-229.

Keep It 100

For all the offensive weapons John Calipari's teams have featured during his eight seasons at Kentucky, this squad might have the most firepower, as told by the Wildcats' 86.1 scoring average, ranked fifth in the country (as of games through March 10). The best mark in program history during the shot clock era came in 1995-96 when that team averaged 91.4 points per game. The school-record came during the 1970-71 season when that team averaged 95.4 points per game.

UK surpassed the Cal era record for most 100-point games in a season when it dropped 100 on Texas A&M in the SEC home opener. The previous mark was four games during the 2009-10 team. It's the most 100-point games for any UK team since the 1995-96 season when that squad posted nine games of 100 or more.

Three of this season's games came consecutively. UK logged a 101-70 win over Cleveland State on Nov. 23, followed it up with 111 points vs. UT Martin in a 111-76 victory and then dropped 115 on Arizona State in a 115-69 win. It marked the first time the Wildcats had scored 100 or more points in three straight outings since Dec. 16-23, 1977.

UK's 115 points vs. Arizona State are the most of the John Calipari era and the most since the Wildcats netted 115 vs. East Tennessee State on Dec. 30, 2002.

The Wildcats opened the SEC slate with a seven-game streak of scoring at least 85 points a game. That's the most consecutive games of 85 points or more in Southeastern Conference play since doing it eight straight times during the 1976-77 season. UK posted 80 points at Tennessee and 90 in the overtime win over Georgia to enable the Cats to have their first streak of 80-plus points in nine consecutive SEC regular-season games since the 1990-91 season. That team did it 10 straight times.

Kentucky has scored less than 70 points just three times this season.

Winning Big

Kentucky won its first seven games by at least 21 points. The only other team in school history to accomplish that feat was the 1947-48 team, which also ended its streak at seven games. The Wildcats' first nine wins were all by at least 21 points, the first time that's happened since the 1934-35 season.

Among the seven victories, four (Duquesne, Cleveland State, UT Martin and Arizona State) saw the Cats win by at least 31. It was the first time UK had won four consecutive games by at least 31 points since Feb. 2-8, 1954, when it won four consecutive games by that margin.

COMPARING THE CALIPARI ERA

A look at UK's statistics through 33 games throughout the John Calipari era ...

Year	FG%	Opp. FG%	3-Pt. FG%	FT%	RPG	Assists	TOs.	Blocks	Steals	Points	PPG	Record
2016-17	.477	.424	.353	.696	40.2	518	394	176	200	2,840	86.1	28-5
2015-16	.478	.399	.369	.684	38.9	477	363	186	182	2,627	79.6	25-8
2014-15	.468	.352	.344	.721	38.3	484	348	228	219	2,469	74.8	33-0
2013-14	.454	.403	.326	.679	41.3	382	403	204	158	2,521	76.4	24-9
2012-13	.475	.392	.346	.642	37.8	441	430	217	185	2,396	72.6	21-12
2011-12	.487	.366	.380	.723	39.2	438	378	291	209	2,543	77.1	32-1
2010-11	.460	.391	.397	.718	38.1	419	352	207	181	2,522	76.4	25-8
2009-10	.480	.380	.344	.680	41.5	484	484	240	236	2,619	79.4	31-2

UK's current scoring margin is plus-14.3 points per game, the 10th-best mark in the country (as of games through March 10).

When Kentucky beat Ole Miss by 23 points in the Southeastern Conference opener on Dec. 29, it marked the largest victory in an SEC opener for the Wildcats since Jan. 2, 1999, when UK beat Florida by 35 points. With two more blowouts vs. Texas A&M and Arkansas, Kentucky won its first three league tilts by at least 23 points for the first time since 1953-54.

During a six-game stretch for the Wildcats things tightened up, as they didn't win a game by double digits from Jan. 24-Feb. 11. A 25-point win over Tennessee on Feb. 14, snapped the streak.

Sharing is Caring

One of the most defining traits of John Calipari's teams and their success is their willingness to share the ball. Calipari, on an annual basis, brings in the nation's most talented players, most of whom were accustomed to taking the majority of the shots on their high school teams.

At Kentucky, to better prepare them for the next level, they learn to share -- and to prosper from it. Calipari doesn't promise shots to anyone. Instead, he preaches that as the team succeeds, everyone benefits.

Although it hit a bit of a rough stretch during a time in which the team lost three of four, this team may be his greatest example of that yet. With all the talent this team has, it has shared the ball better than any other Calipari team at Kentucky. The Wildcats have 518 assists through 33 games, 34 more than the 2009-10 team had at this point in the season. That group owns the Calipari era record for total assists with 573 by season's end. Their 1.33 assist-to-turnover ratio not only ranks 30th in the country (through games on March 10), it's in the running to be the program's best mark in the shot-clock era (1.41 in 1995-96).

Three players are averaging 2.3 assists or more per game, and Kentucky's 15.7 assists per game ranks 41st in the nation (as of games through March 10). The 1995-96 UK team averaged 21.8 assists per game and set the school record of 783 assists in 36 games.

Against Arizona State, the Wildcats dished out 33 assists (on 44 made field goals), the most in the Calipari era and just two off of the school record. UK also had 25 assists against Cleveland State, the fifth most in the Cal era.

Kentucky dishes out an assist on 51.9 percent of its field goals.

Over a four-game stretch from Jan. 24 to Feb. 4, of which UK lost three of them, the Wildcats averaged only 12.3 assists, including a season-low seven at Florida.

Sophomore Slump? Mr. Do Everything Has Other Plans

Isaiah Briscoe has provided the steady hand to complement UK's dynamic yet youthful backcourt in De'Aaron Fox and Malik Monk. The elder statesman is having a markedly improved sophomore season in leading UK to its second straight Southeastern Conference championship.

Briscoe scored 10 or more points in 11 of UK's 18 league games, logged three or more rebounds in 16 of the 18, had five or more assists in nine of 18 games -- not to mention his historic triple-double against Ole Miss in the league opener. He also became the first UK player since James Young (26 points, 10 rebounds, five assists vs. Mississippi State on Jan. 8, 2014) to have at least 20 points, 10 rebounds and five assists in a single game when he did so with 23 points, 11 rebounds and eight assists vs. Georgia.

The sophomore from Newark, New Jersey, finished the regular season as the only player in the SEC averaging at least 12.9 points, at least 5.6 rebounds and at least 4.4 assists.

In the opening game of the SEC Tournament, Mr. Do Everything guided the Cats to a 71-60 win over Georgia with an impressive stat line of 20 points, six rebounds, two assists and two steals in 34 minutes.

Here's a look at Briscoe's improvement since his freshman year:

2016-17	PPG	RPG	APG	A/TO Ratio	FG%	3FG%	FT%	SPG	MPG
Nonconference	14.8	4.0	3.7	1.7	52.2	30.0	70.9	1.1	29.5
Conference	11.7	6.5	4.8	1.7	44.1	25.8	60.3	0.6	31.1

2015-16	PPG	RPG	APG	A/TO Ratio	FG%	3FG%	FT%	SPG	MPG
Nonconference	10.8	5.6	3.3	1.3	48.6	21.1	47.8	1.3	31.3
Conference	8.5	5.1	3.1	2.2	39.8	05.6	43.6	0.8	32.9

Year of the Triple-Double?

It's funny how history works. Prior to this season, Kentucky had just one triple-double in school history, dating all the way back to the program's inception in 1903. Chris Mills pulled off the initial and only one prior to this season on Dec. 27, 1988, but for all the great players to put on the UK uniform, that was it.

Until this season.

After an almost unbelievable absence of triple-doubles, the Wildcats (De'Aaron Fox and Isaiah Briscoe) have not only ended the drought this season, they've pulled off the feat twice -- in a seven-game span.

Fox was the first. On a night of record-setting accomplishments and a collective offensive outburst from the Wildcats in a 115-69 win over Arizona State in the Bahamas, Fox posted 14 points, a career-high 11 rebounds and 10 assists in 31 minutes of play, Fox recorded just the second tri-

ple-double in school history.

Only a month later, Briscoe turned the trick with 19 points, a career-high 11 assists and 10 rebounds in a 99-73 win at Ole Miss. Briscoe had eight points, nine dimes and six boards by half.

With Briscoe's triple-double, Fox and Briscoe became the first pair of teammates in Southeastern Conference history to log triple-doubles in the same season. With the way history has worked this season, could the Wildcats make it three?

Cats Deliver the Knockout Punch

UK is 211-4 (.981) in the John Calipari era when leading by at least 10 points at any time in the contest. Two of those three losses (a 21-point lead at Tennessee and a 12-point lead at Auburn) came during the 2015-16 campaign. The only other losses came during the 2012-13 season when UK gave up an 11-point first-half lead and lost 59-55 at Alabama and vs. Kansas this season when the Wildcats failed to capitalize on a 12-point first-half lead. The loss to Kansas was the first to a nonconference opponent when leading by 10 or more in the Calipari era.

Perhaps most impressive of all is that 72.4 percent of games Calipari has coached in at Kentucky have produced 10-point leads at some point during the game for UK. The Wildcats have led by 10 points or more in a whopping 86.1 percent of Calipari's 245 career wins at Kentucky.

Big-Game Cal

John Calipari's teams aren't just good against the best teams in the country, they're great. Not only does Kentucky have a 48-21 record (.695) vs. Associated Press Top 25 teams, UK is 5-3 when both teams are ranked in the AP top five under Calipari.

All-time, Calipari is 11-7 when both teams are ranked in the AP top five. When both teams are ranked in the AP Top 25, Calipari's all-time record is 71-46, including a 41-18 mark at Kentucky. When both are ranked in the top 10 he has a 23-13 record, including 12-6 at UK.

Taking Care of Business

Kentucky's 48-21 record vs. opponents ranked in the Associated Press Top 25 in John Calipari's tenure is impressive, but the Wildcats' ability to beat all-comers can't be overlooked. Under Calipari, UK is 197-31 vs. unranked competition, an .864 winning percentage.

The Wildcats' loss to Tennessee during the 2016-17 season was its first since falling at unranked Vanderbilt on Feb. 27, 2016.

Kentucky Elite Under Cal

Since John Calipari took over the program in 2009-10, nobody has more wins than Kentucky, and only the Kansas and Gonzaga have a better winning percentage. UK is 244-52 (.824) during that time span.

1. Kansas: 244-47 (.8385)
2. Gonzaga: 234-46 (.8357)
3. Kentucky: 244-52 (.8243)
4. Wichita State: 232-52 (.8169)
5. Duke: 236-55 (.8109)

**numbers through March 10, 2017*

Bounce Back

The Wildcats don't lose very often during the John Calipari era, but when they do, they almost always bounce back.

UK is 38-8 under Calipari following a loss. Kentucky's back-to-back losses to Kansas and Tennessee this season were its first since also losing back-to-back games at Kansas and at Tennessee in 2015-16.

The Wildcats have only lost back-to-back games eight times during the Calipari era and they've never lost three in a row with Calipari on the sidelines -- including avoiding a three-game skid despite trailing by 14 to Georgia in the first half on Jan. 31. The last time UK lost three games in a row was in February 2009 when the Wildcats dropped four straight games to end the regular season.

Always Efficient

According to Ken Pomeroy's calculations on kenpom.com, UK's teams under John Calipari have consistently ranked among the most efficient teams in the country per possession.

Year	Offense (Rank)	Defense (Rank)	Overall
2017	119.1 (14)	92.3 (12)	5th
2016	120.4 (5)	98.0 (53)	6th
2015	119.3 (5)	86.5 (2)	1st
2014	117.6 (10)	96.9 (41)	11th
2013	108.8 (42)	99.1 (129)	42nd
2012	122.9 (2)	88.2 (9)	1st
2011	118.1 (7)	90.4 (15)	6th
2010	116.1 (15)	86.2 (6)	3rd

**rankings through March 11, 2017*

2016-17 LINEUP COMPARISON

A breakdown of Kentucky's most used linupes, including a breakdown of each lineup's +/- statistics:

Most Frequent Lineups	Total Minutes	Points For	Points Against	+/-	+/- per 40 min.
Fox, Adebayo, Monk, Briscoe, Gabriel	197:05	431	335	+96	+19.48
Fox, Adebayo, Monk, Briscoe, Willis	196:43	464	389	+75	+15.25
Fox, Adebayo, Monk, Willis, Hawkins	69:54	147	130	+17	+9.73
Adebayo, Monk, Briscoe, Willis, Hawkins	63:37	147	112	+35	+22.01
Fox, Adebayo, Monk, Gabriel, Hawkins	49:22	98	67	+31	+25.12
Adebayo, Monk, Briscoe, Gabriel, Hawkins	42:53	81	87	-6	-5.60
Fox, Monk, Briscoe, Willis, Humphries	34:50	81	60	+21	+24.11
Fox, Monk, Briscoe, Humphries, Gabriel	31:18	67	59	+8	+10.22
Fox, Adebayo, Briscoe, Willis, Hawkins	25:41	70	45	+25	+38.94
Adebayo, Monk, Briscoe, Willis, Mulder	21:18	46	24	+22	+41.31

A Winning Institution

Both the UK men's and women's basketball teams have posted an eighth straight 20-win season in 2016-17. Kentucky is one of just three institutions (Duke and BYU) in the NCAA that have seen both their men's and women's basketball programs tally 20 or more wins in the last eight consecutive seasons.

National Attention

Kentucky basketball always garners the eyes of the country as UK routinely draws some of the highest national rating numbers on TV for college basketball games. Of course, this season has been no different.

The Wildcats' game vs. North Carolina in the CBS Sports Classic was the most watched college basketball game of the season (to that point) across any network, according to CBS. The game, which is being hailed as an all-time classic after Kentucky won a 103-100 thriller, drew a 2.4 household rating with a 5 share. In other words, 2.4 of all households with a TV set watched the game, while 5 percent of those watching TV at the time tuned in for the game.

The Kentucky-Louisville game was ESPN's best overnight (1.8) for a college basketball game this season, but that was before the Kentucky-Kansas game topped it with a 2.0 overnight rating.

The Duke-North Carolina game would go on to be the highest-rated game of the season, but UK ended up with two of the three most-watched regular-season games of the year. UK-UNC had 3.6 million viewers and UK-Kansas had 3.4 million.

In addition to owning some of the most-watched games this season, UK's matchup with No. 2/1 Kansas on Jan. 28 called for the return of ESPN's popular morning show College GameDay to Rupp Arena for the first time since 2013-14. Additionally, the SEC Network's Paul Finebaum Show ventured away from its Charlotte, North Carolina, studios for an appearance in Rupp Arena on Jan. 27 to preview the SEC/Big 12 Challenge.

College GameDay's visit to Rupp Arena this season marked the sixth time it has visited UK. Only Kansas and Duke have hosted more times with both welcoming the weekly show seven times. The most memorable trip was on Feb. 13, 2010, when a record 22,144 fans attended the show in John Calipari's first season at UK.

The Wildcats were also featured as a part of College GameDay for its trip to Florida. It was UK's 14th ESPN College GameDay appearance, behind only North Carolina (15).

Hold Them to 55

Defense has always been a recipe for success for the Wildcats under John Calipari. The special ingredient: 55 points. UK is a perfect 63-0 under Calipari when holding the opponent to 55 points or fewer. The Wildcats are 144-5 under Calipari when limiting the opponent to 63 points or less.

After dropping three of four games, UK "rebooted" and posted back-to-back wins over Alabama and Tennessee by limiting both opponents to 58 points.

Forever Young

Kentucky began the 2016-17 season with two veterans in the starting lineup in senior Derek Willis and sophomore Isaiah Briscoe. However, Kentucky once again checks in as one of the youngest teams in terms of experience, according to kenpom.com. UK ranks No. 341 out of 351 in terms of experience per minute. Only Texas, Iowa, Mississippi State, Washington and Oregon State are younger among Power Five institutions.

UK's Nonconference Schedule Loaded

According to the NCAA's calculations, the Wildcats have played the 10th-toughest nonconference strength of schedule.

UK's 13-game nonconference schedule featured eight teams that made it to a postseason tournament in 2015-16, five teams who finished the year with a top 50 RPI ranking and four nationally ranked opponents at the time of the game. Three of KenPom's top five teams from last season (North Carolina, Kansas and Michigan State) were among UK's nonconference schedule. Five of the Wildcats' nonconference opponents were ranked in the Associated Press Top 25 at the time.

The Wildcats' slate took the Wildcats as far east as the Bahamas for the second game of a two-year deal with Arizona State and as far west as Las Vegas for a matchup with North Carolina in the CBS Sports Classic.

Kentucky also traveled twice to New York, first to play Michigan State in Madison Square Garden, and then against Hofstra at the Barclays Center in Brooklyn.

All told, Kentucky's 2016-17 nonconference opponents combined for a record of 200-157 in 2015-16, a .649 winning percentage. Four teams finished the season ranked in the top 25 of the all-important RPI. Five teams started the season ranked in both the AP Top 25 and the USA Today Coaches Poll.

2017 Shooting Guard Hamidou Diallo Joins Wildcats

Hamidou Diallo, widely considered the top shooting guard in the class of 2017, has signed a financial aid agreement with the Kentucky men's basketball team and is enrolled in classes. He began his first semester at the University of Kentucky on Jan. 11 for the spring term after graduating in May from the Putnam Science Academy in Connecticut.

Diallo (pronounced ha-MUH-do DEE-ah-lo), a top-10 prospect in the 2017 class, is expected to practice with the team this semester and begin game competition in the 2017-18 season, though he is eligible to play in games immediately.

Diallo is the fifth prospect to sign with Kentucky out of the 2017 class, joining five-star signees Quade Green, Nick Richards and P.J. Washington, and four-star signee Shai Gilgeous-Alexander. UK can only comment on prospects who have signed national letters of intent or financial aid agreements. The next national spring signing period is in April, when UK expects to announce any additional signees.

Diallo, from Queens, New York, is Kentucky's third guard in the 2017 class. At 6-foot-5, 190 pounds, Diallo is a long and extremely athletic wing with a ton of upside. A high-flying, high-scoring guard who excels at getting to the basket, Diallo is considered an elite finisher with a potential to be a lockdown defender. Among the major recruiting services (Rivals, Scout, ESPN and 247 Sports), he is rated as high as No. 9 (247 Sports) and no lower than No. 11 (ESPN). Both 247

Sports and Scout consider him the No. 1 shooting guard in the 2017 class.

In his final season in high school, in 2015-16, Diallo led Putnam Science Academy to a 38-3 record with an appearance in the state semifinals. The two-time all-state honoree averaged 19.0 points, 6.0 rebounds and 3.0 assists in his senior season before graduating in the fall. He averaged 17.0 points and 4.0 rebounds as a junior.

Diallo's enrollment marks the second straight midyear enrollee for Calipari and Kentucky. Current redshirt freshman forward Tai Wynyard enrolled early last season.

Best in the Bluegrass

Kentucky has been dominant against teams in the state under John Calipari. UK is 14-2 against in-state foes with Calipari at the helm, including 8-2 vs. Louisville. Two of the victories over the Cardinals came in postseason play. UK had its four-game winning streak snapped this season, but has won all four meetings played in Rupp Arena. Louisville's two wins have come by a combined six points.

Here's a list of the meetings between the state's two premier programs since Coach Cal took over at Kentucky:

- Jan. 2, 2010 - UK won 71-62 at Rupp Arena
- Dec. 31, 2010 - UK won 78-63 at KFC YUM! Center
- Dec. 31, 2011 - UK won 69-62 at Rupp Arena
- March 31, 2012 - UK won 69-61 at the Superdome (NCAA Final Four in New Orleans)
- Dec. 29, 2012 - Louisville won 80-77 at KFC YUM! Center
- Dec. 28, 2013 - UK won 73-66 at Rupp Arena
- March 28, 2014 - UK won 74-69 at Lucas Oil Stadium (NCAA Sweet 16 in Indianapolis)
- Dec. 27, 2014 - UK won 58-50 at KFC YUM! Center
- Dec. 26, 2015 - UK won 75-73 at Rupp Arena
- Dec. 21, 2016 - Louisville won 73-70 at KFC YUM! Center

All-Time Wins Leader Returned to the Top of the Polls

Kentucky was the top team in the land according to the Associated Press Top 25 and the USA Today Coaches Poll for two consecutive weeks (Nov. 21 and 28).

UK and John Calipari have been tough to beat playing the role of the hunted:

- The Wildcats own an all-time record of 221-30 (.880) as the nation's top-ranked squad
- UK has won 66 of its last 71 contests as the AP's top team
- The Wildcats are 69-7 (.908) as the AP No. 1 team since Calipari's first year at the helm, the best record in the country by a top-ranked team during that span
- In eight seasons under Calipari, the Wildcats have reached No. 1 in six of those seasons
- Calipari is 110-12 (.902) all-time as head coach of the AP's No. 1 team
- Calipari has coached 122 career games as a No. 1 team, the fourth most in NCAA history, trailing John Wooden (228), Mike Krzyzewski (233) and Adolph Rupp (131)
- Among coaches who have owned a No. 1 ranking in at least 119 games, Calipari's winning percentage of .902 trails only Wooden (.952), and is ahead of active coaches Krzyzewski (.870) and Roy Williams (.849)
- Only Krzyzewski (193) has more wins as a No. 1 ranked coach among active NCAA Division I teams than Calipari
- Prior to the home loss vs. UCLA on Dec. 3, Kentucky had lost just twice at home as the AP top-ranked team in the history of the program and just once in Rupp Arena. Both of those losses came by just one point
- UK has been ranked No. 1 a total of 124 weeks since the AP started ranking teams during the 1948-49 season. Only UCLA (134) and Duke (129) have been atop the rankings for more weeks

Wildcats Sign Four in Fall Signing Period for 2017

Continuing a trend that started with the arrival of head coach John Calipari, the Kentucky men's basketball program has once again put together one of the strongest recruiting classes in the country, signing four of the nation's top players during the early fall signing period. Highly rated prospects Shai Gilgeous-Alexander, Quade Green, Nick Richards and P.J. Washington have all inked national letters of intent with UK.

All four players are consensus four- or five-star prospects and all are ranked in the top 50 by the major national recruiting services. In a class stocked full of highly regarded players, national analysts are already calling UK's class one of the nation's top hauls for 2017.

In every season in the Calipari era, the Wildcats have signed either the nation's No. 1 or No. 2 recruiting class. UK looks to continue that streak with the latest additions of Gilgeous-Alexander, Green, Richards and Washington.

- Gilgeous-Alexander will come to Kentucky out of Hamilton Heights Christian Academy in Chattanooga, Tennessee. Originally from Canada, Gilgeous-Alexander was a member of the 2016 Canadian Men's U18 National Team that captured the silver medal at the 2016 FIBA Americas U18 Championship over the summer. He averaged 7.8 points, a tournament-best 5.4 assists and 3.0 steals per game, second best in the field. ESPN, Scout and 247Sports tab him a top-50, four-star prospect.
- Green is considered a five-star point guard prospect by Rivals, ESPN and Scout. ESPN ranks him as high as the No. 22 overall prospect in the class, while Rivals has him at No. 23. Scout tabs him at No. 25 and 247Sports list him at No. 31. Green, who was named the 2016 Pennsylvania Class 3A Player of the Year as a junior, was a part of the 2016 FIBA Americas U18 Championship team that won a gold medal in Chile. He averaged 18.7 points, 4.2 rebounds and 3.8 assists in leading Neumann-Goretti High School to the Pennsylvania state championship last season.
- Richards will be the second player in the Calipari era to join Kentucky out of the Patrick School in Elizabeth, New Jersey. National champion and No. 2 overall NBA Draft selection, Michael Kidd-Gilchrist was the other. Richards is ranked in the top 20 by the major recruiting services, including ESPN (No. 12), 247 Sports (No. 15), Scout (No. 17) and Rivals (No. 19). 247Sports tabs him as the second-best center in the class. He's a consensus five-star prospect.
- Washington, measured at 6-8, 229 pounds, is rated as high as No. 14 overall in the rankings by Scout. 247Sports and ESPN have him at No. 16 and Rivals tabs him No. 17. The five-star prospect is considered the top power forward in the class by Scout. Washington was a member

Wins vs. Losses

In most all of sports it's easy to pinpoint areas of improvement in losses versus a team's wins. The 2016-17 edition of the Kentucky Wildcats is no different. Here's a look at some of the key stats in wins compared with those same stats in losses.

Result	FG%	Opp. FG%	3-Pt. FG%	Opp 3-Pt. FG%	FT%	RPG	APG	TOPG	BPG	SPG	PPG
Wins	.488	.412	.362	.296	.701	41.0	16.3	11.7	5.4	6.0	87.8
Losses	.414	.484	.306	.391	.667	35.6	12.2	13.2	4.8	6.2	76.2

of the 2016 USA Men's U18 National Team that won a gold medal at the 2016 FIBA Americas U18 Championship over the summer. He started all five games and averaged 10.0 points and 4.0 rebounds. Washington also represented the U.S. at the 2015 FIBA 3x3 U18 World Championship.

Future Cats Named McDonald's, Jordan Brand All-Americans

The Kentucky men's basketball team's top-ranked recruiting class will be well represented during the 2017 McDonald's All-American Game in March and the 2017 Jordan Brand Classic.

Joining an elite list that features some of the greatest players to ever play for Kentucky, incoming Wildcats Quade Green, Nick Richards and P.J. Washington were selected to participate in the 40th annual McDonald's All-American Game on March 29 in the United Center in Chicago. The trio will also play in the Jordan Brand Classic at the Barclays Center in Brooklyn, New York, on April 14.

The Wildcats have more players than any other school in what are considered the two top high school all-star games.

UK can only publicize prospects who have signed a national letter of intent or a financial aid agreement. The next signing period is in April.

With the selections of Green, Richards and Washington, UK has signed 28 players during the John Calipari era who have been named to the McDonald's All-American Game and 32 to the Jordan Brand Classic. Both are more than any other school in the country during that time period.

Monk's Record Scoring Night Headlines Classic Win vs. UNC

For all the classic games the Kentucky-North Carolina series has featured, the 2016-17 matchup in Las Vegas was right up there with the best of them thanks to a record-setting scoring day from Malik Monk.

The UK freshman guard scored 47 points -- including the game-winning 3-pointer with 22 seconds to go -- to lead the Wildcats to a thrilling 103-100 victory in the CBS Sports Classic at T-Mobile Arena. Monk set all sorts of milestones with the offensive display, most notably crushing the previous UK freshman scoring record of 35 points, set by Terrence Jones (Jan. 11, 2011) and later tied by Jamal Murray (Feb. 6, 2016). Monk tied the program's all-time leading scorer, Dan Issel, for the sixth-most points ever by a Wildcat in a single game, and scored the most points by a Wildcat since Jodie Meeks recorded the single-game record of 54 points at Tennessee on Jan. 18, 2009.

On a day when both teams were at their near offensive peak -- both teams shot better than 50 percent from both the field and 3-point range -- Monk was just better than everyone else.

It was Kentucky's fourth victory in the last five games vs. North Carolina and its second win over a ranked team this season.

Noteworthy:

- Monk's 47 points are the most ever by a John Calipari-coached player in college. They are also the most in a single game by a Southeastern Conference freshman since LSU's Chris Jackson scored 55 points vs. Ole Miss on March 4, 1989, as well as the second-most points by a freshman in Division I since at least the 1996-97 season
- The 47 points tied the second most ever scored against North Carolina. It's the most since Rick Yuknus (Georgia Tech) scored 47 on Feb. 14, 1970. The record is 48 by Dick Groat on Feb. 29, 1952
- Tied for the sixth-most points in a game in school history, the 47 points are the second most ever by a Kentucky player against a nonconference opponent. Cliff Hagan scored 51 points vs. Temple on Dec. 5, 1953
- It was the first time UK has allowed 100 points in a game since losing to VMI 111-103 on Nov. 14, 2008. It was the first time Kentucky won a game in which it allowed 100 or more points since defeating Alabama 101-100 on March 1, 1979
- It was just the second time in UNC history and the first time in a regulation-length game that UNC lost a game in which it scored 100 points
- The Wildcats outrebounded the nation's No. 1 rebounding team (in terms of rebounding margin) 39-35. It was the first time in UNC's first 12 games it was outrebounded
- The game was the most watched college basketball game of the season across any network, according to CBS. It drew a 2.4 household rating with a 5 share. In other words, 2.4 of all households with a TV set watched the game, while 5 percent of those watching TV at the time tuned in for the game
- The Wildcats scored 103 points, the most Kentucky has ever scored vs. the Tar Heels in a win
- UK shot 54.1 percent from the field, marking the seventh time in 11 games the Cats had made more than half their shots
- Kentucky topped the 100-point plateau for the fourth time this season. It tied the most 100-point games in the Calipari era as the 2009-10 team also achieved the feat

Fox Posts Triple-Double in Record Rout of Arizona State

On a night of record-setting accomplishments and a collective offensive outburst from the Wildcats in a 115-69 win over Arizona State in the Bahamas, one achievement stood out above the rest: De'Aaron Fox's triple-double.

With 14 points, a career-high 11 rebounds and 10 assists in 31 minutes of play, Fox etched his name into the Kentucky record books with just the second triple-double in school history. Chris Mills notched the first and only other triple-double for UK on Dec. 27, 1988.

Fox collected his 10th assist with 4:44 left to play to get the triple-double on a Malik Monk 3-pointer. Coincidentally, the 3-pointer and record-setting assist put the Wildcats over the 100-point mark for the third consecutive game, the first time that's happened since December of 1977. Those were just a few of numerous eye-popping stats from UK's dominating performance on Paradise Island in the Bahamas.

- The total of 115 points was the most of the Calipari era and the most since Dec. 30, 2002, when UK scored 115 in a win over East Tennessee State
- With the 46-point drubbing, this season's Wildcats joined the 1947-48 Kentucky team as the only squads in school history to win their first seven games by at least 21 points. No team in program history has ever done it eight straight times to begin the year
- Kentucky's 33 assists are the high mark of the Calipari era. The 33 assists were two off the school record and the most since setting the school record with 35 on March 14, 1996, vs. San Jose State
- The Wildcats took more shots (84) than they ever have under Calipari thanks to the blazing pace of play and tied the Calipari-era mark for the most rebounds in a game
- The 59 rebounds tied Calipari-era mark for the most rebounds in a game
- The last time UK won four consecutive games by at least 31 points was February 1954

UK Leads Nation with 24 Players on NBA Opening-Day Rosters

The Kentucky men's basketball team, the nation's most prolific NBA player-producing program, once again led the country with 24 players on an opening-day NBA roster. Duke came in second with 19.

Of the 449 players in the NBA to start the 2016-17 season, approximately 5.35 percent played college basketball at UK. Following a midseason blockbuster trade that sent DeMarcus Cousins to the Pelicans to join forces with Anthony Davis, Kentucky's NBA dominance is best represented in Phoenix, New Orleans and Sacramento, where a combined eight Wildcats now play at the highest level of the game.

Eric Bledsoe, Devin Booker, Brandon Knight and Tyler Ulis are all part of the Phoenix Suns roster. Former UK stars Davis and Cousins call New Orleans their home, and Willie Cauley-Stein and Skal Labissiere play for Sacramento.

Using figures compiled by spotrac.com, Kentucky players' current contracts alone are valued at more than \$659 million. Calipari-coached players only (which includes Derrick Rose and Tyreke Evans but not Jodie Meeks or Rajon Rondo) have nearly \$751 million in current contracts. In just the 2016-17 season alone, UK players are slated to make more than \$172 million. Calipari-coached players only will make more than \$183 million. Over the course of their careers, Calipari players have generated approximately \$1.2 billion in total NBA contracts.

The UK players aren't just making the NBA either; they're among the league's best players. The Wildcats are among the league leaders in every major statistical category.

Among the standout performances this season:

- Davis began the season with a 50-point, 15-rebound performance followed by a 45-point, 17-rebound day. According to ESPN Stats & Info, he was the first player to score at least 90 points in the first two games of a season since Michael Jordan (91 in 1986-87)
- In late November, Cousins posted four straight games with at least 30 points, marking the longest such streak by a Kings player since Chris Webber in 2001
- Karl-Anthony Towns posted 47 points and 18 rebounds vs. the New York Knicks on Nov. 30. According to ESPN Stats & Info (at the time), the last six 40-point, 15-rebound games in the NBA were by Kentucky bigs. That streak has since been broken
- Davis had a string of five straight 20-point, 15-rebound performances in late December through early January, making him one of just four players to have done that in the last 30 years, according to ESPN
- John Wall was named the NBA Eastern Conference Player of the Month for December after leading the Eastern Conference in assists (10.7 apg) and steals (2.67 spg) in addition to 24.5 points per game for the month of December
- On Jan. 3, Julius Randle recorded his second triple-double of the season and the third of his career. He and the great Magic Johnson are the only players in Lakers history to record triple-doubles prior to the age of 22
- Booker posted back-to-back 39-point performances vs. Dallas and San Antonio. According to basketball-reference.com, he is the youngest player in NBA history with three 39-point games as well as the youngest player in NBA history to log back-to-back 39-point games. In the game vs. the Mavericks, Booker scored 28 of his 39 points in the fourth quarter, the highest scoring output by a player in a single quarter in Suns franchise history
- Bledsoe posted three games of 40 points or more in a six-game stretch in late January and early February
- Cousins became the fourth player in the NBA this season to have scored at least 45 points and grabbed at least 15 rebounds in a single game when he posted 46 points, 15 rebounds and five assists vs. the Philadelphia 76ers on Jan. 30 when he was with the Kings. Two of the other players are Davis and Towns
- In a head-to-head matchup on Feb. 10, Davis posted 42 points and 13 rebounds while Towns had 36 points and eight boards. According to the Elias Sports Bureau, the last time two players who went to the same college scored 78 or more points in the same NBA game was on April 11, 2014, when Florida's Corey Brewer (51) and Chandler Parsons (27) combined to score 78 points
- Jamal Murray stole the show at the BBVA Rising Stars Challenge at NBA All-Star weekend with a game-high 36 points, 11 assists and nine 3-pointers en route to MVP honors. His 36 points were the fourth most in the history of the game. Murray scored 27 points in the second half
- Davis set an All-Star Game scoring record with 52 points in addition to 10 rebounds to win MVP. The record 52 points easily surpassed Wilt Chamberlain's previous mark of 42 points set in 1962. Davis became the second player from Kentucky to win MVP honors at the NBA All-Star Game, joining Adrian "Odie" Smith (1966)
- With 39 points and 14 rebounds on Feb. 25, Davis posted his 14th 30-point, 10-rebound game of the season. According to the Elias Sports Bureau, that tied Moses Malone (1980-81) for the most in a season since the merger
- Davis scored 24 points in the first quarter on Feb. 26, the most in any quarter in Pelicans history
- Cousins, making himself at home in his first week in New Orleans, became the first player since Moses Malone (1986) to record 31 points and 10 rebounds in 22 minutes or less on Feb. 26
- In just his fifth career game with the Pelicans, Cousins tied Tyson Chandler's franchise single-game record with 23 rebounds
- On March 8, Towns became the second-youngest player in NBA history (Dwight Howard) to record his 100th career double-double

Davis, Murray Capture MVP Honors at NBA All-Star Weekend

With nine players featured at NBA All-Star weekend, including three All-Star selections, the Kentucky men's basketball team's annual presence in the league's showcase of talent was already one of the headlines. The Wildcats did one better though and stole the show.

Anthony Davis broke Walt Chamberlain's All-Star Game scoring record with 52 points to go along with 10 rebounds to win most valuable player honors in front of his home crowd. Just days earlier, Jamal Murray was named the MVP of the BBVA Rising Stars Challenge after scoring a game-high 36 points, including 27 in the second half.

Playing alongside the game's greatest players, Davis won broke Wilt Chamberlain's previous scoring record of 42 points set in 1962 in leading the Western Conference to a 192-182 victory over the Eastern Conference. He's the second Wildcat to win All-Star MVP honors, joining Adrian "Odie" Smith (1966).

Fueled by an astounding 18 dunks, Davis was 26 for 39 from the field. The makes and attempts are also game records.

The record night for Davis also marked a first under UK head coach John Calipari as Davis became the first former player coached by Calipari to win MVP honors at the NBA All-Star Game.

Murray kicked All-Star weekend off with a game-high 36 points en route to winning MVP honors in the BBVA Rising Stars Challenge on Friday. Murray's 36 points were the fourth-most points scored by any player in the game's history.

Murray was 13 of 19 from the field, including going 9 of 14 from behind the arc in just 20 minutes. He also contributed 11 assists, four rebounds and a steal. Murray did most of his damage after halftime, scoring 27 second-half points, in helping the World Team down Team USA 150-134.

Murray was one of four Wildcats to take part in the Rising Stars Challenge. He was joined on the World Team by Trey Lyles. Karl-Anthony Towns and Devin Booker highlighted Team USA. Lyles had seven points, two assists and a rebound. Towns, the 2016 NBA Rookie of the Year, posted 24 points, 11 rebounds and a pair of assists. Booker contributed 17 points and six assists.

Davis' MVP award will find a crowded trophy shelf. Among Davis' most notable awards include winning the 2012 Final Four Most Outstanding Player after leading UK to the national championship, Consensus National Player of the Year, the NABC Defensive Player of the Year and the USBWA National Freshman of the Year. And those were just his college awards.

Davis wasn't the only Wildcat in the NBA All-Star Game. John Wall and DeMarcus Cousins were also selected to Sunday's game as reserves, giving UK more NBA All-Star representatives than any other college program.

Wall, who leads all Eastern Conference guards in assists and steals and has led the Wizards to third place in the Eastern Conference at the All-Star break, posted 12 points to go along with six rebounds, four assists and four steals. Cousins, who was limited in action because of an ongoing trade, scored three points.

It was Davis' fourth appearance in the NBA All-Star Game and his second start. Wall was also making his fourth appearance, while Cousins made his third.

All told, UK had nine players participate in NBA All-Star weekend, more than any other school. Wildcats Dakari Johnson and Alex Poythress were selected for the NBA D-League All-Star Game on Saturday, though Poythress was a late scratch because of an injury. Johnson had four points and three boards.

Four of the eight participants -- Booker, Cousins, Davis and Wall -- in the Taco Bell Skills Challenge were Wildcats, though they were unable to defend Towns' 2016 championship.

All-Americans Play at Kentucky

Three different Cats -- all freshmen -- were named to at least one preseason All-America Team. Bam Adebayo was tabbed a preseason second-team All-American by CBSSports.com and a third-team selection by College Basketball Talk, De'Aaron Fox was named a second-team All-American by Sporting News, and Malik Monk was a third-team pick by CBSSports.com.

Of course, those honors are just preseason, but UK has a track record of All-America honors, especially under John Calipari. Ten different Wildcats have earned All-America honors by one of the NCAA-recognized teams under Calipari.

Justus Moves to Assistant Coach Role; Robic Special Assistant

Joel Justus, who joined Kentucky two seasons ago as the director of analytics and then special assistant to the head coach, moved to one of the three assistant coaching positions for the 2016-17 season. John Robic, who has served as an assistant to Calipari at three different schools since the late 1980s, moved into the special assistant to the head coach role prior to start of practices in late September.

"I feel I have the best staff of people who surround me in the country," John Calipari said at the time of the announcement. "All are strong in areas that I'm weak. All of them understand that the relationships with our current players and working with them every single day to help them get better is the key to their success and this program. No one should look at this in any other way than me trying to shuffle our staff to put them in the best positions to succeed personally and for them to help our program remain the gold standard."

"Kenny (Payne), Tony (Barbee) and I will continue to work on putting the best incoming classes that we can together with young people who want Kentucky as bad as we want them and who understand that the program isn't for everyone. By putting Joel where he is and having him focus on who we need to hone in on, we'll be more prepared than we've ever been, which is scary. Robes will continue to focus on his strength of making us the most well-prepared team in the country and putting our kids in positions to succeed."

#BBN Sets Crowd Roar World Record

Kentucky fans have long been known for being among the loudest anywhere. Now they have the world record to prove it.

With a representative from the Guinness Book of World Records in attendance at the UK-Kansas game, the crowd at Rupp Arena set a world record for the loudest indoor crowd roar when it was measured at 126.4 decibels just before tipoff.

UK Athletics and UK HealthCare's Markey Cancer Center joined forces to encourage fans to #TurnUpRupp and break the previous indoor crowd roar record, which was set by the Sacramento Kings in November 2013. The crowd roar was gauged by natural noise such as cheering and clapping only. No digital or artificial noise was allowed.

The record was short-lived as UK's opponent that day, Kansas, went on to break the record on Feb. 13 against West Virginia.

Keith Bogans Named 2017 SEC Legend

Former Kentucky men's basketball All-American Keith Bogans will represent the Wildcats as a member of the 2017 Southeastern Conference Legends at the SEC Tournament in Nashville, Tennessee. Former greats from all 14 SEC member institutions will be honored at the league tournament, March 8-12 in Bridgestone Arena. University President Eli Capilouto accepted the award on Bogan's behalf during UK's quarterfinal matchup vs. Georgia. Bogans was unable to attend to do personal reasons.

Bogans, a four-year letterwinner from 2000-03, ended his career as one of the program's most prolific scorers. He finished fourth all-time among UK's all-time scorers with 1,923 career points. The 6-foot-5 guard averaged 11.6 points or more in all four seasons at Kentucky, including 17.0 in his sophomore season and 15.7 during his senior campaign.

During the 2002-03 season in which Bogans led the Cats to an SEC regular-season and tournament title, he was named an All-American by the National Association of Basketball Coaches, the Associated Press, the Sporting News and the Basketball Times. He was also the SEC Tournament MVP as a senior.

Bogans was a three-time All-SEC selection, earning first-team honors in 2003, second-team accolades in 2001 and as a member of the All-Freshman Team in 2000. He was also the league's MVP of the tournament in 2003.

Drafted 43rd overall by the Milwaukee Bucks in 2003, Bogans went on to have a successful 11-year NBA career.

Chuck Hayes Inducted into UK Athletics Hall of Fame

Chuck Hayes was inducted into the UK Athletics Hall of Fame as a member of the 2016 class in October.

A fan favorite for relentless defense and tenacious rebounding, he was named the 2005 Southeastern Conference Defensive Player of the Year and still ranks seventh in career rebounds with 910 in program history. He led the team to the 2005 SEC regular-season championship and was a key member on the 2003 and 2004 SEC Tournament titles.

Cousins Wins First Olympic Gold Medal with USA Basketball

Snatching up what seemed like every rebound, former Wildcat DeMarcus Cousins also hauled in the first Olympic gold medal of his career with a strong performance in the championship game of

the 2016 Olympics.

With a gold medal on the line, Cousins saved his best for last for USA Basketball. Coming off the bench for a third straight game, Cousins set the tempo early by dominating the paint, sparking Team USA to a 40-15 first-half run, and ultimately to a 96-66 rout of Serbia.

Cousins played as well as he has all tournament, posting 13 points and a game-high 15 rebounds for his third double-digit scoring game of the Olympics. He had 11 points and 12 rebounds by halftime.

The 6-foot-11 forward, who was drafted fifth overall in 2010 after a sensational freshman season at Kentucky, averaged 9.1 points and 5.8 rebounds in eight games at the Olympics. He shot 61.4 percent from the floor, only shooting less than 50 percent in one game during the run.

Cousins is the 10th Wildcat all-time to compete in the Olympics and win a gold medal (not counting Sam Bowie, who was awarded a medal by President Jimmy Carter after the United States boycotted the 1980 Moscow Games), tied with North Carolina and UCLA for the most among all colleges. Cousins is also the third former UK player in a row to win a gold medal. Anthony Davis captured the gold at the last Olympics, in 2012, and Tayshaun Prince was a part of the 2008 gold-medal team. Cousins is the second John Calipari player to win a gold medal, joining Davis.

UK'S RECORD WHEN

KENTUCKY RECORD	ALL	SEC
Leading at halftime:	25-2	13-0
Tied at the half:	2-0	2-0
Trailing at halftime:	1-3	1-2
Shoot 50% or higher:	15-0	7-0
Shoot less than 50%:	13-5	9-2
Shoot higher % than opp.:	22-0	10-0
Shoot lower % than opp.:	6-5	6-2
Opp. shoot worse than 50%:	24-3	13-2
Opp. shoot 50% or higher:	4-2	3-0
Score less than 60 points:	0-0	0-0
Score 60-69 points:	2-1	1-1
Score 70-79 points:	6-2	4-0
Score 80-89 points:	7-1	5-1
Score 90-99 points:	8-1	5-0
Score 100+ points:	5-0	1-0
Opp. score less than 60 pts.:	5-0	3-0
Opp. score 60-69 pts.:	10-0	5-0
Opp. score 70-79 pts.:	8-2	4-0
Opp. score 80-89 points:	4-2	4-2
Opp. score 90-99 points:	0-1	0-0
Opp. score 100+ points:	1-0	0-0
Outrebounded opponent:	21-2	14-1
Outrebounded by opponent:	5-3	1-1
Equal number of rebounds:	2-0	1-0
Fewer turnovers than opp.:	18-3	8-1
Same turnovers as opp.:	2-0	2-0
More turnovers than opp.:	8-2	6-1
Make 8 or more 3-pointers:	11-2	7-0
Make 7 or fewer 3-pointers:	17-3	9-2
Games decided by 5 or fewer:	3-3	1-1
Overtime games:	1-0	1-0
On CBS:	4-1	3-0
On ESPN/ESPN2/ESPNU:	18-4	12-2
On Fox Sports1:	0-0	0-0
On SEC Network/(+):	6-0	1-0
On FSN:	0-0	0-0
vs. SEC at Home:	9-0	9-0
vs. SEC on Road:	7-2	7-2
Games vs. AP ranked opp.:	4-4	2-1
Games following a loss:	4-1	3-0
Games following a win:	23-4	13-2
More points in the paint:	18-1	9-0
Fewer/same pts in the paint:	10-4	7-2
More bench points than opp.:	14-3	9-1
Fewer or same bench pts.:	14-2	7-1
More 2nd-chance points:	17-2	11-1
Fewer or same 2nd-chance pts.:	11-3	5-1
More or same points off TOs:	23-2	13-0
Fewer points off TOs:	5-3	3-2
On Monday:	1-0	0-0
On Tuesday:	9-1	8-1
On Wednesday:	2-1	0-0
On Thursday:	1-0	1-0
On Friday:	3-0	0-0
On Saturday:	9-3	7-1
On Sunday:	3-0	0-0
In November:	7-0	0-0
In December:	4-2	1-0
In January:	7-1	7-0
In February:	7-1	7-1
In March:	3-0	1-0
In April:	0-0	0-0

WIN/LOSS MARGIN

MARGIN	W	L
1		
2		1
3	1	1
4		
5	2	1
6	2	1
7	2	
8	1	
9	2	
10	2	
11-15	1	
16-20	2	
21+	13	1

MISCELLANEOUS STATS

Times Led					Games With									
Player	Pts.	Rebs.	Assts.	Stls.	Blks.	10+ Pts	20+ Pts	10+ Rebs	3+Assts	3+Blks	3+Stls	3+ 3's	Dbl-Dbls	Career DD
0-Fox	10	2	17	14	1	27	9	1	23	-	5	-	4	4
1-Killeya-Jones	-	-	-	-	3	1	-	-	-	-	-	-	-	-
3-Adebayo	2	16	-	7	17	27	3	7	1	7	3	-	6	6
5-Monk	20	1	3	8	2	31	18	-	12	1	4	16	-	-
10-David	-	-	-	-	-	-	-	-	-	-	-	-	-	-
11-Mulder	-	1	-	1	2	4	-	-	-	-	-	4	-	-
13-Briscoe	4	8	14	7	1	22	6	4	23	-	2	1	4	6
14-Wynyard	-	-	-	-	-	-	-	-	-	-	-	-	-	-
15-Humphries	-	3	-	1	5	-	-	-	-	1	1	-	-	-
20-Calipari	-	-	-	-	1	-	-	-	-	-	-	-	-	-
25-Hawkins	-	-	2	6	-	1	-	-	10	-	-	-	-	-
30-Pulliam	-	-	-	-	-	-	-	-	-	-	-	-	-	-
32-Gabriel	1	4	-	2	11	7	1	2	2	3	1	3	1	1
35-Willis	1	6	-	2	11	10	-	2	2	4	-	5	-	2

STARTING LINEUPS

Record	Guard	Guard	Guard	Forward	Forward
16-4	Fox	Monk	Briscoe	Gabriel	Adebayo
7-0	Fox	Monk	Briscoe	Willis	Adebayo
1-0	Fox	Monk	Hawkins	Willis	Adebayo
1-0	Fox	Monk	Hawkins	Gabriel	Adebayo
1-0	Briscoe	Monk	Willis	Gabriel	Humphries
1-0	Briscoe	Monk	Mulder	Gabriel	Adebayo
1-0	Briscoe	Hawkins	Mulder	Willis	Adebayo
0-1	Briscoe	Monk	Hawkins	Gabriel	Adebayo

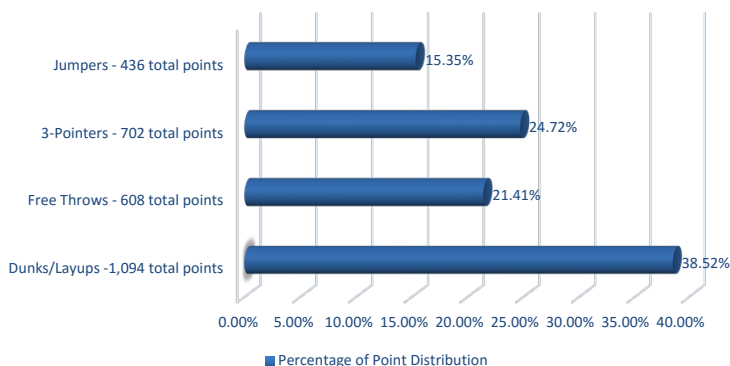
TRACKING THE CATS

Player	Games With		Total	
	Charges Drawn	UK's First Sub	Traditional 3-Point Plays	Clutch FT-FTA (Last 5:00/OT)*
0-Fox	2	2	18	26-32 (.813)
1-Killeya-Jones	-	-	1	0-0 (.000)
3-Adebayo	-	-	10	14-22 (.636)
5-Monk	2	1	11	33-39 (.846)
10-David	-	-	-	0-0 (.000)
11-Mulder	-	-	1	0-0 (.000)
13-Briscoe	9	-	11	10-15 (.667)
14-Wynyard	-	-	-	0-0 (.000)
15-Humphries	-	6	2	0-0 (.000)
20-Calipari	-	-	-	0-0 (.000)
25-Hawkins	6	9	4	3-4 (.750)
30-Pulliam	-	-	-	0-0 (.000)
32-Gabriel	9	5	2	0-1 (.000)
35-Willis	-	17	2	1-4 (.250)

*single-digit game with 5:00 to play or OT

HOW THE CATS ARE SCORING

Percentage of Point Distribution



TEAM'S FAST FACTS

Shooting Percentage:	.477
Avg. Assists Per Game:	15.7
Points Off Turnovers Avg.:	18.0
Second-Chance Points Avg.:	13.0
Points in the Paint Avg.:	38.4
Fast Break Points Avg.:	11.2
Bench Points Avg.:	20.4
Points Per Possession Avg.:	1.142
Avg. Time of Possession:	15.0

HOW UK SCORED ITS FIRST POINTS

PLAYER	DUNK/LAYUP	JUMPER	3PT	FT
0-Fox	4	1	2	2
1-Killeya-Jones				
3-Adebayo	2			2
5-Monk	1	4		
10-David				
11-Mulder				
13-Briscoe	4		1	3
14-Wynyard				
15-Humphries				
20-Calipari				
25-Hawkins				
30-Pulliam				
32-Gabriel	2	2	1	
35-Willis		2		



GAME-BY-GAME LEADERS

Date	Opponent	Result	Points	Rebounds	Blocks	Steals	Assists
10/30	Clarion #	W, 108-51	Monk - 15	Adebayo - 14 [^]	Willis - 2 [^]	Two with 4 [^]	Briscoe - 11 [^]
11/6	Asbury #	W, 156-63	Fox - 25 [^]	Humphries - 12 [^]	Killeya-Jones - 4 [^]	Two with 4 [^]	Two with - 7 [^]
11/11	STEPHEN F. AUSTIN	W, 87-64	Briscoe - 17 [^]	Humphries - 8	Two with 3 [^]	Two with 3 [^]	Fox - 12 [^]
11/13	CANISIUS	W, 93-69	Two with 21 [^]	Adebayo - 11 [^]	Adebayo - 3 [^]	Hawkins - 2	Fox - 3 [^]
11/15	vs. #13 Michigan State ¹	W, 69-48	Monk - 23 [^]	Two with 6	Two with 2	Gabriel - 3 [^]	Fox - 6 [^]
11/20	DUQUESNE	W, 93-59	Fox - 16 [^]	Adebayo - 8	Three with 2 [^]	Briscoe - 4 [^]	Fox - 6 [^]
11/23	CLEVELAND STATE	W, 101-70	Monk - 23	Gabriel - 10 [^]	Six with 1 [^]	Two with 2 [^]	Fox - 11 [^]
11/25	UT MARTIN	W, 111-76	Monk - 26 [^]	Adebayo - 12 [^]	Humphries - 2 [^]	Fox - 3 [^]	Hawkins - 9 [^]
11/28	vs. Arizona State ²	W, 115-69	Monk - 23 [^]	Fox - 11 [^]	Adebayo - 3 [^]	Briscoe - 3 [^]	Fox - 10 [^]
12/3	#11 UCLA	L, 97-92	Monk - 24 [^]	Adebayo - 13 [^]	Adebayo - 4 [^]	Monk - 5 [^]	Fox - 9 [^]
12/7	VALPARAISO	W, 87-63	Adebayo - 16	Three with 7	Gabriel - 3 [^]	Briscoe - 2	Fox - 5 [^]
12/11	vs. Hofstra ³	W, 96-73	Monk - 18 [^]	Willis - 8 [^]	Three with 2 [^]	Willis - 2 [^]	Briscoe - 6 [^]
12/17	vs. #7 North Carolina ⁴	W, 103-100	Monk - 47 [^]	Two with 7 [^]	Two with 1 [^]	Fox - 2 [^]	Fox - 10 [^]
12/21	at #10 Louisville	L, 73-70	Fox - 21	Two with 9 [^]	Two with 2 [^]	Fox - 2 [^]	Two with 3
12/29	at Ole Miss	W, 99-76	Monk - 34 [^]	Briscoe - 10	Adebayo - 3 [^]	Two with 3 [^]	Briscoe - 11 [^]
1/3	TEXAS A&M	W, 100-58	Monk - 26 [^]	Humphries - 6 [^]	Adebayo - 3 [^]	Adebayo - 3 [^]	Briscoe - 7 [^]
1/7	ARKANSAS	W, 97-71	Fox - 27 [^]	Briscoe - 8 [^]	Two with 2 [^]	Three with 1 [^]	Fox - 6 [^]
1/10	at Vanderbilt	W, 87-81	Briscoe - 23 [^]	Three with 7	Gabriel - 1 [^]	Two with 1 [^]	Briscoe - 5 [^]
1/14	AUBURN	W, 92-72	Monk - 24 [^]	Gabriel - 16 [^]	Adebayo - 3 [^]	Three with 1 [^]	Monk - 6 [^]
1/17	at Mississippi State	W, 88-81	Fox - 21	Gabriel - 8 [^]	Gabriel - 3 [^]	Briscoe - 2	Fox - 5 [^]
1/21	#24/24 S. CAROLINA	W, 85-69	Monk - 27	Willis - 7 [^]	Humphries - 2 [^]	Hawkins - 7 [^]	Adebayo - 2 [^]
1/24	at Tennessee	L, 82-80	Monk - 25 [^]	Briscoe - 14 [^]	Three with 3	Fox - 2	Briscoe - 5
1/28	#2/1 KANSAS	L, 79-73	Two with 18	Two with 8	Willis - 2 [^]	Two with 2 [^]	Briscoe - 6 [^]
1/31	GEORGIA	W, 90-81 (OT)	Monk - 37 [^]	Briscoe - 11	Monk - 3 [^]	Monk - 3 [^]	Briscoe - 8 [^]
2/4	at #24/23 Florida	L, 88-66	Fox - 19	Adebayo - 7	Three with 1	Adebayo - 4 [^]	Briscoe - 3
2/7	LSU	W, 92-85	Two with 23	Adebayo - 9 [^]	Two with 1 [^]	Fox - 3 [^]	Fox - 6 [^]
2/11	at Alabama	W, 67-58	Monk - 17	Briscoe - 11 [^]	Gabriel - 3 [^]	Three with 2 [^]	Briscoe - 4 [^]
2/14	TENNESSEE	W, 83-58	Monk - 20 [^]	Adebayo - 12 [^]	Gabriel - 2 [^]	Three with 2 [^]	Two with 6 [^]
2/18	at Georgia	W, 82-77	Two with 16	Willis - 12 [^]	Adebayo - 2 [^]	Monk - 3 [^]	Two with 5 [^]
2/21	at Missouri	W, 72-62	Adebayo - 22 [^]	Adebayo - 15 [^]	Adebayo - 3 [^]	Two with 1	Fox - 4 [^]
2/25	#13/12 FLORIDA	W, 76-66	Monk - 33 [^]	Adebayo - 15 [^]	Two with 1	Hawkins - 2 [^]	Monk - 5 [^]
2/28	VANDERBILT	W, 73-67	Monk - 27 [^]	Willis - 8 [^]	Willis - 3 [^]	Adebayo - 2 [^]	Briscoe - 6 [^]
3/4	at Texas A&M	W, 71-63	Fox - 19	Adebayo - 8	Willis - 3 [^]	Hawkins - 2 [^]	Briscoe - 8
3/10	*vs. Georgia	W, 71-60	Two with 20 [^]	Willis - 11	Willis - 4 [^]	Two with 2 [^]	Fox - 4 [^]
3/11	*vs. Alabama	W, 79-74	Fox - 28 [^]	Adebayo - 9 [^]	Two with 1 [^]	Adebayo - 3 [^]	Briscoe - 3

[^] - Game LeaderTimes Led
PointsTimes Led
ReboundsTimes Led
BlocksTimes Led
StealsTimes Led
Assists

1 - New York (Champions Classic)
 2 - Bahamas
 3 - Brooklyn, N.Y.
 4 - Las Vegas (CBS Sports Classic)
 * - SEC Tournament (Nashville, Tenn.)
 * - NCAA Tournament (Des Moines, Iowa)
 # - exhibition contest

Monk - 20
 Fox - 10
 Briscoe - 4
 Adebayo - 2
 Gabriel - 1
 Willis - 1

Adebayo - 16
 Briscoe - 8
 Willis - 6
 Gabriel - 4
 Humphries - 3
 Fox - 2
 Monk - 1
 Mulder - 1

Adebayo - 17
 Gabriel - 11
 Willis - 11
 Humphries - 5
 Killeya-Jones - 3
 Monk - 2
 Mulder - 2
 Briscoe - 1
 Calipari - 1
 Fox - 1

Fox - 14
 Monk - 8
 Adebayo - 7
 Briscoe - 7
 Hawkins - 6
 Gabriel - 2
 Willis - 2
 Humphries - 1
 Mulder - 1

Fox - 17
 Briscoe - 14
 Monk - 3
 Hawkins - 2



THE LAST TIME ...

INDIVIDUALS

SCORING

Scored 25 points: De'Aaron Fox (28) vs. Alabama, 3/11/17

Scored 30 points: Malik Monk (33) vs. Florida, 2/25/17

Scored 35 Points: Malik Monk (37) vs. Georgia, 1/31/17

Scored 40 points: Malik Monk (47) vs. North Carolina, 12/17/16

Scored 45 points: Malik Monk (47) vs. North Carolina, 12/17/16

Scored 50 points: Jodie Meeks (54) at Tennessee, 1/13/09

Two players had 20 points: De'Aaron Fox (28), Malik Monk (20), vs. Alabama, 3/11/17

Three players had 20 points: DeMarcus Cousins (27)/John Wall (21)/Patrick Patterson (20) vs. Sam Houston State, 11/19/09

Two players had 30 points: Patrick Patterson (33) and Jodie Meeks (32) vs. Tennessee State, 12/22/08

Scored 20 points in two straight games: De'Aaron Fox (2) 3/10/17 - 3/11/17

Scored 20 points in three straight games: Malik Monk (4) 11/23/16 - 12/3/16

Scored 20 points in four straight games: Malik Monk (4) 11/23/16 - 12/3/16

Scored 20 points in five straight games: Jamal Murray (12) 2/2/16 - 3/12/16

Scored 20 points in six straight games: Jamal Murray (12) 2/2/16 - 3/12/16

Scored 20 points in seven straight games: Jamal Murray (12) 2/2/16 - 3/12/16

Scored 20 points in eight straight games: Jamal Murray (12) 2/2/16 - 3/12/16

Scored 20 points in nine straight games: Jamal Murray (12) 2/2/16 - 3/12/16

Scored 20 points in 10 straight games: Jamal Murray (12) 2/2/16 - 3/12/16

Scored 20 points in 11 straight games: Jamal Murray (12) 2/2/16 - 3/12/16

Scored 20 points in 12 straight games: Jamal Murray (12) 2/2/16 - 3/12/16

Scored 20 points in 15 straight games: Dan Issel (18) 12/1/69 - 2/7/70

Scored 25 points in three straight games: Tayshaun Prince (3) 3/11/01-3/17/01

Scored 30 points in two straight games: Jodie Meeks vs. Appalachian State (46) 12/20/08; vs. Tennessee State (32) 12/22/08

Scored 30 points in three straight games: Dan Issel (6) 2/14/70 - 3/2/70

Scored in double figures in 10 straight games: Malik Monk (30) 11/11/16-2/28/17

Scored in double figures in 15 straight games: Malik Monk (30) 11/11/16-2/28/17

Scored in double figures in 20 straight games: Malik Monk (30) 11/11/16-2/28/17

Scored in double figures in 25 straight games: Malik Monk (30) 11/11/16-2/28/17

Scored in double figures in 30 straight games: Malik Monk (30) 11/11/16-2/28/17

Scored in double figures in 33 straight games: Jamal Murray (34) 11/17/15 - 3/19/16

Scored in double figures in 34 straight games: Jamal Murray (34) 11/17/15 - 3/19/16

Scored in double figures in 35 straight games: Kenny Walker (36) 11/14/85 - 3/22/86

Five players scored in double figures: Malik Monk (20), Derek Willis (16), De'Aaron Fox (13), Isaiah Briscoe (12), Dominique Hawkins (10) vs. Tennessee, 2/14/17

Six players scored in double figures: Malik Monk (23), Isaiah Briscoe (20), De'Aaron Fox (14), Bam Adebayo (12), Derek Willis (11), Wenyen Gabriel (10) vs. Arizona State, 11/28/16

Seven players scored in double figures: Randolph Morris (17), Kelenna Azubuike

(15), Patrick Sparks (14), Chuck Hayes (12), Rajon Rondo (11), Ravi Moss (10) and Ramel Bradley (10) vs. Mississippi State 2/19/05,

Four players with 15 or more points: Malik Monk (26), De'Aaron Fox (16), Bam Adebayo (15), Wenyen Gabriel (15) vs. UT Martin, 11/25/16

DOUBLE-DOUBLES

Double-double: Bam Adebayo (13 points, 10 rebounds) vs. Georgia, 3/10/17

Triple-double: Isaiah Briscoe (19 points, 11 rebounds, 10 assists) at Ole Miss, 12/29/16

20-10 (rebs) game: Bam Adebayo (22 points, 15 rebounds) at Missouri, 2/21/17

20-10 (assts) game: De'Aaron Fox (24 points, 10 assists) vs. North Carolina, 12/17/16

20-15 game: Bam Adebayo (22 points, 15 rebounds) at Missouri, 2/21/17

30-10 game: Tayshaun Prince (33 points, 11 rebounds) vs. Tennessee State, 12/22/98

Back-to-back 20-10 games: Julius Randle (3) 11/8/13 - 11/10/13

Three straight 20-10 games: Julius Randle (3) 11/8/13 - 11/12/13

Double-double in points and rebs.: (13 points, 10 rebounds) vs. Georgia, 3/10/17

Double-double in points and assists: Isaiah Briscoe (19 points, 10 assists) at Ole Miss, 12/29/16

Double-double in points and blocks: Never

Double-double in points and steals: Never

Double-double in two consecutive games: Bam Adebayo (22 pts, 15 rebs) at Missouri, (2/21/17), (18 pts, 15 rebs) vs. Florida, 2/25/17)

Double-double in three consecutive games: - Julius Randle (19p, 15r) vs. Kansas State, 3/21/14; (13 p, 10 r), vs. Wichita State, 3/23/14; (15 p, 12 r), vs. Louisville, 3/28/14; (16 p, 11 r), vs. Michigan, 3/30/14

Double-double in four consecutive games: Julius Randle (19p, 15r) vs. Kansas State, 3/21/14; (13 p, 10 r), vs. Wichita State, 3/23/14; (15 p, 12 r), vs. Louisville, 3/28/14; (16 p, 11 r), vs. Michigan, 3/30/14

Double-double in five consecutive games: Julius Randle (14p, 10r) at Arkansas, (2/27/14); (10p, 15r) at South Carolina (3/1/14); (12 p, 11 r) vs. Alabama, (3/4/14); (16 p, 10 r) at Florida, (3/8/14); (17 p, 16 r) vs. LSU, (3/14/14); (12 p, 11 r) vs. Georgia, (3/15/14)

Double-double in six consecutive games: Julius Randle (14p, 10r) at Arkansas, (2/27/14); (10p, 15r) at South Carolina (3/1/14); (12 p, 11 r) vs. Alabama, (3/4/14); (16 p, 10 r) at Florida, (3/8/14); (17 p, 16 r) vs. LSU, (3/14/14); (12 p, 11 r) vs. Georgia, (3/15/14)

Double-double in seven consecutive games: Julius Randle (7) 11/18/13-11/27/13

Double-double in 10 consecutive games: Jim Andrews, 1972-73 season

Two players record double-doubles: De'Aaron Fox (16 points, 11 assists), Wenyen Gabriel (10 points, 10 rebounds) vs. Cleveland State, 11/23/16

Three players record double-doubles: DeMarcus Cousins (19 pts, 14 rebs)/Patrick Patterson (19 pts, 10 rebs)/John Wall (18 pts, 10 rebs) at Mississippi State, 2/16/10

Four players record double-doubles: Jack Givens (30 pts, 13 rebs)/Kyle Macy (16 pts, 10 assts)/Mike Phillips (22 pts, 18 rebs)/Rick Robey (23 pts, 13 rebs) vs. Southern Methodist, 11/26/77

Five players record double-doubles: Never

FIELD GOALS

Made 12 FG in a game: Bam Adebayo (12) at Ole Miss, 12/29/16

Made 15 FG in a game: Malik Monk (18) vs. North Carolina, 12/17/16

Made 16 FG in a game: Malik Monk (18) vs. North Carolina, 12/17/16

Made 17 FG in a game: Malik Monk (18) vs. North Carolina, 12/17/16

Made 18 FG in a game: Malik Monk (18) vs. North Carolina, 12/17/16

Made 19 FG in a game: Dan Issel (19) vs. Alabama, 2/23/70

Made 20 FG in a game: Dan Issel (23) vs. Ole Miss, 2/7/70

Made 21 FG in a game: Dan Issel (23) vs. Ole Miss, 2/7/70

Made 22 FG in a game: Dan Issel (23) vs. Ole Miss, 2/7/70

Made 23 FG in a game: Dan Issel (23) vs. Ole Miss, 2/7/70

Attempted 17 FG in a game: Malik Monk (21) vs. Vanderbilt, 2/28/17

Attempted 18 FG in a game: Malik Monk (21) vs. Vanderbilt, 2/28/17

Attempted 19 FG in a game: Malik Monk (21) vs. Vanderbilt, 2/28/17

Attempted 20 FG in a game: Malik Monk (21) vs. Vanderbilt, 2/28/17

Attempted 25 FG in a game: Malik Monk (28) vs. North Carolina, 12/17/16

3-POINTERS

Made 5 3-pointers in a game: Malik Monk (5) vs. Florida, 2/25/17

Made 6 3-pointers in a game: Malik Monk (7) vs. Georgia, 1/31/17

Made 7 3-pointers in a game: Malik Monk (7) vs. Georgia, 1/31/17

Made 8 3-pointers in a game: Malik Monk (8) vs. North Carolina, 12/17/16

Made 9 3-pointers in a game: Jodie Meeks (10) at Tennessee, 1/13/09

Made 10 3-pointers in a game: Jodie Meeks (10) at Tennessee, 1/13/09

Made 11 3-pointers in a game: Never

Attempted 10 3-pointers in a game: Malik Monk (11) vs. Georgia, 1/31/17

Attempted 15 3-pointers in a game: Jodie Meeks (15) at Tennessee, 1/13/09

Attempted 16 3-pointers in a game: Derrick Miller (16) vs. LSU 2/15/90

Attempted 17 3-pointers in a game: Derrick Miller (19) vs. Kansas 12/6/89

Attempted 18 3-pointers in a game: Derrick Miller (19) vs. Kansas 12/6/89

Attempted 19 3-pointers in a game: Derrick Miller (19) vs. Kansas 12/6/89

Made a 3-pointer in 10 straight games: Malik Monk (12), 1/21/17-2/28/17

Made a 3-pointer in 15 straight games: Jamal Murray (36), 11/13/15 - 3/19/16, Derek Willis (17), 1/12/16 - 3/17/16

Made a 3-pointer in 20 straight games: Jamal Murray (36), 11/13/15 - 3/19/16

Made a 3-pointer in 30 straight games: Jamal Murray (36), 11/13/15 - 3/19/16

Made two 3-pointers in 10 straight games: Jamal Murray (17), 1/23/16 - 3/17/16

Made three 3-pointers in 10 straight games: Gerald Fitch (20) 1/14/03 - 3/23/03

Made three 3-pointers in 15 straight games: Gerald Fitch (20) 1/14/03 - 3/23/03

Made three 3-pointers in 20 straight games: Gerald Fitch (20) 1/14/03 - 3/23/03

Made three 3-pointers in 25 straight games: Keith Bogans (29) 3/14/02 - 2/26/03

FREE THROWS

Made 8 FT in a game: De'Aaron Fox (11) vs. Alabama, 3/11/17

Made 9 FT in a game: De'Aaron Fox (11) vs. Alabama, 3/11/17

Made 10 FT in a game: De'Aaron Fox (11) vs. Alabama, 3/11/17

Made 11 FT in a game: De'Aaron Fox (11) vs. Alabama, 3/11/17

Made 12 FT in a game: Tyler Ulis (12) at Tennessee, 2/2/16

Made 13 FT in a game: Tyler Ulis (14) at Arkansas, 1/21/16

Made 14 FT in a game: Tyler Ulis (14) at Arkansas, 1/21/16

Made 15 FT in a game: Rodrick Rhodes (16) vs. Ole Miss 1/18/95

Made 16 FT in a game: Rodrick Rhodes (16) vs. Ole Miss 1/18/95

Made 17 FT in a game: Dwight Anderson (18) vs. Mississippi State 2/12/79

Made 18 FT in a game: Dwight Anderson (18) vs. Mississippi State 2/12/79

Attempted 10 FT in a game: De'Aaron Fox (15), Malik Monk (10) vs. Alabama, 3/11/17

Attempted 15 FT in a game: Isaiah Briscoe (15) vs. Alabama, 3/11/17

Attempted 20 FT in a game: Heshimu Evans (20) vs. Ole Miss 3/5/99

REBOUNDS

15 Rebs: Bam Adebayo (15) vs. Florida, 2/25/17

16 Rebs: Wenyen Gabriel (16) vs. Auburn, 1/14/17

20 Rebs: Jared Prickett (20) vs. Arkansas 2/9/94

25 Rebs: Mike Phillips (28) vs. Tennessee 1/10/76

30 Rebs: Cotton Nash (30) vs. Ole Miss 2/8/64

34 Rebs: Bob Burrow (34) vs. Temple 12/10/55

10+ Rebs in three consecutive games: Julius Randle (4) 3/21/14 - 3/30/14

10+ Rebs in four consecutive games: Julius Randle (4) 3/21/14 - 3/30/14

10+ Rebs in five consecutive games: Julius Randle (10) 2/12/14 - 3/15/14

10+ Rebs in six consecutive games: Julius Randle (10) 2/12/14 - 3/15/14

10+ Rebs in seven consecutive games: Julius Randle (10) 2/12/14 - 3/15/14

10+ rebs in eight consecutive games: Julius Randle (10) 2/12/14 - 3/15/14

10+ rebs in nine consecutive games: Julius Randle (10) 2/12/14 - 3/15/14

Two players had 10 rebounds: Derek Willis (11) and Bam Adebayo (10) vs. Georgia, 3/10/17

Three players had 10 rebounds: Michael Kidd-Gilchrist (19), Terrence Jones (11), Anthony Davis (10) vs. Louisville, 12/31/11



THE LAST TIME ...

ASSISTS

6 assists: Isaiah Briscoe (8) at Texas A&M, 3/4/17
7 assists: Isaiah Briscoe (8) at Texas A&M, 3/4/17
8 assists: Isaiah Briscoe (8) at Texas A&M, 3/4/17
9 assists: Isaiah Briscoe (11) at Ole Miss, 12/29/16
10 assists: Isaiah Briscoe (11) at Ole Miss, 12/29/16
11 assists: Isaiah Briscoe (11) at Ole Miss, 12/29/16
12 assists: De'Aaron Fox (12) vs. Stephen F. Austin, 11/11/16
13 assists: Tyler Ulis (14) vs. LSU, 3/5/16
14 assists: Tyler Ulis (14) vs. LSU, 3/5/16
15 assists: John Wall (16) vs. Hartford, 12/29/09
16 assists: John Wall (16) vs. Hartford, 12/29/09
5+ assists in four consecutive games: De'Aaron Fox (6) 11/15/16 - 12/3/16
8+ assists in two consecutive games: De'Aaron Fox (2) 11/25/16 - 12/3/16

BLOCKS

4 blocks: Derek Willis (4) vs. Georgia, 3/10/17
5 blocks: Skal Labissiere (6) vs. Stony Brook, 3/17/16
6 blocks: Skal Labissiere (6) vs. Stony Brook, 3/17/16
7 blocks: Karl-Anthony Towns (7) vs. Vanderbilt, 1/20/15
8 blocks: Willie Cauley-Stein (9) vs. Boise State, 12/10/13
9 blocks: Willie Cauley-Stein (9) vs. Boise State, 12/10/13
10 blocks: Nerlens Noel (12) at Ole Miss, 1/29/13
11 blocks: Nerlens Noel (12) at Ole Miss, 1/29/13
12 blocks: Nerlens Noel (12) at Ole Miss, 1/29/13

STEALS

4 steals: Malik Monk (5) vs. UCLA, 12/3/16
5 steals: Malik Monk (5) vs. UCLA, 12/3/16
6 steals: Tyler Ulis (6) vs. Ole Miss, 1/2/16
7 steals: Rajon Rondo (8) vs. Mississippi State, 2/19/05
8 steals: Rajon Rondo (8) vs. Mississippi State, 2/19/05

MINUTES

Played every minute: Isaiah Briscoe (45) vs. Georgia, 1/31/17
Played 40+ minutes: Malik Monk (44), Isaiah Briscoe (45) vs. Georgia, 1/31/17
Played more than 50 minutes: Patrick Patterson (50) vs. Vanderbilt, 1/12/08

FOULS

Fouled out: Derek Willis vs. Georgia, 3/10/17
Two players fouled out: Isaiah Briscoe and Alex Poythress at Florida, 3/1/16
Three players fouled out: Skal Labissiere, Marcus Lee, Alex Poythress, Derek Willis at Kansas, 1/30/16
Four players fouled out: Skal Labissiere, Marcus Lee, Alex Poythress, Derek Willis at Kansas, 1/30/16
Technical foul: John Calipari vs. Vanderbilt, 2/28/17

TEAM

STARTS

Started four freshmen: Bam Adebayo, De'Aaron Fox, Wenyen Gabriel, Malik Monk vs. Florida, 2/25/17
Started five freshmen: Aaron Harrison, Andrew Harrison, Dakari Johnson, Julius Randle, James Young vs. Connecticut, 4/7/14

SCORING

Scored 90 or more points: 92 vs. LSU, 2/7/17 (W, 92-85)
Scored 90 or more points (SEC game): 92 vs. LSU, 2/7/17 (W, 92-85)
Scored 100 or more points: 100 vs. Texas A&M, 1/3/17 (W, 100-58)
Scored 100 or more points (SEC game): 100 vs. Texas A&M, 1/3/17 (W, 100-58)
Scored 110 or more points: 115 vs. Arizona State, 11/28/16 (W, 115-69)
Scored 110 or more points (SEC game): 110 vs. Auburn, 2/21/15 (W, 110-75)
Scored 120 or more points: 120 vs. Vanderbilt, 2/7/96 (W, 120-81)
Scored 120 or more points (SEC game): 120 vs. Vanderbilt, 2/7/96 (W, 120-81)
Scored 130 or more points: 143 vs. Georgia, 2/27/56 (W, 143-66)
Scored 140 or more points: 143 vs. Georgia, 2/27/56 (W, 143-66)
Scored 150 or more points: Never
Scored less than 50 points: 48 vs. Vanderbilt, 3/15/13 (L, 64-48)
Scored 100 points in two consecutive games: vs. Cleveland State (11/23/16), vs. UT Martin (11/25/16), vs. Arizona State (11/28/16)
Scored 100 points in three consecutive games: vs. Cleveland State (11/23/16), vs. UT Martin (11/25/16), vs. Arizona State (11/28/16)
Scored 100 points in consecutive SEC games: 2/27/56-3/3/56

OPPONENT SCORING

Allowed 90 or more points: 100 vs. North Carolina, 12/17/16 (W, 103-100)
Allowed 90 or more points (SEC game): 90 by Georgia, 3/4/09 (L, 90-85)
Allowed 100 or more points: 100 vs. North Carolina, 12/17/16 (W, 103-100)
Allowed 100 or more points (SEC game): 101 by Arkansas, 2/10/93 (L, 101-94)
Allowed less than 50 points: 48 vs. Michigan State, 11/15/16 (W, 69-48)
Allowed less than 50 points (SEC game): 48 vs. Georgia, 2/9/16 (W, 82-48)

SHOOTING PERCENTAGES

Shot 70% from the field: .722 vs. Mississippi St., 2/15/86
Shot 65% from the field: .677 vs. LIU Brooklyn, 11/23/12
Shot 30% or less from the field: .281 at Texas A&M (1/10/15)
Allowed 50% shooting: .509 at Georgia, 2/18/17
Allowed 60% shooting: .640 by Florida, 3/4/07
Allowed 20% or less shooting: .197 by Montana State, 11/23/14 (12-61)
Allowed 30% or less shooting: .263 by Stony Brook, 3/17/16 (20-76)
Held opponent to zero 3-pointers: at Auburn, 1/19/13 (0-15)

FREE THROWS

Shot 90% or better from FT line: 90.0 (9-10) vs. Wisconsin (4/4/15)
Shot 100% from FT Line: 11-11 vs. Florida, 2/7/12

Shot 50% or less from FT line: .435 (10-23) at Vanderbilt, 2/27/16
Attempted 40 FT: vs. Arkansas (40), 1/7/17
Attempted five or less FT: vs. South Carolina (4) 1/21/06
Made 30 FT: 30 vs. Auburn, 3/14/15 (30-35)

3-POINTERS

Hit 10 3-pointers: 11 vs. Tennessee, 2/14/17 (11-25)
Hit 11 3-pointers: 11 vs. Tennessee, 2/14/17 (11-25)
Hit 12 3-pointers: 13 vs. Texas A&M, 1/3/17 (13-25)
Hit 13 3-pointers: 13 vs. Texas A&M, 1/3/17 (13-25)
Hit 14 3-pointers: 15 vs. Georgia, 3/1/12 (15-27)
Hit 15 3-pointers: 15 vs. Georgia, 3/1/12 (15-27)
Hit 16 3-pointers: 16 vs. UNC-Asheville, 12/23/96 (16-33)
Hit 17 3-pointers: 20 vs. LSU, 3/4/95 (20-35)
Hit 18 3-pointers: 20 vs. LSU, 3/4/95 (20-35)
Hit 19 3-pointers: 20 vs. LSU, 3/4/95 (20-35)
Hit 20 3-pointers: 20 vs. LSU, 3/4/95 (20-35)
Hit 21 3-pointers: 21 vs. North Carolina, 12/27/89 (21-48)
Hit 22 3-pointers: Never

SCORING MARGINS

Won game by 50 points or more: 58 vs. Montana State (W, 86-28) 11/23/14
Won game by 60 points or more: 62 vs. Vanderbilt (W, 106-44) 3/5/03
Won game by 70 points or more: 74 vs. Tennessee-Martin (W, 124-50) 11/26/94
Lost game by 30 points or more: 30 at Tennessee (L, 88-58) 2/16/13
Lost game by 40 points or more: 41 at Vanderbilt (L, 93-52) 2/12/08
Lost game by 50 points or more: 55 at Kansas (L, 150-95) 12/9/89
Lost game by 60 points or more: 70 vs. Central (L, 87-17) 1/28/1910
Lost game by 70 points or more: 70 vs. Central (L, 87-17) 1/28/1910
Game decided by one point: vs. Wisconsin, 4/5/14 (W, 74-73)
Game decided by two points: at Tennessee 1/24/17 (L, 82-80)
Game decided by three points: at Louisville, 12/21/16 (L, 73-70)
Two consecutive games decided by one point: vs. North Carolina (W, 73-72) 12/3/11 and at Indiana (L, 73-72) 12/10/11
Three consecutive games decided by one point: Never
Two consecutive games decided by two points: at Ole Miss (L, 71-69) 2/1/11 and Florida (L, 70-68) 2/5/11
Came back from 10-point deficit for win: W, 79-74 vs. Alabama (3/11/17); Trailed by 17 at 17-7 (13:29 in 1st)
Came back from 11-point deficit for win: W, 71-63 at Texas A&M (3/4/17); Trailed by 15 at 19-4 (12:09 in 1st)
Came back from 12-point deficit for win: W, 71-63 at Texas A&M (3/4/17); Trailed by 15 at 19-4 (12:09 in 1st)
Came back from 13-point deficit for win: W, 71-63 at Texas A&M (3/4/17); Trailed by 15 at 19-4 (12:09 in 1st)
Came back from 14-point deficit for win: W, 71-63 at Texas A&M (3/4/17); Trailed by 15 at 19-4 (12:09 in 1st)
Came back from 15-point deficit for win: W, 71-63 at Texas A&M (3/4/17); Trailed by 15 at 19-4 (12:09 in 1st)
Came back from 16-point deficit for win: W, 73-67 vs. Vanderbilt (2/28/17); Trailed by 19 at 25-6 (8:03 in 1st)

Came back from 17-point deficit for win: W, 73-67 vs. Vanderbilt (2/28/17); Trailed by 19 at 25-6 (8:03 in 1st)
Came back from 18-point deficit for win: W, 73-67 vs. Vanderbilt (2/28/17); Trailed by 19 at 25-6 (8:03 in 1st)
Came back from 19-point deficit for win: W, 73-67 vs. Vanderbilt (2/28/17); Trailed by 19 at 25-6 (8:03 in 1st)
Came back from 20-point deficit for win: W, 82-79 at Vanderbilt (2/22/97); Trailed by 22 at 40-18 (3:51 in 1st)
Came back from 30-point deficit for win: W, 99-95 at LSU (2/15/94); Trailed by 31 at 68-37 (15:34 in 2nd)
Came back from 31-point deficit for win: W, 99-95 at LSU (2/15/94); Trailed by 31 at 68-37 (15:34 in 2nd)

REBOUNDS

Pulled down 50 rebounds: 59 (20-39) vs. Arizona State, 11/28/16
Pulled down 55 rebounds: 59 (20-39) vs. Arizona State, 11/28/16
Pulled down 60 rebounds: 62 (19-43) vs. Morehead State, 12/16/96

OVERTIME GAMES

Played an overtime game: vs. Georgia, 1/31/17 (W, 90-81 OT)
Won an overtime game: vs. Georgia, 1/31/17 (W, 90-81 OT)
Played an SEC overtime game: vs. Georgia, 1/31/17 (W, 90-81 OT)
Won an SEC overtime game: vs. Georgia, 1/31/17 (W, 90-81 OT)
Lost an overtime game: at Texas A&M, 2/20/16 (L, 79-77 OT)
Lost an SEC overtime game: at Texas A&M, 2/20/16 (L, 79-77 OT)
Played an overtime game in SEC Tournament: vs. Texas A&M, 3/13/16 (W, 82-77 OT)
Won an overtime game in SEC Tournament: vs. Texas A&M, 3/13/16 (W, 82-77 OT)
Played two overtimes: at Texas A&M, 1/10/15 (W, 70-64 2ot)
Played three overtimes: vs. Temple 12/7/57 (W, 85-83)
Played four overtimes: Never played four overtime game
Played consecutive games that went to overtime: 1/6/15 vs. Ole Miss (W, 89-86) and 1/10/15 at Texas A&M (70-64)



The GREATEST tradition in the history of college basketball.

FAST FACTS

Year Opened:	1976
First Game:	Nov. 27, 1976
All-Time Record:	561-66 (.895)
Record Under Coach Cal:	134-6 (.957)
Capacity:	23,000
Record Crowd:	24,479 (Jan. 20, 2010)
Longest Winning Streak:	54 (11/9/10-12/1/12)
Current Winning Streak:	5

YEAR-BY-YEAR RECORDS

Season	W-L	Pct.	Start
2016-17	15-2	.882	5-0
2015-16	17-0	1.000	17-0
2014-15	19-0	1.000	19-0
2013-14	16-2	.889	14-0
2012-13	16-2	.889	3-0
2011-12	18-0	1.000	18-0
2010-11	15-0	1.000	15-0
2009-10	18-0	1.000	18-0
2008-09	12-6	.667	3-0
2007-08	14-4	.778	1-0
2006-07	14-2	.875	10-0
2005-06	10-5	.667	4-0
2004-05	14-1	.933	7-0
2003-04	11-2	.846	3-0
2002-03	12-1	.923	1-0
2001-02	12-3	.800	0-1
2000-01	11-1	.917	0-1
1999-2000	14-0	1.000	14-0
1998-99	12-1	.923	6-0
1997-98	9-3	.750	4-0
1996-97	12-1	.923	12-0
1995-96	13-0	1.000	13-0
1994-95	12-1	.923	2-0
1993-94	13-1	.929	11-0
1992-93	16-0	1.000	16-0
1991-92	15-2	.882	1-0
1990-91	13-0	1.000	13-0
1989-90	13-2	.867	5-0
1988-89	8-6	.571	0-1
1987-88	14-2	.875	8-0
1986-87	13-2	.867	5-0
1985-86	18-0	1.000	18-0
1984-85	11-3	.786	1-0
1983-84	16-0	1.000	16-0
1982-83	14-1	.933	8-0
1981-82	15-1	.938	15-0
1980-81	15-0	1.000	15-0
1979-80	12-3	.800	6-0
1978-79	11-4	.733	3-0
1977-78	16-0	1.000	16-0
1976-77	12-2	.857	4-0
Total	561-66	.895	

NEED-TO-KNOW NOTES

Cats Rock at Rupp

UK has won 217 of its last 246 home games, including a 54-game winning streak in the venerable arena to begin the John Calipari era and a recent 42-game winning streak. All-time, the Wildcats are 561-66 (.895) in Rupp Arena.

Among the most notable marks of dominance in the nation's toughest venue to play include:

- The Wildcats are 302-40 (.883) in regular-season SEC games in the building
- Kentucky set a new program home record of 19 wins in 2014-15
- The Wildcats have gone undefeated at home in five of John Calipari's seven seasons, including 2014-15 and 2015-16
- Overall, UK has posted a perfect mark in 13 of Rupp Arena's 40 seasons

Cal Owns Longest Win Streaks in Rupp

With UK's 2011-12 season-opening victory over Marist, UK head coach John Calipari recorded his 34th consecutive win in Rupp Arena as UK's head coach. It broke former UK head coach Rick Pitino's longest streak of 33 games in the venue.

The winning streak reached as long as 54 games. Calipari didn't suffer his first loss in Rupp Arena until losing to Baylor in his fourth season. The 54-game run, however, was his longest career winning streak. He also had the second-longest streak in the arena as the Cats won 42 straight from March 4, 2014 to Nov. 25, 2016.

Pack the House

Kentucky has led the nation in average home attendance in 18 of the last 21 seasons entering this year, including a Rupp Arena record of 24,110 in John Calipari's first season (2009-10) as head coach.

- Kentucky averaged 23,462 fans during the 2016-17 season
- UK has averaged 23,000 or more fans in seven of Calipari's eight seasons

The Top-Ranked Team at Home

Kentucky has lost just three times at home as the Associated Press top-ranked team in the history of the program and just twice in Rupp Arena. Prior to the loss to UCLA by three on Dec. 3, the other two losses came by just one point.

The Wildcats are 53-2 all-time as the AP No. 1 team in Rupp Arena since its opening in 1976. The first loss was to Auburn, 53-52, on Jan. 9, 1988.

Coach Cal in Rupp Arena

It's been downright difficult to beat the Wildcats at Rupp Arena during the John Calipari era. UK is 134-6 (.957) at Rupp Arena under Calipari.

- UK is 18-3 (.857) vs. ranked opponents in Rupp in the Calipari era
- The Wildcats are 116-3 (.975) vs. unranked teams in Rupp under Calipari
- UK is 68-3 (.958) at home vs. nonconference foes under Calipari
- Calipari notched his 100th career win at Rupp Arena as UK's coach with the Wildcats' 110-75 rout of Auburn on Feb. 21, 2014. It took Calipari just 104 games to reach the century mark at home, the fastest of any UK coach

Cal Passes Hall for Rupp Record

With a 101-70 victory over Cleveland State on Nov. 23, John Calipari passed former UK head coach Joe B. Hall for the wins in Rupp Arena history.

Calipari currently has 134 victories inside the historic venue. Hall won 122.

TOP 10 ATTENDANCES

No.	Att.	Opponent	Date	Result
1	24,479	Louisville	1/20/10	W, 71-62
2	24,468	North Carolina	12/5/09	W, 68-66
3	24,465	Florida	2/10/07	L, 64-61
4	24,459	Florida	2/4/03	W, 70-55
5	24,432	Louisville	12/17/05	W, 73-61
6	24,431	Florida	2/25/17	W, 76-66
7	24,428	Florida	3/7/15	W, 67-50
8	24,425	Florida	2/15/14	L, 69-59
9	24,418	Kansas	1/28/17	L, 79-73
10	24,416	Arkansas	2/28/15	W, 84-67

2016-17 ATTENDANCES

No.	Att.	Opponent	Date	Result
1	24,431	Florida	2/25/17	W, 76-66
2	24,418	Kansas	1/28/17	L, 79-73
3	24,391	Tennessee	2/14/17	W, 83-58
4	24,389	South Carolina	1/21/17	W, 85-69
5	24,372	Auburn	1/14/17	W, 92-72
6	24,322	Arkansas	1/7/17	W, 97-71
7	24,036	Vanderbilt	2/28/17	W, 73-67
8	23,976	UCLA	12/3/16	L, 97-92
9	23,814	Georgia	1/31/17	W, 90-81 (OT)
10	23,657	LSU	2/7/17	W, 92-85

UK VS. AP RANKED FOES

In John Calipari Era (2009-Present)

48-21

vs. No. 13 Florida	Feb. 25, 2017	W, 76-66
at No. 24 Florida	Feb. 4, 2017	L, 88-66
vs. No. 2 Kansas	Jan. 28, 2017	L, 79-73
vs. No. 24 S. Carolina	Jan. 21, 2017	W, 85-69
at No. 10 Louisville	Dec. 21, 2016	L, 73-70
vs. No. 7 North Carolina (Las Vegas)	Dec. 17, 2016	W, 103-100
vs. No. 11 UCLA	Dec. 3, 2016	L, 97-92
vs. No. 13 Michigan St. (New York)	Nov. 15, 2016	W, 69-48
vs. No. 14 Indiana	March 19, 2016	L, 73-67
vs. No. 17 Texas A&M (SECT)	March 13, 2016	W, 82-77
at No. 4 Kansas	Jan. 30, 2016	L, 90-84
vs. No. 16 Louisville	Dec. 27, 2015	W, 75-73
vs. No. 5 Duke (Chicago)	Nov. 17, 2015	W, 74-63
vs. No. 3 Wisconsin (NCAA)	April 4, 2015	L, 71-64
vs. No. 8 Notre Dame (NCAA)	March 28, 2015	W, 68-66
vs. No. 20 W. Virginia (NCAA)	March 26, 2015	W, 78-39
vs. No. 18 Arkansas (SECT)	March 15, 2015	W, 78-63
vs. No. 18 Arkansas	Feb. 28, 2015	W, 84-67
at No. 4 Louisville	Dec. 27, 2014	W, 58-50
vs. No. 21 North Carolina	Dec. 13, 2014	W, 84-70
vs. No. 6 Texas	Dec. 5, 2014	W, 63-51
vs. No. 5 Kansas (Indianapolis)	Nov. 18, 2014	W, 72-40
vs. No. 18 UConn (NCAA)	April 7, 2014	L, 60-54
vs. No. 12 Wisconsin (NCAA)	April 5, 2014	W, 74-73
vs. No. 7 Michigan (NCAA)	March 30, 2014	W, 75-72
vs. No. 5 Louisville (NCAA)	March 28, 2014	W, 74-69
vs. No. 2 Wichita St. (NCAA)	March 23, 2014	W, 78-76
vs. No. 1 Florida (SECT)	March 16, 2014	L, 61-60
at No. 1 Florida	March 8, 2014	L, 84-65
vs. No. 3 Florida	Feb. 15, 2014	L, 69-59
vs. No. 4 Louisville	Dec. 28, 2013	W, 73-66
at No. 18 North Carolina	Dec. 14, 2013	L, 82-77
vs. No. 20 Baylor (Dallas)	Dec. 6, 2013	L, 67-62
vs. No. 2 Michigan St. (Chicago)	Nov. 12, 2013	L, 78-74
vs. No. 11 Florida	March 9, 2013	W, 61-57
at No. 7 Florida	Feb. 12, 2013	L, 69-52
at No. 16 Ole Miss	Jan. 29, 2013	W, 87-74
at No. 4 Louisville	Dec. 29, 2012	L, 80-77
vs. No. 9 Duke (Atlanta)	Nov. 13, 2012	L, 75-68
vs. No. 6 Kansas (NCAA)	April 2, 2012	W, 67-59
vs. No. 17 Louisville (NCAA)	March 31, 2012	W, 69-61
vs. No. 9 Baylor (NCAA)	March 25, 2012	W, 82-70
vs. No. 16 Indiana (NCAA)	March 23, 2012	W, 87-71
vs. No. 22 Florida	March 10, 2012	W, 74-71
at No. 16 Florida	March 4, 2012	W, 74-59
vs. No. 8 Florida	Feb. 7, 2012	W, 78-58
vs. No. 4 Louisville	Dec. 31, 2011	W, 69-62
vs. No. 5 North Carolina	Dec. 3, 2011	W, 73-72
vs. No. 12 Kansas (New York)	Nov. 15, 2011	W, 75-65
vs. No. 9 UConn (NCAA)	April 2, 2011	L, 56-55
vs. No. 7 N. Carolina (NCAA)	March 27, 2011	W, 76-69
vs. No. 1 Ohio State (NCAA)	March 25, 2011	W, 62-60
vs. No. 22 W. Virginia (NCAA)	March 19, 2011	W, 71-63
vs. No. 12 Florida (SECT)	March 13, 2011	W, 70-54
vs. No. 21 Vanderbilt	March 1, 2011	W, 68-66
vs. No. 13 Florida	Feb. 26, 2011	W, 76-68
at No. 21 Vanderbilt	Feb. 12, 2011	L, 81-77
at No. 22 Louisville	Dec. 31, 2010	W, 78-63
vs. No. 23 N. Dame (Louisville)	Dec. 8, 2010	W, 72-58
vs. No. 13 Washington (Mau)	Nov. 23, 2010	W, 74-67
vs. No. 6 W. Virginia (NCAA)	March 27, 2010	L, 73-66
vs. No. 15 Tennessee (SECT)	March 13, 2010	W, 74-45
at No. 19 Tennessee	Feb. 27, 2010	L, 74-65
at No. 17 Vanderbilt	Feb. 20, 2010	W, 58-56
vs. No. 12 Tennessee	Feb. 13, 2010	W, 73-62
vs. No. 25 Ole Miss	Feb. 2, 2010	W, 85-75
vs. No. 21 Vanderbilt	Jan. 30, 2010	W, 85-72
vs. No. 14 UConn (New York)	Dec. 9, 2009	W, 64-61
vs. No. 10 North Carolina	Dec. 5, 2009	W, 68-66

Calipari's Record at UK vs:

vs. No. 1	1-2
vs. Top 3	2-6
vs. Top 5	9-8
vs. Top 10	18-13
vs. Top 15	29-15
vs. Top 20	37-19
vs. Top 25	48-21
Home	18-3
Away	5-9
Neutral	25-9
SEC Tourney	4-1
NCAA Tourney	13-5

Calipari Named Head Coach of USA Men's U19 World Cup Team

John Calipari was officially named the head coach of the 2017 USA Basketball Men's U19 World Cup Team on March 8 and will lead Team USA at the 2017 FIBA U19 World Championship in July in Cairo.

Calipari will oversee the direction of the team, starting with training camp, June 18-25, at the United States Olympic Training Center in Colorado Springs, Colorado. There, Calipari and his staff will select the 12-member USA U19 World Cup Team before heading to Egypt for the FIBA World Championship in Egypt, July 1-9.

Team USA will look for its third straight title at the FIBA World Championship after capturing gold at the 2013 and 2015 tournaments.

Colorado head coach Tad Boyle and Wake Forest head coach Danny Manning will serve as assistants. Calipari was an assistant at Kansas (1983-85) during parts of the careers of Boyle and Manning.

Calipari previously served with USA Basketball as the head coach of the 1995 U.S. Olympic Festival East Team, but he has recent international experience as the head coach of the Dominican Republic National Team in 2011 and 2012. His impact on the country was immediate and unprecedented.

In his first year with the team, Coach Cal led the Dominican Republic to a bronze-medal finish at the 2011 FIBA Americas Championship in Mar del Plata, Argentina, defeating archrival Puerto Rico and world power Brazil along the way. The Dominicans came within one win in the semifinal round of qualifying for the country's first-ever appearance in the Olympics. The third-place finish secured a spot at the 2012 FIBA World Olympic Qualifying Tournament as one of 12 teams vying for three open spots to the 2012 Olympic Games in London. There, again, the Dominicans came within one win of making history and qualifying for the Olympics.

Calipari also led the Dominican Republic to a gold medal at the 2012 Centrobasket. It was the first Centrobasket title in eight years for the Dominican Republic and just the third in the country's history.

As for Calipari's new team, the United States drew Group D for preliminary-round games at the FIBA World Championship and will open against Iran on July 1. Team USA will then play Angola on July 2 and will cap preliminary round action versus Italy on July 4 (game times are to be determined).

The United States earned its berth into the 2017 FIBA U19 World Cup by virtue of claiming gold at the 2016 FIBA Americas U18 Championship.

Five x Five x Five

Kentucky men's basketball coach John Calipari added another first to his Hall of Fame career in 2017.

When Kentucky clinched at least a share of the 2017 Southeastern Conference championship by beating Vanderbilt on Feb. 28, he made history as a head coach. Calipari is the first NCAA Division I coach to lead three different programs (UMass, Memphis, Kentucky) to five on-court regular-season league titles five different times.

He won the Atlantic 10 at the helm of UMass in 1992, 93, 94, 95 and 96. Memphis claimed the Conference USA crown in 2004, 06, 07, 08 and 09. Kentucky has captured the SEC five times in 2010, 12, 15, 16 and 17.

First-Ballot Hall of Famer

Kentucky men's basketball coach John Calipari joined basketball's fraternity of legends in September 2015 after being elected to the Naismith Memorial Basketball Hall of Fame on the first ballot.

Calipari joined an elite group of basketball players and coaches in the Naismith Hall of Fame, considered to be one of the ultimate honors in the sport.

The Class of 2015 included Calipari, Dick Bevetta, Wildcat Louie Dampier, Lindsay Gaze, Tom Heinsohn, John Isaacs, Spencer Haywood, Lisa Leslie, Dikembe Mutombo, George Raveling and Jojo White.

Calipari Wins 200th Career Game at UK in Record Time

With a thrilling 75-73 victory over rival Louisville on Dec. 26, 2015, John Calipari captured his 200th career win at Kentucky faster than any coach in UK history -- and nearly faster than anyone has ever done it at any other school.

Calipari reached the 200-win plateau in his 240th career game at Kentucky. Rick Pitino, previously the fastest to 200 wins at UK prior to Calipari, didn't capture his 200th Wildcat win until his 249th game. The legendary Adolph Rupp reached 200 during his 250th game. Not only did Calipari reach the 200-win mark in record pace at Kentucky, he also nearly set the all-time Division I mark. With the win over U of L, he became the second-fastest Division I men's basketball coach to reach 200 victories at a single school, behind only LIU-Brooklyn's Clair Bee, who achieved the feat in 231 games.

Calipari is one of just 11 head coaches in Division I men's basketball history with at least 200 victories at two different schools and just the fifth coach at Kentucky to reach the 200-win plateau.

He's currently the only coach in NCAA history with at least 189 victories at three different schools.

Here's a look at some of the more impressive numbers in Calipari's journey to 200 wins:

- UK beat Florida more than anyone else during the first 200 wins, defeating the Gators 11 times
- Likewise, Kentucky beat Louisville (eight times) more than any other nonconference opponent
- Calipari defeated 89 different Division I schools (25.4 percent) of current Division I schools) during the run
- A total of 176 wins came with UK ranked in the AP Top 25, and 66 of them were while UK was No. 1

UMass Raises Banner in Calipari's Honor

As part of a 20th anniversary celebration of the UMass men's basketball 1995-96 Final Four team, the UMass Department of Athletics honored John Calipari on Dec. 16, 2015, prior to its game against New Orleans by raising a banner into the rafters at the Mullins Center.

Calipari's banner joined the retired jerseys of five all-time Minutemen: George "Trigger" Burkey, Marcus Camby, Julius "Dr. J" Erving, Lou Roe and Al Skinner.

- Calipari began his head coaching career at UMass where he turned the Minutemen into a national powerhouse from 1988-96
- In addition to the 1995-96's team's 35-2 record and the Final Four appearance, Calipari led the Minutemen to the 1991-92 NCAA Sweet 16, the 1992-93 and 1993-94 NCAA second round, and the 1994-95 NCAA Elite Eight. UMass won five straight Atlantic 10 titles during that span as well

AHEAD OF THE BARON OF THE BLUEGRASS

- Legendary coach Adolph Rupp won 876 career games while he was the coach of UK. He also led Kentucky to five NCAA titles during his 41-year tenure.
- John Calipari is ahead of the pace with the legend as far as victories to begin his career at UK. Also, Calipari (.825) is ahead of Rupp (.822) in total UK career winning percentage.

Coach	Games	Record	Next Game (298th Game)
John Calipari	297	245-52	March 12 vs. Arkansas
Adolph Rupp	297	238-59	def. Ohio State 53-48 (Dec. 23, 1944)
Tubby Smith	297	233-64	def. Mississippi State 81-66 (Feb. 1, 2006)
Joe B. Hall	297	225-72	def. Auburn 89-66 (March 4, 1982)
Rick Pitino	270	220-50	End of UK coaching career at 270th game

Nearly Unanimous

John Calipari collected nearly every major national coach of the year award after guiding the historic 2014-15 Wildcats to a perfect regular season and eventually a fourth Final Four appearance in five seasons. Among the awards Calipari won in 2014-15:

- Associated Press National Coach of the Year
- Naismith National Coach of the Year
- NABC National Coach of the Year
- The Sporting News National Coach of the Year
- Adolph Rupp National Coach of the Year
- SEC Coach of the Year
- 2015 USBWA District IV Coach of the Year

600 On-Court Victories

With a win over No. 5 Kansas on Nov. 18, 2014, John Calipari claimed his 600th on-court victory as a Division I head coach. He became the 13th active Division I coach to achieve the feat.

Calipari at No. 1

John Calipari is one of just two coaches (Frank McGuire) to lead three programs to a No. 1 ranking. With UK's No. 1 ranking in 2016-17, Calipari has guided six of his last eight and seven of his last 10 teams to the No. 1 ranking (and the ninth time he's done it overall). When Coach Cal's teams have been at the top, they're been difficult to knock off:

- Calipari is 110-12 (.902) as the top-ranked Associated Press Top 25 coach in the country
- He's 69-7 (.908) when his team is at the top of the AP Top 25 as UK's head coach
- Calipari tallied a 32-4 mark at UMass when the Minutemen were No. 1 and he was 9-1 at Memphis when he had the Tigers at the pinnacle of the rankings
- Calipari (110) trails only Duke's Mike Krzyzewski (193) in active coaches with victories as the No. 1 head coach
- Calipari has coached 122 career games as a No. 1 team, the fourth most in NCAA history, trailing John Wooden (228), Krzyzewski (233) and Adolph Rupp (131)
- Among coaches who have owned a No. 1 ranking in at least 119 games, Calipari's winning percentage of .902 trails only Wooden (.952), and is ahead of active coaches Krzyzewski (.870) and Roy Williams (.849)

There's No Place Like Home

Since the 2000 season, John Calipari-coached teams have posted a 287-24 (.923) record at home. At UK, Coach Cal is 134-6 (.957) in Rupp Arena.

In five of Calipari's eight seasons at Kentucky, the Wildcats have posted an undefeated record at home, including a school-record 19-0 mark during the 2014-15 season.

Calipari owns both of UK's longest winning streaks in the arena. He began his career at UK with a 54-game winning streak at Rupp Arena. It was the longest winning streak since the arena opening in 1976. With a win over Georgia on Feb. 9, 2016, he secured the second-longest streak in the storied building at 34 games.

Coach	Streak (Yrs)
1. John Calipari	54 (2010-13)
2. John Calipari	42 (2014-17)
3. Rick Pitino	33 (1992-94)
4. Joe B. Hall	30 (1981-82)
5. Rick Pitino	27 (1995-97)

Life on the Road Isn't So Bad Either

As good as John Calipari's team's have been at home, they're nearly as good in hostile environments on the road. Dating back to the 2005-06 season, Calipari has recorded an 87-37 (.702) record on the road.

Calipari Unrivaled in Conference

John Calipari has won 15 league championships (including the 2010, 2012, 2015, 2016 and 2017 SEC championships) eight more than the next-closest coach in the SEC (Ben Howland has seven conference titles). With a 2016 SEC Tournament championship, Calipari now owns 13 conference tournament titles, eight more than his closest competitor (Howland).

He's tallied a 319-93 (.774) all-time record within conference play as a head coach and owns a 111-25 (.816) record since joining the SEC.

30 is the new 20

With a road win at Alabama on Feb. 11, John Calipari notched his 23rd consecutive season of 20 or more on-court wins as a collegiate head coach. He leads all active coaches with that streak, ahead of Mike Krzyzewski of Duke (21), Bill Self (19) and Jim Boeheim (17).

More impressive, Calipari has nine seasons with 30 or more on-court wins. Only Mike Krzyzewski (13) and Roy Williams (10) have more.

Calipari became the first coach in NCAA Division I history to record five straight on-court 30-win seasons, notching 30 straight in consecutive seasons from 2005-06 to 2009-10.

The Success Rate

John Calipari has graduated 100 percent of the players (14 of 14) who have been eligible to receive their diploma by the end of their senior years and exhausted their athletic eligibility. Of that group, Patrick Patterson, Jarrod Polson and Alex Poythress completed their degrees in three years.

In the NCAA's APR, which measures eligibility, retention and graduation, UK has posted a single-year Academic Progress Rate of 977 or higher in every season under Calipari, including a perfect 1,000 in the last three single-year reports. Kentucky's four-year composite score in the most recent report, which was released in June, was a 1,000, earning the team an NCAA academic award for the second year in a row for finishing in the top 10 percent of Division I men's basketball programs.

TRACKING UK HEAD COACHES

First 50 Games		First 100 Games		First 150 Games		First 200 Games		First 250 Games	
Calipari	45-5	Rupp	89-11	Rupp	125-25	Rupp	163-37	Calipari	206-44
Smith	45-5	Calipari	87-13	Calipari	124-26	Calipari	163-37	Pitino	203-47
Rupp	43-7	Smith	80-20	Smith	116-34	Pitino	157-43	Rupp	199-51
Hall	32-18	Pitino	73-27	Pitino	114-36	Smith	154-46	Smith	197-53
Pitino	31-19	Hall	67-33	Hall	110-40	Hall	148-52	Hall	189-61

CALIPARI AT NO. 1

Record as AP Top-Ranked Coach Since 2009-10

Coach	Schools	Records
1. John Calipari	Kentucky	69-7
2. Bill Self	Kansas	39-7
3. Mike Krzyzewski	Duke	28-5
4. Jay Wright	Villanova	15-3
5. Jim Boeheim	Syracuse	15-4
6. Tom Crean	Indiana	14-3
7. Thad Matta	Ohio State	13-2
8. Sean Miller	Arizona	12-1
9. Billy Donovan	Florida	11-1
10. Mark Few	Gonzaga	10-2

Record as AP Top-Ranked Coach Active

Coach	Schools	Records
1. Mike Krzyzewski	Duke	193-29
2. John Calipari	UK, Memphis, UMass	110-12
3. Roy Williams	UNC, Kansas	95-18
4. Bill Self	Kansas	41-8
5. Bruce Weber	Illinois	30-2
6. Jim Boeheim	Syracuse	24-5
7. Thad Matta	Ohio State	22-3
8. Bob Huggins	Cincinnati	20-4
9. Jay Wright	Villanova	15-3
10. Tom Crean	Indiana	14-3

through games on March 11, 2017

CALIPARI'S DRAFT PICKS

Player (School)	Round	Year (Overall)
Eric Bledsoe (UK)	First	2010 (18)
Devin Booker (UK)	First	2015 (13)
Antonio Burks (MEM)	Second	2004 (36)
Marcus Camby (UMASS)	First	1996 (2)
Rodney Carney (MEM)	First	2006 (16)
DeMarcus Cousins (UK)	First	2010 (5)
Willie Cauley-Stein (UK)	First	2015 (6)
Anthony Davis (UK)	First	2012 (1)
Joey Dorsey (MEM)	Second	2008 (33)
C. Douglas-Roberts (MEM)	Second	2008 (40)
Robert Dozier (MEM)	Second	2009 (60)
Tyreke Evans (MEM)	First	2009 (4)
Archie Goodwin (UK)	First	2013 (29)
Josh Harrellson (UK)	Second	2011 (45)
Andrew Harrison (UK)	Second	2015 (44)
Dakari Johnson (UK)	Second	2015 (48)
Terrence Jones (UK)	First	2012 (18)
Enes Kanter (UK)	First	2011 (3)
Michael Kidd-Gilchrist	First	2012 (2)
Brandon Knight (UK)	First	2011 (8)
Skal Labissiere (UK)	First	2016 (28)
Doron Lamb (UK)	Second	2012 (42)
DeAndre Liggins (UK)	Second	2011 (53)
Trey Lyles (UK)	First	2015 (12)
Darius Miller (UK)	Second	2012 (46)
Jamal Murray (UK)	First	2016 (7)
Nerlens Noel (UK)	First	2013 (6)
Daniel Orton (UK)	First	2010 (29)
Patrick Patterson (UK)	First	2010 (14)
Julius Randle (UK)	First	2014 (7)
Lou Roe (UMass)	Second	1995 (30)
Derrick Rose (MEM)	First	2008 (1)
Marquis Teague (UK)	First	2012 (29)
Karl-Anthony Towns (UK)	First	2015 (1)
Tyler Ulis (UK)	Second	2016 (34)
Dajuan Wagner (MEM)	First	2002 (6)
John Wall (UK)	First	2010 (1)
Shawne Williams (MEM)	First	2006 (17)
James Young (UK)	First	2014 (17)

Under Calipari, the team (scholarship competing players) has also posted a 3.0 grade-point average or better in seven of the last 12 semesters.

Dream Maker

As someone who prides himself on helping young men reach their dreams, Coach Cal has helped 39 players get selected in the NBA Draft during his college coaching career, including 28 over his first seven seasons at Kentucky, which is more than double any other coach.

- Four No. 1 overall selections (Derrick Rose, John Wall, Anthony Davis and Karl-Anthony Towns) during the nine drafts from 2008 to 2016. No other coach has more than two No. 1 picks
- In 2010, five of his UK players were selected in the first round for the first time in NBA history
- His six players in the 2012 and 2015 NBA drafts are the most in the two-round era
- Churned out 28 NBA Draft picks, 21 first-rounders, three No. 1 overall selections, six top-five picks and 14 lottery picks at Kentucky
- Of the 41 players who have finished their college careers at Kentucky under Calipari, 28 have been selected in the NBA Draft (68.3 percent)
- Of the 18 players at UK who have declared for the NBA Draft after their freshman seasons, all 18 have been first-round picks. He is 22 for 22 in that regard when including his players from Memphis
- Dating back to the 2008 draft, 33 players under Coach Cal have been taken in the NBA Draft, including 23 first-rounders
- Only coach to produce the top two picks in the same draft (2012 - Anthony Davis and Michael Kidd-Gilchrist)
- Produced a top-10 pick in nine straight drafts since 2008. No other school has had a first-rounder in each of the last nine drafts

Developing Talent

John Calipari hasn't just signed the best talent in the country while he's been at Kentucky; he's been the best at developing that talent and getting it ready for the next level.

Of the 24 top-25 players Kentucky has signed and have completed their college eligibility, 21 were drafted and 18 were selected in the first round. Those draft numbers don't include Isaiah Briscoe or any of the 2016 or 2017 classes, all of whom are still in school or will attend school.

But that's only half the story. Calipari's players don't just make it to the pros; they're better prepared than anyone else. The proof is in the numbers.

Over the course of his career, Calipari's more than 40 NBA pros have made approximately \$1.2 billion in NBA contracts alone, which doesn't include endorsement deals and overseas contracts. Of the players currently playing in the NBA, they've earned approximately \$1 billion in guaranteed contracts.

Double-Digit Win Streaks

Kentucky's 38-game winning streak in 2014-15 was historic, but it wasn't completely out of the norm for John Calipari. It was the 18th streak of Calipari's career where his teams have won 10 or more consecutive games during the season, the sixth where they have won 20 or more, the fifth where they have won 25 or more, the first where they have won 30 or more, and the first with 35 or more. Kentucky has a 10-game winning streak as of March 11, 2017. It's longest since the 38-game winning streak in 2014-15. Here's a list of all of them:

1. 38 Kentucky, 2014-15
2. 27 Memphis, 2008-09
3. 26 Memphis, 2007-08
- 26 UMass, 1995-96
5. 25 Memphis, 2006-07
6. 24 Kentucky, 2011-12
7. 19 Kentucky, 2009-10
8. 16 UMass, 1994-95
9. 15 Memphis, 2005-06
10. 14 UMass, 1991-92
11. 12 Memphis, 2007-08
- 12 Memphis, 2002-03
- 12 UMass, 1992-93
14. 11 Memphis, 2003-04
15. 10 Kentucky, 2016-17
- 10 Memphis, 2001-02
- 10 UMass, 1993-94
- 10 Kentucky, 2010-11

Calipari Knows Defense

John Calipari's 2014-15 Kentucky Wildcat team was heralded as one of the best defensive teams ever. However, defense has always been a staple of Calipari-coached teams. Dating back to complete NCAA records beginning in 2001-02, Calipari's teams have been among national leaders in several critical defensive categories.

Year	FG % Def.	Rebound Margin	Scoring Margin	Blocks
2001-02 (UM)	13th (39.5)	11th (+6.6)	15th (+11.2)	54th (4.4)
2002-03 (UM)	28th (40.6)	44th (+4.1)	32nd (+8.0)	26th (5.1)
2003-04 (UM)	34th (40.5)	58th (+3.4)	48th (+7.1)	20th (5.0)
2004-05 (UM)	4th (38.4)	75th (+2.9)	62nd (+5.9)	13th (5.4)
2005-06 (UM)	2nd (38.0)	9th (+6.7)	5th (+14.6)	8th (6.4)
2006-07 (UM)	12th (39.0)	28th (+5.3)	5th (+5.8)	12th (5.9)
2007-08 (UM)	12th (39.1)	16th (+6.2)	2nd (+18.0)	8th (6.1)
2008-09 (UM)	1st (37.1)	19th (+6.1)	2nd (+16.3)	7th (6.0)
2009-10 (UK)	3rd (37.8)	4th (+8.1)	6th (+14.3)	4th (7.2)
2010-11 (UK)	15th (39.4)	60th (+3.6)	13th (+11.4)	3rd (6.3)
2011-12 (UK)	1st (37.4)	12th (+6.8)	1st (+16.8)	1st (8.6)
2012-13 (UK)	30th (39.2)	48th (+4.3)	48th (+8.2)	3rd (6.6)
2013-14 (UK)	59th (41.1)	2nd (+9.4)	43rd (+8.2)	13th (5.9)
2014-15 (UK)	1st (35.4)	15th (+6.8)	1st (+20.1)	2nd (6.9)
2015-16 (UK)	24th (39.7)	39th (+5.2)	17th (+11.4)	6th (5.8)
2016-17 (UK)*	97th (42.4)	32nd (+5.2)	10th (+14.3)	12th (5.3)

*rankings through March 10, 2017

RECRUITING TRAIL

The Wildcats have signed more top-25 players over the past eight seasons than any other school under John Calipari's leadership. A quarter of all Rivals' top-10 prospects nationally over the past nine classes have signed with Coach Cal and the Cats.

PLAYER (YEAR)	ESPN	RIVALS	SCOUT	MCD	JB
Shai Gilgeous-Alexander ('17)	43	32	46		
Hamidou Diallo ('17)	11	10~	10		
Quade Green ('17)	21	23	24	Y	
Nick Richards ('17)	12	16	16	Y	
P.J. Washington ('17)	16	11	13	Y	
Bam Adebayo ('16)	5	7	11	Y	Y
Brad Calipari ('16)	NR	NR	NR		
De'Aaron Fox ('16)	6	6	6	Y	Y
Wenyen Gabriel ('16)	14	13	12		Y
Sacha Killeya-Jones ('16)	24	24	27	Y	
Malik Monk ('16)	9	9	13	Y	Y
Tai Wynyard ('16)	NR	NR	NR		
Isaiah Briscoe ('15)	13	9	15	Y	Y
Isaac Humphries ('15)	49*	35*	50		
Skal Labissiere ('15)	11	4	3		Y
Charles Matthews ('15)	47	57	62		Y
Jamal Murray ('15)	NA^	9	12		
Devin Booker ('14)	18	30	31	Y	Y
Trey Lyles ('14)	7	8	8	Y	Y
Karl-Anthony Towns ('14)	6	11	11	Y	Y
Tyler Ulis ('14)	33	33	29	Y	Y
Aaron Harrison ('13)	9	7	6	Y	Y
Andrew Harrison ('13)	5	5	5	Y	Y
Dominique Hawkins ('13)	NR	NR	NR		
Dakari Johnson ('13)	7	9	17	Y	Y
Marcus Lee ('13)	25	19	24	Y	Y
Julius Randle ('13)	3	2	2	Y	Y
James Young ('13)	8	11	11	Y	Y
Derek Willis ('13)	NR	115	NR		
Archie Goodwin ('12)	15	14	14	Y	Y
Willie Cauley-Stein ('12)	40	40	48		
Julius Mays ('12)	NA#	NA#	NA#		
Nerlens Noel ('12)	1	2	1		Y
Alex Poythress ('12)	13	8	7	Y	Y
Twany Beckham ('11)	NA#	NA#	NA#		
Anthony Davis ('11)	1	2	1	Y	Y
Ryan Harrow ('11)	NA#	NA#	NA#		
M. Kidd-Gilchrist ('11)	4	3	6	Y	Y
Marquis Teague ('11)	8	5	8	Y	Y
Kyle Wiltjer ('11)	19	22	24	Y	Y
Terrence Jones ('10)	9	13	8	Y	Y
Enes Kanter ('10)	25	3	3		
Brandon Knight ('10)	4	6	6	Y	Y
Doron Lamb ('10)	29	21	28	Y	Y
Jarrod Polson ('10)	NA@	NA@	NA@		
Stacey Poole, Jr. ('10)	51	33	67		
Eloy Vargas ('10)	NA	NA	NA		
Eric Bledsoe ('09)	NR	23	37		
DeMarcus Cousins ('09)	4	2	3	Y	Y
Darnell Dodson ('09)	NA#	NA#	NA#		
Jon Hood ('09)	92	40	46		
Daniel Orton ('09)	13	22	17		Y
John Wall ('09)	5	1	2		Y
Top-10 Players	18	21	17		
Top-15 Players	24	26	26		
Top-25 Players	33	35	32		
Top-50 Players	39	41	40		

McDonald's All-Americans 28
Jordan Brand Classic All-Americans 30

~ - final ranking in the 2017 class before early enrollment
 * - ranking according to the 2016 class
 ^ - reclassified after final rankings were released
 # - transfer
 @ - joined team as walk-on

HONORS UNDER COACH CALIPARI

5

**SEC REGULAR-SEASON
CHAMPIONSHIPS**
(2010, 2012, 2015, 2016, 2017)

2

National Players of the Year
John Wall (2010);
Anthony Davis (2012)

4

FINAL FOURS
(2011, 2012, 2014, 2015)

4

No. 1 Draft Picks
Derrick Rose (2008); John Wall
(2010); Anthony Davis (2012);
Karl-Anthony Towns (2015)

4

**SEC TOURNAMENT
CHAMPIONSHIPS**
(2010, 2011, 2015, 2016)

2

**National Freshman
Players of the Year**
John Wall (2010); Anthony Davis
(2012)

Collegiate Awards

All-America Honors

D. Cousins (2010)	AP (1), NABC (2), USBWA (2), SN (2)
John Wall (2010)	AP (1), NABC (2), USBWA (2), SN (2)
Anthony Davis (2012)	AP (1), NABC (2), USBWA (2), SN (2)
M. Kidd-Gilchrist (2012)	AP (3), USBWA (2), NABC (3), SN (2)
Julius Randle (2014)	NABC (3)
W. Cauley-Stein (2015)	NABC (1), USBWA (1), SN (1)
K. Towns (2015)	SN (3)
Tyler Ulis (2016)	AP (1), SN (1), USBWA (2), NABC (2)
Malik Monk (2017)	SN (2)

SEC Player of the Year

John Wall	2010 (Coaches/AP)
Anthony Davis	2012 (Coaches/AP)
Tyler Ulis	2016 (Coaches/AP)
Malik Monk	2017 (AP)

SEC Defensive Player of the Year

Anthony Davis	2012 (Coaches)
Nerlens Noel	2013 (Coaches)
Willie Cauley-Stein	2015 (Coaches)
Tyler Ulis	2016 (Coaches)

SEC Freshman(Coaches)/Newcomer(AP) of the Year

DeMarcus Cousins	2010 (Coaches)
John Wall	2010 (AP)
Terrence Jones	2011 (Coaches/AP)
Anthony Davis	2012 (Coaches/AP)
Nerlens Noel	2013 (Coaches/AP)
Julius Randle	2014 (Coaches/AP)
Karl-Anthony Towns	2015 (Coaches/AP)
Malik Monk	2017 (Coaches/AP)

SEC Sixth Man of the Year

Darius Miller	2012 (Coaches)
Kyle Wiltjer	2013 (Coaches)
Devin Booker	2015 (Coaches)

CoSIDA Academic All-America

Alex Poythress (2nd)	2016
----------------------	------

All-SEC

D. Cousins (2010)	1st (Coaches/AP)
P. Patterson (2010)	1st (Coaches)/2nd (AP)
John Wall (2010)	1st (Coaches/AP)
Terrence Jones (2011)	1st (Coaches/AP)
Brandon Knight (2011)	1st (Coaches)/2nd (AP)
Anthony Davis (2012)	1st (Coaches/AP)
M. Kidd-Gilchrist (2012)	1st (Coaches/AP)
Terrence Jones (2012)	2nd (Coaches/AP)
Doron Lamb (2012)	2nd (Coaches)
Nerlens Noel (2013)	1st (Coaches/AP)
Julius Randle (2014)	1st (Coaches/AP)
James Young (2014)	2nd (Coaches)
Devin Booker (2015)	2nd (Coaches)
W. Cauley-Stein (2015)	1st (Coaches/AP)
Aaron Harrison (2015)	2nd (Coaches/AP)
K. Towns (2015)	1st (Coaches/AP)
Tyler Ulis (2016)	1st (Coaches/AP)
Jamal Murray (2016)	1st (Coaches/AP)
Malik Monk (2017)	1st (Coaches/AP)
De'Aaron Fox (2017)	1st (Coaches/AP)
Bam Adebayo (2017)	2nd (Coaches/AP)

All-SEC Defensive Team

Patrick Patterson	2010
DeAndre Liggins	2011
Anthony Davis	2012
Michael Kidd-Gilchrist	2012
Nerlens Noel	2013
Willie Cauley-Stein	2013
Willie Cauley-Stein	2015
Tyler Ulis	2016

Coaches' All-SEC Freshman Team

Eric Bledsoe	2010
DeMarcus Cousins	2010
John Wall	2010
Brandon Knight	2011
Terrence Jones	2011
Doron Lamb	2011
Anthony Davis	2012
Michael Kidd-Gilchrist	2012
Willie Cauley-Stein	2013
Archie Goodwin	2013
Nerlens Noel	2013
Alex Poythress	2013
Julius Randle	2014
James Young	2014
Devin Booker	2015
Trey Lyles	2015
Karl-Anthony Towns	2015
Tyler Ulis	2015
Jamal Murray	2016
Malik Monk	2017
De'Aaron Fox	2017
Bam Adebayo	2017

NCAA Final Four Team

Anthony Davis (MVP)	2012
Michael Kidd-Gilchrist	2012
Doron Lamb	2012
Julius Randle	2014
James Young	2014

NCAA Regional Tournament

DeMarcus Cousins	2010
John Wall	2010
Josh Harrellson	2011
Brandon Knight (MVP)	2011
DeAndre Liggins	2011
M. Kidd-Gilchrist (MVP)	2012
Anthony Davis	2012
Doron Lamb	2012
Aaron Harrison	2014
Marcus Lee	2014
Julius Randle (MVP)	2014
Willie Cauley-Stein	2015
Andrew Harrison	2015
K. Towns (MVP)	2015

SEC All-Tournament Team

John Wall	2010
Eric Bledsoe	2010
DeMarcus Cousins	2010
Darius Miller	2011
Brandon Knight	2011
Josh Harrellson	2011
Anthony Davis	2012
Terrence Jones	2012
Aaron Harrison	2014
Julius Randle	2014
Willie Cauley-Stein	2015
Aaron Harrison	2015
Andrew Harrison	2015
Jamal Murray	2016
Tyler Ulis	2016

SEC Tournament MVP

John Wall	2010
Darius Miller	2011
Willie Cauley-Stein	2015
Tyler Ulis	2016

Former Cal Players in the NBA

NBA Player of the Year

Derrick Rose	2011
--------------	------

NBA Rookie of the Year

Karl-Anthony Towns	2016
Tyreke Evans	2010
Derrick Rose	2009

NBA Defensive Player of the Year

Marcus Camby	2007
--------------	------

NBA Cares Community Assist Award

John Wall	2016
-----------	------

All-NBA Team

DeMarcus Cousins (2nd)	2016
Anthony Davis (1st)	2015
DeMarcus Cousins (2nd)	2015
Derrick Rose (1st)	2012
Derrick Rose (1st)	2011

All-NBA Rookie Team

Karl-Anthony Towns (1st)	2016
Devin Booker (1st)	2016
Willie Cauley-Stein (2nd)	2016
Nerlens Noel (1st)	2015
Anthony Davis (1st)	2013
Michael Kidd-Gilchrist (2nd)	2013
Brandon Knight (1st)	2012
DeMarcus Cousins (1st)	2011
John Wall (1st)	2011
Eric Bledsoe (2nd)	2011
Tyreke Evans (1st)	2010
Derrick Rose (1st)	2010
Marcus Camby (1st)	1997

All-NBA Defensive Team

Anthony Davis (2nd)	2015
John Wall (2nd)	2015
Marcus Camby (1st)	2008
Marcus Camby (1st)	2007
Marcus Camby (2nd)	2006
Marcus Camby (2nd)	2005

NBA All-Star Team

DeMarcus Cousins	2017
Anthony Davis	2017
John Wall	2017
DeMarcus Cousins	2016
Anthony Davis	2016
John Wall	2016
DeMarcus Cousins	2015
Anthony Davis	2015
John Wall	2015
Anthony Davis	2014
John Wall	2014
Derrick Rose	2012
Derrick Rose	2011
Derrick Rose	2010

NBA All-Star Game MVP

Anthony Davis	2017
---------------	------

NBA Rising Stars Challenge MVP

Jamal Murray	2017
John Wall	2011
Tyreke Evans	2010





A "players-first" coach with a penchant for helping people reach their dreams, John Calipari, a Naismith Memorial Basketball Hall of Famer, has guided six teams to the Final Four, led one to a national championship and helped 39 players get selected in the NBA Draft during his 24-year college coaching career.

Calipari guided Kentucky to its eighth national championship and his first national title in 2012. In becoming only the second coach in NCAA history to lead three different schools to the Final Four, he has racked up more than 600 victories, 17 NCAA Tournament appearances, six Final Fours and numerous national coach of the year honors.

In 2015, Coach Cal led college basketball's first ever 38-0 team, and became one of just three coaches to make four Final Fours in a five-year span. At the end of the season, Calipari became the 96th coach to join the Naismith Memorial Basketball Hall of Fame.

While building a program out of obscurity at Massachusetts, laying the foundation at Memphis and restoring luster at the sport's greatest program at Kentucky, he has totaled the second-most wins in NCAA history in the first 20 years of a college coaching career.

Quite honestly, though, Calipari's on-court success overshadows a much more significant picture.

In his goal to lead a players-first program, he has helped 39 players realize their dreams and guide them to NBA Draft selections, including a record five first-round draft picks in 2010. Two years later, six Wildcats heard their names called at the 2012 draft, the most in the two-round draft era. UK, with Calipari's help, would tie those six picks again in 2015, including a record-tying four lottery selections. His four No. 1 overall picks are twice as many as any other coach, and he's had 28 players drafted during his seven years at Kentucky, including 21 first-round picks.

Calipari's players have entered the league NBA-ready. He's coached an MVP, three All-NBA players, three Rookie of the Year winners, and 10 players from Calipari's first six teams at Kentucky have made the NBA All-Rookie teams.

Much like he did at UMass, where his players graduated at nearly 80 percent, Calipari has stressed academics. Fifteen of his last 18 seniors at Memphis earned their bachelor's degrees, and all 14 players at UK who were eligible to graduate by the end of their senior years walked away with a diploma in hand, including three players who earned their degree in just three years. In seven of the last 12 semesters, Calipari's teams have posted a combined team grade-point average of 3.0 or better.

His foundation, The Calipari Foundation, has raised millions of dollars to help the lives of those in need in the Commonwealth and across the country. In 2010, he used a telethon to raise more than \$1 million for victims of the devastating earthquake in Haiti, and he organized another one in 2012 for victims of Superstorm Sandy. A year after helping raise \$350,000 for charity during the inaugural UK alumni weekend, Calipari was the driving force behind the more than \$1 million that was donated to local and national organizations during the second annual alumni weekend, and then \$1.5 million in 2015.

With Rupp Arena under construction in 2016, Calipari held a celebrity softball game during the annual UK alumni weekend. That game, with the fantasy experience, raised approximately \$1.5 million for charity with matching funds, including more than \$450,000 that went to Louisiana flood relief efforts.

Calipari was recently named head coach of the of hte 2017 USA Basketball Men's U19 World Cup Team and will lead Team USA at the 2017 FIBA U19 World Championship in July in Cairo.

Author of five books, including the New York Times Best Seller "Players First: Coaching from the Inside Out," Calipari is a master of communication and maximizing talent. He lives by the motto that "it's never a matter of how far you have fallen, but instead it's about how high you bounce back."



BIOGRAPHICAL INFORMATION

Date of Birth: Feb. 10, 1959 | **Wife:** Ellen
Children: Erin Sue, Megan Rae, Bradley Vincent

Education

Clarion State (1982)

Head Coaching Experience

University of Massachusetts (1989-96)

New Jersey Nets (NBA) (1997-99)

University of Memphis (2001-09)

University of Kentucky (2010-present)

COACHING AWARDS

- 2015 Naismith Memorial Basketball Hall of Fame Inductee
- 2015 AP National Coach of the Year
- 2015 Naismith National Coach of the Year
- 2015 NABC National Coach of the Year
- 2015 The Sporting News National Coach of the Year
- 2015 Adolph Rupp National Coach of the Year
- 2015 SEC Coach of the Year (AP/Coaches)
- 2015 USBWA District IV Coach of the Year
- 2012 Nell & John Wooden Coach of the Year Leadership Award
- 2012 Naismith National Coach of the Year Finalist
- 2012 SEC Coach of the Year (AP/Coaches)
- 2010 Adolph Rupp National Coach of the Year
- 2010 Naismith National Coach of the Year Finalist
- 2010 SEC Coach of the Year (AP)
- 2010 *Sporting News* SEC Coach of the Year
- 2010 Yahoo! Sports SEC Coach of the Year
- 2010 USBWA District IV Coach of the Year
- 2009 NABC National Co-Coach of the Year
- 2009 *Sports Illustrated* National Coach of the Year
- 2009 Phelan National Coach of the Year
- 2009 Iba National Coach of the Year Finalist
- 2009 C-USA Coach of the Year
- 2008 Naismith National Coach of the Year
- 2008 C-USA Coach of the Year
- 2008 Iba National Coach of the Year Finalist
- 2008 Phelan National Coach of the Year Finalist
- 2007 Phelan National Coach of the Year Finalist
- 2007 USBWA District IV Coach of the Year
- 2007 *Basketball Times* South Region Coach of the Year
- 2006 C-USA Coach of the Year
- 2004 NABC District 7 Coach of the Year
- 1996 Naismith National Coach of the Year
- 1996 NABC National Coach of the Year
- 1996 *The Sporting News* National Coach of the Year
- 1996 Atlantic 10 Coach of the Year
- 1995 Naismith National Coach of the Year Finalist
- 1994 Naismith National Coach of the Year Finalist
- 1994 Atlantic 10 Coach of the Year
- 1993 USBWA District I Coach of the Year
- 1993 Atlantic 10 Coach of the Year
- 1992 Eastern Basketball Coach of the Year

NCAA DIVISION I ACTIVE WINNINGEST COACHES

(On-Court By Percentage - Min. 10 yrs. at Division I level)

NO.	COACH/TEAM	YRS.	PCT.
1.	Mark Few/Gonzaga	17	.808
2.	Roy Williams/UNC	28	.789
3.	John Calipari/Kentucky	24	.780
4.	Mike Krzyzewski/Duke	41	.765
5.	Bill Self/Kansas	23	.759

*numbers going into the 2016-17 season

SINCE 2005-06 ...

Since the 2005-06 season, John Calipari's on-court record ranks him as the winningest coach. Totals through March 10, 2017.

	COACH	RECORD
1.	John Calipari	381-66
2.	Bill Self	366-71
3.	Mike Krzyzewski	348-83
4.	Roy Williams	340-100
5.	Mark Few	339-75

MISCELLANEOUS ON-COURT RECORDS

Overall On-Court Record:.....690-192 (.782)
 March/April Record:.....148-41 (.783)
 NCAA Record:.....48-16 (.750)
 Record in Conference Games:.....319-93 (.774)
 Record in Conference Tournament:.....52-12 (.813)

- Calipari owns the most single-season wins with 38, tying his own record (Memphis in '08 and UK in '12) in 2016 with 38 wins
- Calipari is one of two coaches (Roy Williams) in NCAA Division I history to have 400 or more wins in the first 16 years as a head coach. Calipari had 416 wins in his first 16 years
- Calipari is the winningest coach in NCAA Division I history for a five-year span with 173 victories (2008-12)
- Calipari is the first coach in NCAA Division I history to record five straight on-court 30-win seasons. Memphis hit the 30-win plateau from 2006-09
- Calipari is one of only two coaches (Rick Pitino) to lead three different schools to a Final Four
- Calipari is one of only three coaches (John Wooden, Mike Krzyzewski) to go to four Final Fours in five seasons
- Calipari started with a 54-0 record in Rupp Arena as head coach of the Wildcats
- Calipari has 28 players that have been chosen in the NBA Draft (21 first-round picks) over the last seven seasons
- Calipari has more wins (327) in a 10-year period (2006-15) than any other coach in college basketball history
- Calipari is the second-fastest Division I men's basketball coach to reach 200 victories at a single school, behind only LIU-Brooklyn's Claire Bee

CAL IN CONFERENCE

SEC COACHES	CONFERENCE CHAMPIONSHIPS	Tournament Championships	Conference Coach of the Year
Avery Johnson, Alabama	0	0	0
Mike Anderson, Arkansas	1	1	1
Bruce Pearl, Auburn	7	2	7
Michael White, Florida	3	0	2
Mark Fox, Georgia	4	0	3
John Calipari, Kentucky	15	13	9
Johnny Jones, LSU	1	2	0
Kim Anderson, Missouri	6	4	2
Andy Kennedy, Ole Miss	0	1	2
Ben Howland, Mississippi State	7	5	3
Frank Martin, South Carolina	0	0	1
Rick Barnes, Tennessee	3	1	5
Billy Kennedy, Texas A&M	5	2	4
Bryce Drew, Vanderbilt	4	2	3
TOTALS	56	33	42

CALIPARI VS. ALL OPPONENTS

Alabama..... 13-3	Furman..... 1-0	Mississippi Valley St..... 1-0	S. Louisiana..... 3-0
Albany..... 1-0	George Mason..... 1-0	Missouri..... 7-2	Southern Cal..... 2-0
Arizona..... 1-1	George Washington..... 8-9	Montana State..... 1-0	Southern Miss..... 15-4
Arizona State..... 2-1	Georgetown..... 2-1	Morehead State..... 2-0	Southwest Texas St..... 1-0
Arkansas..... 9-6	Georgia..... 14-2	Murray State..... 1-0	St. Bonaventure..... 17-1
Arkansas-Little Rock..... 3-0	Georgia Tech..... 1-1	Nevada..... 1-0	St. John's..... 1-0
Arkansas-Pine Bluff..... 1-0	Gonzaga..... 4-0	New Hampshire..... 5-0	St. Joseph's..... 15-5
Arkansas State..... 4-0	Grand Canyon..... 1-0	New Mexico..... 1-0	St. Mary's..... 1-0
Auburn..... 9-1	Hampton..... 1-0	New Orleans..... 1-0	St. Peter's..... 1-0
Austin Peay..... 6-1	Hartford..... 2-0	NJIT..... 1-0	Stanford..... 3-2
Baylor..... 1-2	Harvard..... 1-0	North Carolina..... 6-2	Stephen F. Austin..... 1-0
Belmont..... 2-0	Hofstra..... 1-0	North Carolina State..... 1-0	Stony Brook..... 1-0
Boise State..... 1-0	Holy Cross..... 4-1	North Texas..... 1-0	Syracuse..... 3-2
Boston..... 7-1	Houston..... 16-3	Northeastern..... 3-1	TCU..... 7-1
Boston College..... 2-0	Howard..... 1-0	Northern Kentucky..... 1-0	Temple..... 13-11
Bradley..... 1-0	Illinois..... 1-1	Northwestern State..... 1-0	Tennessee..... 14-7
Bucknell..... 1-0	Illinois State..... 1-0	Notre Dame..... 2-1	Tennessee Tech..... 1-0
Buffalo..... 2-0	Indiana..... 3-2	Oakland..... 1-0	Texas..... 2-2
BYU..... 1-0	Iowa..... 0-1	Ohio State..... 1-2	Texas A&M..... 7-2
Cal State Northridge..... 1-0	Iowa State..... 2-0	Oklahoma..... 5-1	Towson State..... 1-0
Canisius..... 1-0	Jackson State..... 2-0	Oklahoma State..... 0-2	Tulane..... 16-0
Central Conn. St..... 2-0	Kansas..... 3-5	Old Dominion..... 2-0	Tulsa..... 11-1
Charlotte..... 2-3	Kansas State..... 2-0	Ole Miss..... 13-4	UAB..... 14-3
Chattanooga..... 2-0	Keene State..... 1-0	Oral Roberts..... 1-0	UCF..... 5-0
Christian Brothers..... 2-0	Kentucky..... 2-4	Oregon State..... 1-0	UCLA..... 3-3
Cincinnati..... 6-7	La Salle..... 3-0	Pennsylvania..... 3-0	UNC Asheville..... 2-0
Cleveland State..... 4-0	Lafayette (Pa.)..... 1-0	Penn State..... 4-4	UNC Greensboro..... 1-0
Coastal Carolina..... 1-0	Lamar..... 4-0	Pepperdine..... 1-0	UNC Wilmington..... 1-0
Colorado..... 1-1	LIU-Brooklyn..... 1-0	Pittsburgh..... 2-1	USF..... 10-1
Colorado State..... 0-1	Lipscomb..... 1-0	Portland..... 3-0	Utah..... 1-1
Columbia..... 1-0	Long Beach State..... 1-0	Princeton..... 2-0	UTEP..... 5-0
Connecticut..... 2-5	Louisiana Tech..... 1-1	Providence..... 3-1	UT Arlington..... 3-0
Coppin State..... 1-0	Louisville..... 14-7	Purdue..... 2-1	UT Martin..... 5-0
Cornell..... 1-0	Loyola..... 1-0	Radford..... 1-0	Valparaiso..... 1-0
Dartmouth..... 1-0	Lowell..... 2-1	Rhode Island..... 16-2	Vanderbilt..... 13-4
Dayton..... 1-0	LSU..... 10-2	Rice..... 4-0	Vermont..... 2-0
DePaul..... 4-2	Manhattan..... 2-0	Richmond..... 1-0	Villanova..... 2-0
Detroit..... 1-0	Marist..... 2-0	Rider..... 1-0	Virginia..... 0-1
Drexel..... 2-0	Marquette..... 3-1	Robert Morris..... 1-1	Virginia Tech..... 2-0
Duke..... 1-2	Marshall..... 6-0	Rutgers..... 11-4	Wake Forest..... 2-1
Duquesne..... 12-4	Maryland..... 5-3	Saint Louis..... 4-3	Washington..... 1-0
East Carolina..... 7-0	Massachusetts..... 1-0	Sam Houston State..... 1-0	West Virginia..... 12-7
East Tennessee State..... 3-0	Memphis..... 1-0	Samford..... 3-0	Western Kentucky..... 2-0
Eastern Kentucky..... 3-0	Miami (Fla.)..... 0-1	Santa Clara..... 1-0	Wichita State..... 1-0
Eastern Michigan..... 2-0	Miami (Ohio)..... 2-0	Savannah State..... 1-0	Winthrop..... 2-0
Fairfield..... 1-0	Michigan..... 1-0	Seton Hall..... 1-0	Wisconsin..... 1-1
Florida..... 15-6	Michigan State..... 2-1	Siena..... 4-0	Wofford..... 1-0
Florida State..... 1-1	Middle Tennessee..... 3-0	SMU..... 7-0	Wright State..... 1-0
Florida Tech..... 0-1	Milwaukee..... 1-0	South Carolina..... 13-2	Xavier..... 2-2
Fordham..... 5-0	Mississippi State..... 11-0	South Connecticut..... 1-0	Yale..... 1-0



CALIPARI ERA SINGLE-GAME RECORDS

MOST POINTS

Pts.	Player vs. Opponent	Date
47	Malik Monk vs. North Carolina	12-17-16
37	Malik Monk vs. GEORGIA	1-31-17
35	Jamal Murray vs. FLORIDA	2-6-16
35	Terrence Jones vs. AUBURN	1-11-11
34	Malik Monk at Ole Miss	12-29-16
33	Malik Monk vs. FLORIDA	2-25-17
33	Jamal Murray at Vanderbilt	2-27-16
33	Jamal Murray vs. Ohio State	12-19-15
32	Doron Lamb vs. WINTHROP	12-22-10
30	Tyler Ulis vs. Texas A&M	3-13-16
30	Brandon Knight vs. West Va.	3-19-11
29	Julius Randle vs. BELMONT	12-21-13
29	Terrence Jones vs. Oklahoma	11-22-10
29	Eric Bledsoe vs. E. Tennessee St.	3-18-10
28	De'Aaron Fox vs. Alabama	3-11-17
28	Aaron Harrison vs. R. MORRIS	11-17-13
28	Archie Goodwin vs. MOREHEAD ST.	11-21-12
28	Anthony Davis vs. VANDERBILT	2-25-12

Active: 47, Malik Monk vs. North Carolina, 12-17-16

SEC: 37, Malik Monk vs. GEORGIA, 1-31-17

Postseason: 30, Tyler Ulis vs. Texas A&M, 3-13-16

SEC Tourney: 30, Tyler Ulis vs. Texas A&M, 3-13-16

NCAA Tourney: 30, Brandon Knight vs. West Va., 3-19-11

Rupp Arena: 37, Malik Monk vs. GEORGIA, 1-31-17

On the Road: 34, Malik Monk at Ole Miss, 12-29-16

Neutral: 47, Malik Monk vs. North Carolina, 12-17-16

SEC Road: 34, Malik Monk at Ole Miss, 12-29-16

Ranked Opp.: 47, Malik Monk vs. North Carolina, 12-17-16

Freshman: 47, Malik Monk vs. North Carolina, 12-17-16

Sophomore: 30, Tyler Ulis vs. Texas A&M, 3-13-16

Junior: 25, Derek Willis vs. TENNESSEE, 2-18-16

Senior: 25, Alex Poythress at Alabama, 1-19-16

Opener: 25, Terrence Jones vs. E. TENN. ST., 11-12-10

SEC Opener: 34, Malik Monk at Ole Miss, 12-29-16

***In some cases, the most recent occurrence is listed*

MOST POINTS IN AN SEC GAME

Pts.	Player vs. Opponent	Date
37	Malik Monk vs. GEORGIA	1-31-17
35	Jamal Murray vs. FLORIDA	2-6-16
35	Terrence Jones vs. AUBURN	1-11-11
34	Malik Monk at Ole Miss	12-29-16
33	Malik Monk vs. FLORIDA	2-25-17
33	Jamal Murray at Vanderbilt	2-27-16
28	Jamal Murray vs. TENNESSEE	2-18-16
28	Anthony Davis vs. VANDERBILT	2-25-12
27	Malik Monk vs. VANDERBILT	2-28-17
27	Malik Monk vs. SOUTH CAROLINA	1-21-17
27	De'Aaron Fox vs. ARKANSAS	1-7-17
27	Tyler Ulis at South Carolina	2-13-16
27	Terrence Jones at LSU	1-28-12
27	Anthony Davis vs. ARKANSAS	1-17-12
27	DeMarcus Cousins at S. Carolina	1-26-10
26	Malik Monk vs. TEXAS A&M	1-3-17
26	Jamal Murray at South Carolina	2-13-16
26	Aaron Harrison vs. OLE MISS	1-6-15
26	Andrew Harrison vs. TENNESSEE	1-18-14
26	James Young vs. MISSISSIPPI ST.	1-8-14
26	Kyle Wiltjer at Ole Miss	1-29-13
26	Brandon Knight at Arkansas	2-23-11

MOST POINTS IN A HALF

Pts.	Player vs. Opponent	Date
30	Malik Monk vs. FLORIDA	2-25-17
27	Malik Monk vs. North Carolina	12-17-16
27	Jamal Murray vs. Ohio State	12-19-15
24	Malik Monk at Ole Miss	12-29-16
23	Malik Monk vs. GEORGIA	1-31-17
23	Julius Randle vs. Michigan St.	11-12-13
22	Terrence Jones vs. AUBURN	1-11-11
22	Eric Bledsoe vs. MOREHEAD ST.	11-13-09
21	Jamal Murray at Vanderbilt	2-27-16

1 - First Half; 2 - Second Half

MOST POINTS OFF THE BENCH

Pts.	Player vs. Opponent	Date
35	Terrence Jones vs. AUBURN	1-11-11
32	Doron Lamb vs. WINTHROP	12-22-10
27	Malik Monk vs. VANDERBILT	2-28-17
26	Kyle Wiltjer at Ole Miss	1-29-13
24	Kyle Wiltjer vs. LOYOLA	12-22-11
24	Doron Lamb at North Carolina	12-4-10
23	Kyle Wiltjer vs. LIPSCOMB	12-15-12
20	Doron Lamb at Ole Miss	2-1-11
20	Doron Lamb vs. E. TENN. ST.	11-12-10

MOST 3-POINTERS MADE

3's	Player vs. Opponent	Date
8	Malik Monk vs. North Carolina	12-17-16
8	Jamal Murray vs. FLORIDA	2-6-16
8	Eric Bledsoe vs. E. Tenn. St.	3-18-10
7	Malik Monk vs. GEORGIA	1-31-17
7	Malik Monk vs. Michigan St.	11-15-16
7	Derek Willis vs. TENNESSEE	2-18-16
7	Jamal Murray vs. Ohio State	12-19-15
7	Kyle Wiltjer vs. LIPSCOMB	12-15-12
7	Kyle Wiltjer vs. LAFAYETTE	11-16-12
7	Doron Lamb vs. WINTHROP	12-22-10

MOST FREE THROWS

Fts	Player vs. Opponent	Date
14	Tyler Ulis at Arkansas	1-21-16
13	Julius Randle at Ole Miss	2-18-14
13	Julius Randle vs. BELMONT	12-21-13
12	Tyler Ulis at Tennessee	2-2-16
12	Dakari Johnson vs. UT ARL.	11-25-14
12	Archie Goodwin at Ole Miss	1-29-13
12	Archie Goodwin vs. MOREHEAD ST.	11-21-12
12	Anthony Davis vs. LOUISVILLE	12-31-11

MOST REBOUNDS

Rebs	Player vs. Opponent	Date
19	M. Kidd-Gilchrist vs. LOUISVILLE	12-31-11
18	Anthony Davis vs. CHATT.	12-17-11
18	D. Cousins vs. LOUISVILLE	1-2-10
18	Patrick Patterson vs. RIDER	11-21-09
18	D. Cousins vs. SAM HOUSTON ST.	11-19-09
17	Terrence Jones vs. Notre Dame	12-8-10
17	Terrence Jones at Washington	12-23-10
16	Wenwen Gabriel vs. AUBURN	1-14-17
16	Julius Randle vs. LSU	3-14-14
16	Julius Randle vs. UNC ASHEVILLE	11-8-13
16	Nerlens Noel vs. BAYLOR	12-1-12
16	Anthony Davis vs. Kansas	4-2-12
16	Anthony Davis vs. LITTLE ROCK	1-3-12
15	Bam Adebayo vs. FLORIDA	2-25-17
15	Bam Adebayo at Missouri	2-21-17
15	Julius Randle vs. Kansas State	3-21-14
15	Julius Randle at South Carolina	3-1-14
15	Julius Randle vs. LSU	2-22-14
15	Julius Randle vs. CLEV. ST.	11-25-13
15	Julius Randle vs. R. MORRIS	11-17-13
15	Anthony Davis vs. ST. JOHN'S	12-1-11
15	Terrence Jones vs. UConn	4-2-11
15	DeMarcus Cousins vs. Tennessee	3-13-10

Active: 16, Wenwen Gabriel vs. AUBURN, 1-14-17

SEC: 16, Wenwen Gabriel vs. AUBURN, 1-14-17

Postseason: 16, Julius Randle vs. LSU, 3-14-14

SEC Tourney: 16, Julius Randle vs. LSU, 3-14-14

NCAA Tourney: 16, Anthony Davis vs. Kansas, 4-2-12

Rupp Arena: 19, M. Kidd-Gilchrist vs. LOUISVILLE, 12-31-11

On the Road: 17, Terrence Jones at Wash., 11-23-10

SEC Road: 15, Bam Adebayo at Missouri, 2-21-17

Ranked Opp.: 19, M. Kidd-Gilchrist vs. LOUISVILLE, 12-31-11

Freshman: 19, M. Kidd-Gilchrist vs. LOUISVILLE, 12-31-11

Sophomore: 14, Isaiah Briscoe at Tennessee, 1-24-17

Junior: 18, Patrick Patterson vs. RIDER, 11-21-09

Senior: 14, Josh Harrellson at Arkansas, 2-23-11

Opener: 16, Julius Randle vs. UNC ASHEVILLE, 11-8-13

SEC Opener: 12, W. Cauley-Stein vs. OLE MISS, 1-6-15

***In some cases, the most recent occurrence is listed*

MOST OFFENSIVE REBOUNDS

Rebs	Player vs. Opponent	Date
9	W. Cauley-Stein vs. ARKANSAS	2-27-14
9	DeMarcus Cousins vs. OLE MISS	2-2-10
9	Patrick Patterson vs. RIDER	11-21-09
8	Bam Adebayo vs. UT MARTIN	11-25-16
8	D. Johnson vs. GRAND CANYON	11-14-14
8	D. Cousins vs. VANDERBILT	1-30-10
8	Patrick Patterson at Indiana	12-12-09
8	D. Cousins vs. S. HOUSTON ST.	11-19-09

MOST DEFENSIVE REBOUNDS

Rebs	Player vs. Opponent	Date
15	Terrence Jones vs. Notre Dame	12-8-10
14	DeMarcus Cousins vs. LOUISVILLE	1-2-10
13	Anthony Davis vs. LSU	3-9-12
13	M. Kidd-Gilchrist vs. LOUISVILLE	12-31-11
13	Anthony Davis vs. CHATT.	12-17-11
12	Terrence Jones vs. Washington	11-23-10
12	Karl-Anthony Towns vs. GEORGIA	2-3-15
12	Julius Randle vs. Kansas State	3-21-14
12	Anthony Davis vs. Kansas	4-2-12
12	Anthony Davis vs. Louisville	3-31-12
12	A. Davis vs. ARK-LITTLE ROCK	1-3-12

MOST ASSISTS

Assts.	Player vs. Opponent	Date
16	John Wall vs. HARTFORD	12-29-09
14	Tyler Ulis vs. LSU	3-5-16
14	John Wall vs. UNC Asheville	11-30-09
12	De'Aaron Fox vs. SFA	11-11-16
12	Tyler Ulis at South Carolina	2-13-16
11	Isaiah Briscoe at Ole Miss	12-29-16
11	De'Aaron Fox vs. CLEVELAND ST.	11-23-16
11	Tyler Ulis at Florida	3-1-16
11	Tyler Ulis at Texas A&M	2-20-16
11	Tyler Ulis vs. FLORIDA	3-6-16
11	John Wall vs. E. Tenn. State	2-18-10
11	John Wall vs. RIDER	11-21-09

Active: 12, De'Aaron Fox vs. SFA, 11-11-16

SEC: 14, Tyler Ulis vs. LSU, 3-5-16

Postseason: 11, J. Wall vs. E. Tennessee State, 3-18-10

SEC Tourney: 9, Andrew Harrison vs. Georgia, 3-15-14

NCAA Tourney: 11, J. Wall vs. E. Tennessee St., 3-18-10

Rupp Arena: 16, John Wall vs. HARTFORD, 12-29-09

On the Road: 12, Tyler Ulis at South Carolina, 2-13-16

SEC Road: 12, Tyler Ulis at South Carolina, 2-13-16

Ranked Opp.: 12, Tyler Ulis at South Carolina, 2-13-16

Freshman: 16, John Wall vs. HARTFORD, 12-29-09

Sophomore: 14, Tyler Ulis vs. LSU, 3-5-16

Junior: 9, DeAndre Liggins vs. WINTHROP, 12-22-10

Senior: 10, Julius Mays vs. LAFAYETTE, 11-16-12

Opener: 12, De'Aaron Fox vs. SFA, 11-11-16

SEC Opener: 11, Isaiah Briscoe at Ole Miss, 12-29-16

***In some cases, the most recent occurrence is listed*

MOST POINTS-REBOUNDS-ASSISTS

P-R-A	Player vs. Opponent	Date
49 (47-0-2)	Malik Monk vs. UNC	12-17-16
47 (27-17-3)	T. Jones vs. Notre Dame	12-8-10
45 (29-13-3)	T. Jones vs. Oklahoma	11-22-10
45 (27-18-0)	D. Cousins vs. S. HOUSTON	11-19-09
44 (24-19-1)	M. Kidd-Gilchrist vs. LOUISVILLE	12-31-11
43 (33-9-2)	Jamal Murray at Vanderbilt	2-27-16
43 (35-0-8)	Terrence Jones vs. AUBURN	1-11-11
42 (33-4-5)	Malik Monk vs. FLORIDA	2-25-17
42 (23-11-8)	Isaiah Briscoe vs. GEORGIA	1-31-17
42 (35-6-1)	Jamal Murray vs. FLORIDA	2-6-16
41 (37-3-1)	Malik Monk vs. GEORGIA	1-31-17
41 (34-6-1)	Malik Monk at Ole Miss	12-29-16
41 (26-10-5)	J. Young vs. MISSISSIPPI STATE	1-8-14
41 (27-13-1)	J. Randle vs. Michigan State	11-12-13
41 (27-14-0)	A. Davis vs. ARKANSAS	1-17-12
40 (19-11-10)	Isaiah Briscoe at Ole Miss	12-29-16
40 (23-16-1)	J. Randle vs. UNC ASHEVILLE	11-8-13
40 (22-9-9)	A. Goodwin vs. LIU-BROOK	11-23-12

MOST MINUTES WITHOUT A TURNOVER

Mins.	Player vs. Opponent	Date
44	Darius Miller at Arkansas	2-23-11
41	Aaron Harrison vs. LSU	2-22-14
40	Tyler Ulis vs. Duke	11-17-15
40	Aaron Harrison vs. OLE MISS	1-6-15
40	Alex Poythress vs. MISSOURI	2-23-13
39	Nerlens Noel vs. TEXAS A&M	1-12-13
39	Ryan Harrow at Louisville	12-29-12
39	Anthony Davis vs. ALABAMA	1-21-12
39	M. Kidd-Gilchrist vs. LOUISVILLE	12-31-11
38	Aaron Harrison at LSU	1-28-14
38	P. Patterson vs. Mississippi State	3-14-10

MOST BLOCKED SHOTS

Blks.	Player vs. Opponent	Date
12	Nerlens Noel at Ole Miss	1-29-13
9	W. Cauley-Stein vs. BOISE STATE	12-10-13
9	Willie Cauley-Stein vs. Providence	12-1-13
8	Nerlens Noel at Alabama	1-22-13
8	Anthony Davis at South Carolina	2-4-12
8	Anthony Davis vs. ST. JOHN'S	12-1-11
7	K. Towns vs. VANDERBILT	1-20-15
7	W. Cauley-Stein vs. E. MICHIGAN	11-27-13
7	Willie Cauley-Stein vs. MISSOURI	2-23-13
7	Nerlens Noel at Auburn	1-19-13
7	Nerlens Noel vs. TEXAS A&M	1-12-13
7	Nerlens Noel vs. LIPSCOMB	12-15-12
7	Nerlens Noel vs. PORTLAND	12-8-12
7	A. Davis vs. Western Kentucky	3-15-12
7	Anthony Davis at Vanderbilt	2-11-12
7	Anthony Davis vs. TENNESSEE	1-31-12
7	Anthony Davis vs. ARKANSAS	1-17-12
7	A. Davis vs. SOUTH CAROLINA	1-7-12
7	Anthony Davis vs. Kansas	11-15-11

Active: 4, Derek Willis vs. Georgia, 3-10-17

SEC: 12, Nerlens Noel at Ole Miss, 1-29-13

Postseason: 7, A. Davis vs. Western Kentucky, 3-15-12

SEC Tourney: 6, Anthony Davis vs. LSU, 3-11-12

NCAA Tourney: 7, A. Davis vs. Western Kent., 3-15-12

Rupp Arena: 9, W. Cauley-Stein vs. BOISE ST., 12-10-13

On the Road: 12, Nerlens Noel at Ole Miss, 1-29-13

SEC Road: 12, Nerlens Noel at Ole Miss, 1-29-13

Ranked Opp.: 12, Nerlens Noel at Ole Miss, 1-29-13

Freshman: 12, Nerlens Noel at Ole Miss, 1-29-13

Sophomore: 9, W. Cauley-Stein vs. BOISE ST., 12-10-13

Junior: 4, Willie Cauley-Stein vs. ARKANSAS, 2-28-15

Senior: 6, Josh Harrellson vs. PENN., 1-3-11

CALIPARI ERA TEAM SINGLE-GAME RECORDS

MOST POINTS

Pts.(Score)	Opp.	Date
115 (115-69)	vs. Arizona State	11-28-16
111 (111-76)	UT MARTIN	11-25-16
110 (110-75)	AUBURN	2-21-15
108 (108-58)	MARIST	11-11-11
105 (105-76)	UT ARLINGTON	11-19-13
104 (104-75)	LIU BROOKLYN	11-23-12
104 (104-61)	HARTFORD	12-29-09
103 (103-100)	vs. North Carolina	12-17-16
102 (102-90)	vs. Indiana	3-23-12
102 (102-92)	SAM HOUSTON ST.	11-19-09

MOST POINTS IN A LOSS

Pts.(Score)	Opp.	Date
92 (97-92)	UCLA	12-3-16
85 (85-87)	at Arkansas	1-14-14
84 (90-84)	at Kansas	1-30-16
82 (87-82)	at LSU	1-28-14
80 (82-80)	at Tennessee	1-24-17
77 (79-77)	at Texas A&M	2-20-16
77 (87-77)	at UCLA	12-3-15
77 (77-82)	at North Carolina	12-14-13
77 (77-80)	at Louisville	12-19-12
76 (76-77)	at Arkansas	2-23-11

MOST POINTS IN A WIN OVER AP RANKED TEAM

Pts.(Score)	Opp.	Date
103 (103-100)	vs. North Carolina	12-17-16
102 (102-90)	vs. Indiana	3-23-12
87 (87-74)	at Ole Miss	1-29-13
85 (85-69)	SOUTH CAROLINA	1-21-17
85 (85-75)	OLE MISS	2-2-10
85 (85-72)	VANDERBILT	1-30-10
84 (84-67)	ARKANSAS	2-28-15
84 (84-70)	NORTH CAROLINA	12-13-14
82 (82-77)	vs. Texas A&M	3-13-16
82 (82-70)	vs. Baylor	3-25-12
78 (78-39)	vs. West Virginia	3-26-15
78 (78-63)	vs. Arkansas	3-15-15
78 (78-76)	vs. Wichita State	3-23-14
78 (78-58)	FLORIDA	2-7-12
78 (78-63)	at Louisville	12-31-10

MOST PTS. AT NEUTRAL SITE

Pts.(Score)	Opp.	Date
115 (115-69)	vs. Arizona State	11-28-16
103 (103-100)	vs. North Carolina	12-17-16
102 (102-90)	vs. Indiana	3-23-12
100 (100-71)	vs. East Tennessee St.	3-18-10
96 (96-73)	vs. Hofstra	12-11-16
94 (94-57)	vs. UNC Asheville	11-30-09
93 (93-80)	vs. Georgia	3-12-16
91 (91-67)	vs. Auburn	3-14-15
90 (90-60)	vs. Wake Forest	3-20-10
87 (87-71)	vs. Iowa State	3-17-12

MOST PTS. IN NCAA TOURNEY

Pts.(Score)	Opp.	Date
102 (102-90)	vs. Indiana	3-23-12
100 (100-71)	vs. East Tennessee St.	3-18-10
90 (90-60)	vs. Wake Forest	3-20-10
87 (87-71)	vs. Iowa State	3-17-12
85 (85-57)	vs. Stony Brook	3-17-16
82 (82-70)	vs. Baylor	3-25-12
81 (81-66)	vs. Western Kentucky	3-15-12
79 (79-56)	vs. Hampton	3-19-15
78 (78-39)	vs. West Virginia	3-26-15
78 (78-76)	vs. Wichita St.	3-23-14

MOST PTS. IN SEC TOURNEY

Pts.(Score)	Opp.	Date
93 (93-80)	vs. Georgia	3-12-16
91 (91-67)	vs. Auburn	3-14-15
85 (85-59)	vs. Alabama	3-11-16
85 (85-67)	vs. LSU	3-14-14
82 (82-77)	vs. Texas A&M	3-13-16
79 (79-74)	vs. Alabama	3-11-17
78 (78-63)	vs. Arkansas	3-15-15
75 (75-66)	vs. Ole Miss	3-11-11
75 (75-74)	vs. Miss. State	3-14-10

MOST PTS. IN RUPP ARENA WIN

Pts.(Score)	Opp.	Date
111 (111-76)	UT MARTIN	11-25-16
110 (110-75)	AUBURN	2-21-15
108 (108-58)	MARIST	11-11-11
105 (105-76)	UT ARLINGTON	11-19-13
104 (104-75)	LIU BROOKLYN	11-23-12
104 (104-61)	HARTFORD	12-29-09
102 (102-92)	SAM HOUSTON ST.	11-19-09
101 (101-70)	CLEVELAND STATE	11-23-16
101 (101-49)	LAFAYETTE	11-16-12
101 (101-70)	ARKANSAS	1-23-10

MOST PTS. IN ROAD GAME WIN

Pts.(Score)	Opp.	Date
99 (99-76)	at Ole Miss	12-29-16
90 (90-73)	at Indiana	12-12-09
89 (89-62)	at South Carolina	2-13-16
89 (89-77)	at Florida	1-12-10

88 (88-81)	at Mississippi St.	1-17-17
88 (88-79)	at Florida	3-1-16
87 (87-81)	at Vanderbilt	1-10-17
87 (87-74)	at Ole Miss	1-29-13
86 (86-52)	at South Carolina	2-4-12

MOST POINTS IN A HALF

Pts.	Opp.	Date
63 ²	UT ARLINGTON	11-19-13
63 ²	MARIST	11-11-11
60 ¹	at Ole Miss	12-29-16
58 ¹	vs. Arizona State	11-28-16
58 ²	UT MARTIN	11-25-16
58 ²	AUBURN	2-21-15
57 ²	vs. Arizona State	11-28-16
57 ¹	ARKANSAS	11-23-10
57 ¹	HARTFORD	12-29-09
56 ²	ARKANSAS	1-7-17
56 ¹	vs. North Carolina	12-17-16
56 ¹	CLEVELAND STATE	11-23-16
56 ¹	DREXEL	12-21-09

¹ - First Half; ² - Second Half

FEWEST POINTS

Pts.(Score)	Opp.	Date
48 (48-64)	vs. Vanderbilt	3-15-13
50 (50-64)	at Notre Dame	11-29-12
52 (52-69)	at Florida	2-12-13
54 (54-60)	vs. UConn	4-7-14
55 (55-48)	ALABAMA	3-4-14
55 (55-59)	at Alabama	1-22-13
55 (55-64)	BAYLOR	12-1-12
55 (55-56)	vs. UConn	4-2-11
56 (56-49)	vs. Kansas State	3-21-14
56 (56-46)	COLUMBIA	12-10-14

FEWEST POINTS IN A WIN

Pts.(Score)	Opp.	Date
55 (55-48)	ALABAMA	3-4-14
56 (56-49)	vs. Kansas State	3-21-14
56 (56-46)	COLUMBIA	12-10-14
57 (57-44)	at Georgia	1-24-12
58 (58-50)	at Louisville	12-27-14
58 (58-38)	PROVIDENCE	11-30-14
58 (58-43)	at South Carolina	1-24-14
58 (58-56)	at Vanderbilt	2-20-10
59 (59-57)	vs. Princeton	3-1-11
60 (60-58)	at Vanderbilt	1-10-13
60 (60-51)	vs. LSU	3-9-12

FEWEST PTS. AT NEUTRAL SITE

Pts.(Score)	Opp.	Date
48 (48-64)	vs. Vanderbilt	3-15-13
54 (54-60)	vs. UConn	4-7-14
55 (55-56)	vs. UConn	4-2-11
56 (56-49)	vs. Kansas State	3-21-14
59 (59-57)	vs. Princeton	3-17-11
60 (60-61)	vs. Florida	3-16-14
60 (60-51)	vs. LSU	3-9-12
62 (62-67)	vs. Baylor	12-6-13
62 (62-60)	vs. Ohio State	3-25-11
62 (62-45)	vs. Cornell	3-25-10
62 (62-52)	vs. Old Dominion	11-20-11

FEWEST POINTS IN NCAA TOURNEY

Pts.(Score)	Opp.	Date
54 (54-60)	vs. UConn	4-7-14
55 (55-56)	vs. UConn	4-2-11
56 (56-49)	vs. Kansas State	3-21-14
59 (59-57)	vs. Princeton	3-17-11
62 (62-60)	vs. Ohio State	3-25-11
62 (62-45)	vs. Cornell	3-25-10
64 (64-71)	vs. Wisconsin	4-4-15
64 (64-51)	vs. Cincinnati	3-21-15
66 (66-73)	vs. West Virginia	3-27-10
67 (67-73)	vs. Indiana	3-19-16
67 (67-59)	vs. Kansas	4-2-12

FEWEST PTS. IN SEC TOURNEY

Pts.(Score)	Opp.	Date
48 (48-64)	vs. Vanderbilt	3-15-13
60 (60-61)	vs. Florida	3-16-14
60 (60-51)	vs. LSU	3-9-12
64 (64-49)	vs. Florida	3-13-15
64 (64-71)	vs. Vanderbilt	3-11-12
70 (70-58)	vs. Georgia	3-15-14
70 (70-54)	vs. Florida	3-13-11
71 (71-60)	vs. Georgia	3-10-17
72 (72-58)	vs. Alabama	3-12-11

FEWEST PTS. IN RUPP ARENA

Pts.(Score)	Opp.	Date
55 (55-64)	BAYLOR	12-1-12
56 (56-46)	COLUMBIA	12-10-14
58 (58-38)	PROVIDENCE	11-30-14
61 (61-57)	FLORIDA	3-9-13

FEWEST PTS. IN ROAD GAME

Pts.(Score)	Opp.	Date
50 (50-64)	at Notre Dame	11-29-12
52 (52-69)	at Florida	2-12-13
55 (55-48)	at Alabama	3-4-14
55 (55-59)	at Alabama	1-22-13
57 (57-59)	at Robert Morris	3-19-13
57 (57-44)	at Georgia	1-24-12
58 (58-50)	at Louisville	12-27-14
58 (58-43)	at South Carolina	1-24-14
58 (58-58)	at Tennessee	2-16-13
58 (58-56)	at Vanderbilt	2-20-10

FEWEST POINTS IN A HALF

Pts.	Opp.	Date
19 ²	at Georgia	1-24-12
21 ¹	vs. UConn	4-2-11
22 ¹	at Louisville	12-27-14
22 ²	at Alabama	1-22-13
22 ¹	at Tennessee	3-6-11
23 ¹	COLUMBIA	12-10-14
23 ²	vs. UConn	4-7-14
23 ¹	vs. Vanderbilt	3-15-13
23 ²	vs. Maryland	11-9-12
23 ¹	vs. UConn	12-9-09

¹ - First Half; ² - Second Half

MOST FIELD GOALS

Fgs.	Opp.	Date
46	MARIST	11-11-11
44	vs. Arizona State	11-28-16
44	AUBURN	2-21-15
42	LIU-BROOKLYN	11-23-12
41	UT MARTIN	11-25-16
41	HARTFORD	12-29-09
40	vs. North Carolina	12-17-16
40	LAFAYETTE	11-16-12
38	CLEVELAND STATE	11-23-16
38	LSU	3-5-16
38	vs. Wake Forest	3-20-10

FEWEST FIELD GOALS

Fgs.	Opp.	Date
14	at South Carolina	3-1-14
16	ALABAMA	3-4-14
17	LOUISVILLE	12-31-11
17	at Auburn	2-12-14
18	vs. LSU	3-9-12
18	vs. Vanderbilt	3-15-13
18	vs. Florida	3-16-14
18	vs. UConn	4-7-14
18	at Texas A&M	1-10-15
18	at South Carolina	1-24-15

MOST FIELD-GOAL ATTEMPTS

Fgs.	Opp.	Date
84	vs. Arizona State	11-28-16
80	UCLA	12-3-16
77	ARKANSAS	1-23-10
76	ARKANSAS	2-27-14
75	MARIST	11-11-11
74	at Ole Miss	12-29-16
74	vs. North Carolina	12-17-16
74	UT MARTIN	11-25-16

FEWEST FIELD-GOAL ATTEMPTS

Fgs.	Opp.	Date
39	at South Carolina	1-24-15
40	at Robert Morris	3-19-13
41	ALABAMA	1-31-15
41	TENNESSEE	1-31-12
42	FLORIDA	2-15-14
42	vs. Providence	12-1-13
42	vs. LSU	3-9-12
42	vs. Cleveland State	11-24-09

MOST FREE THROWS

Fts.	Opp.	Date
35	vs. Indiana	3-23-12
33	at South Carolina	3-1-14
32	LOUISVILLE	12-31-11
31	MOREHEAD STATE	11-21-12
31	INDIANA	12-11-10
30	vs. Auburn	3-14-15
30	UNC ASHEVILLE	11-8-13
30	vs. Baylor	3-25-12
29	ILLINOIS STATE	11-30-15
29	at North Carolina	12-14-13

FEWEST FREE THROWS

Fts.	Opp.	Date
4	vs. UConn	4-2-11
4	VANDERBILT	1-23-16
6	vs. Michigan	3-30-14
6	at Florida	2-12-13
6	at Alabama	1-22-13
6	vs. Princeton	3-17-11
7	at LSU	2-10-15
7	vs. UCLA	12-20-14
7	at Florida	3-4-12
7	at Georgia	1-24-12
7	vs. Wake Forest	3-20-10

MOST FREE-THROW ATTEMPTS

Fts.	Opp.	Date
48	UNC ASHEVILLE	11-8-13
46	ILLINOIS STATE	11-30-15
44	vs. Baylor	3-25-12
44	INDIANA	12-11-10
43	at North Carolina	12-14-13
43	LOUISVILLE	12-31-11
42	at South Carolina	3-1-14
41	vs. LSU	3-14-14
41	MOREHEAD STATE	11-21-12

FEWEST FREE-THROW ATTEMPTS

Fts.	Opp.	Date
6	VANDERBILT	1-23-16
10	vs. Wisconsin	4-4-15
11	at LSU	2-10-15
11	vs. Michigan	3-30-14
11	MISSISSIPPI STATE	2-27-13
11	at Florida	2-12-13
11	at Alabama	1-22-13
11	at Florida	3-4-12
11	GEORGIA	3-1-12
11	FLORIDA	2-7-12
11	vs. Princeton	3-17-11

MOST 3-POINTERS

3s.	Opp.	Date
15	GEORGIA	3-1-12
15	vs. East Tennessee State	3-18-1

CALIPARI ERA TEAM SINGLE-GAME RECORDS

MOST OFFENSIVE REBOUNDS

Rebs.	Opp.	Date
26	ARKANSAS	2-27-14
24	GRAND CANYON	11-14-14
24	vs. West Virginia	3-27-10
22	NIJT	11-14-15
22	at Auburn	2-2-14
22	ARKANSAS	1-23-10
21	VALPARAISO	12-7-16
21	COLUMBIA	12-10-14
21	at South Carolina	3-1-14
21	BAYLOR	12-1-12
21	at Indiana	12-12-09

FEWEST OFFENSIVE REBOUNDS

Rebs.	Opp.	Date
3	at South Carolina	1-24-14
5	GEORGIA	2-3-15
5	ALABAMA	1-31-15
5	MISSISSIPPI STATE	2-15-11
5	GEORGIA	1-29-11

MOST DEFENSIVE REBOUNDS

Rebs.	Opp.	Date
39	vs. Arizona State	11-28-16
39	ROBERT MORRIS	11-17-13
39	EASTERN MICHIGAN	1-2-13
38	vs. Hampton	3-19-15
38	EASTERN KENTUCKY	12-7-14
38	vs. Cleveland State	11-24-09
37	at Texas A&M	1-10-15
37	LOUISVILLE	12-31-11
37	ARKANSAS	1-23-10
36	vs. FLORIDA	2-25-17
36	at Florida	3-1-16
36	RADFORD	11-23-11
36	MARIST	11-11-11

FEWEST DEFENSIVE REBOUNDS

Rebs.	Opp.	Date
9	at Tennessee	2-16-13
13	NORTH CAROLINA	12-13-14
15	vs. Baylor	12-6-13
15	at Alabama	1-18-11
16	vs. Wisconsin	4-4-15
16	ALABAMA	1-31-15
16	TEXAS A&M	1-12-13
16	at Auburn	1-11-12
16	vs. UConn	11-24-10

MOST ASSISTS

Assts.	Opp.	Date
33	vs. Arizona State	11-28-16
30	HARTFORD	12-29-09
28	LIU-BROOKLYN	11-23-12
28	vs. UNC Asheville	11-30-09
25	CLEVELAND STATE	11-23-16
25	AUBURN	2-21-15
25	vs. UCLA	12-20-14
24	at Ole Miss	12-29-16
24	UT MARTIN	11-25-16
24	BOSTON	11-21-14
24	MARIST	11-11-11
24	vs. East Tennessee State	3-18-10

FEWEST ASSISTS

Assts.	Opp.	Date
5	LSU	2-22-14
6	VANDERBILT	3-1-11
7	at Florida	2-4-17
7	vs. Wisconsin	4-4-15
7	vs. Florida	3-13-15
7	ARKANSAS	2-27-14
7	at Auburn	2-12-14
7	BOISE STATE	12-10-13
7	vs. Vanderbilt	3-15-13
7	VANDERBILT	2-20-13
7	at Tennessee	1-14-12
7	vs. Washington	11-23-10

MOST TURNOVERS

Tos.	Opp.	Date
24	MOREHEAD STATE	11-13-09
23	SAM HOUSTON STATE	11-19-09
21	LOUISVILLE	12-31-11
21	vs. Old Dominion	11-20-11
21	NORTH CAROLINA	12-5-09
20	EASTERN MICHIGAN	11-27-13
20	ALBANY	11-13-15
20	vs. Cleveland State	11-24-09

FEWEST TURNOVERS

Tos.	Opp.	Date
3	at Georgia	3-3-15
3	at South Carolina	2-4-12
4	ALABAMA	2-23-16
4	COLUMBIA	12-10-14
4	vs. Wisconsin	4-5-14
4	PORTLAND	11-26-11
5	vs. Georgia	3-12-16
5	at Vanderbilt	2-27-16
5	ALABAMA	1-31-15

MOST BLOCKS

Blks.	Opp.	Date
18	ST. JOHN'S	12-1-11
15	vs. Stony Brook	3-17-16
14	at Georgia	3-3-10
13	vs. UCLA	12-20-14
13	at Ole Miss	1-29-13
13	ARKANSAS	1-17-12
13	vs. Kansas	11-15-11
13	MARIST	11-11-11

FEWEST BLOCKS

Blks.	Opp.	Date
1	at Vanderbilt	1-10-17
1	vs. Alabama	3-11-16
1	at LSU	1-5-16
1	WRIGHT STATE	11-20-15
1	ALABAMA	1-31-15
1	at Missouri	1-29-15
1	vs. Wisconsin	4-5-14
1	at Florida	3-8-14

MOST STEALS

Stls.	Opp.	Date
15	LAFAYETTE	11-16-12
13	OLE MISS	1-2-16
13	vs. UConn	12-9-09
12	STEPHEN F. AUSTIN	11-11-16
12	BOSTON	11-24-15
12	NORTH CAROLINA	12-13-14
12	PROVIDENCE	11-30-14
12	LIPSCOMB	12-15-12
12	PORTLAND	11-26-11
12	vs. Cornell	3-25-10
12	GEORGIA	1-9-10
12	vs. UNC Asheville	11-30-09

FEWEST STEALS

Stls.	Opp.	Date
0	vs. Baylor	12-6-13
1	vs. Michigan State	11-12-13
1	at Robert Morris	3-19-13
1	vs. West Virginia	3-19-11
1	FLORIDA	2-26-11

MOST PERSONAL FOULS

Fls.	Opp.	Date
33	at Kansas	1-30-16
31	at Arkansas	1-14-14
31	at North Carolina	12-14-13
29	at South Carolina	3-1-14
28	VANDERBILT	1-30-10
27	vs. Hofstra	12-11-16
27	at Florida	3-1-16
27	at UCLA	12-3-15
27	vs. West Virginia	3-27-10

FEWEST PERSONAL FOULS

Fls.	Opp.	Date
7	HARTFORD	12-29-09
8	MONTANA STATE	11-23-14
8	LAFAYETTE	11-16-12
8	vs. Florida	3-10-12
8	vs. Princeton	3-17-11
8	WINTHROP	12-22-10
8	DREXEL	12-21-09
8	vs. UNC Asheville	11-30-09

HIGHEST FIELD-GOAL PCT.

Pct.	Opp.	Date
.677	LIU-BROOKLYN	11-23-12
.647	AUBURN	2-21-15
.645	LAFAYETTE	11-16-12
.643	vs. Providence	12-1-13
.614	SOUTH CAROLINA	2-5-13
.613	MARIST	11-11-11
.603	vs. Wake Forest	3-20-10
.603	HARTFORD	12-29-09
.600	SAM HOUSTON STATE	11-19-09
.593	BOSTON	11-30-10

LOWEST FIELD-GOAL PCT.

Pct.	Opp.	Date
.269	at South Carolina	3-1-14
.281	at Texas A&M	1-10-15
.296	BAYLOR	12-1-12
.298	LOUISVILLE	12-31-11
.309	at Auburn	2-12-14
.327	ALABAMA	3-4-14
.339	vs. UConn	4-2-11
.342	ARKANSAS	2-27-14
.343	vs. West Virginia	3-27-10
.346	vs. Vanderbilt	3-15-13

HIGHEST FREE-THROW PCT.

Pct.	Opp.	Date
1.000	FLORIDA	2-7-12
1.000	AUSTIN PEAY	12-19-09
.958	TENNESSEE	1-18-14
.955	at Florida	2-7-15
.946	vs. Indiana	3-23-12
.923	at Mississippi State	2-25-15
.900	vs. Wisconsin	4-4-15

.900	at Ole Miss	2-18-14
.895	DREXEL	12-21-09
.889	at Alabama	1-17-15
.889	TENNESSEE	1-31-12

LOWEST FREE-THROW PCT.

Pct.	Opp.	Date
.333	vs. UConn	4-2-11
.391	EAST TENNESSEE ST.	11-12-10
.412	vs. Wake Forest	3-20-10
.435	at Vanderbilt	2-27-16
.471	PROVIDENCE	11-30-14
.478	at Louisville	12-29-12
.500	OLE MISS	1-2-16
.500	BOSTON	11-24-15
.500	vs. Georgia	3-15-14
.500	vs. Vanderbilt	3-15-13
.500	vs. Oklahoma	11-22-10

HIGHEST 3-POINT PERCENTAGE

Pct.	Opp.	Date
.700	at Florida	3-1-16
.692	DREXEL	12-21-09
.667	AUSTIN PEAY	12-19-09
.636	vs. Michigan	3-30-14
.625	BOSTON	11-30-14
.600	FLORIDA	2-6-16
.600	FLORIDA	2-7-12
.591	vs. Alabama	3-11-16
.583	vs. Arkansas	3-15-15
.583	at Florida	2-5-11

LOWEST 3-POINT PERCENTAGE

Pct.	Opp.	Date
.077	vs. Alabama	3-12-10
.083	TEXAS	12-5-14
.091	at Tennessee	2-27-10
.100	TENNESSEE	1-31-12
.111	at Vanderbilt	1-10-17
.118	COLUMBIA	12-10-14
.125	vs. LSU	3-9-12
.125	vs. West Virginia	3-27-10
.125	vs. Cornell	3-25-10
.143	GEORGIA	1-9-10
.143	LOUISVILLE	1-2-10

HIGHEST REBOUND MARGIN

Mg.	Opp.	Date
+31	NIJT	11-14-15
+30	GRAND CANYON	11-14-14
+28	NORTHERN KY.	11-10-13
+27	vs. Little Rock	1-3-12
+26	vs. Arizona State	11-28-16
+26	LOUISVILLE	12-31-11
+25	EASTERN KENTUCKY	12-9-15
+25	EASTERN MICHIGAN	1-2-13
+25	at Indiana	12-12-09
+24	SOUTH CAROLINA	2-14-15
+23	ROBERT MORRIS	11-17-13
+23	DREXEL	12-21-09

LOWEST REBOUND MARGIN

Mg.	Opp.	Date
-25	at Florida	2-4-17
-18	at Tennessee	2-16-13
-16	vs. Baylor	12-6-13
-16	vs. Maryland	11-9-12
-15	TENNESSEE	1-18-14
-14	at LSU	1-5-16
-12	vs. Wisconsin	4-4-15
-12	GEORGIA	2-3-15
-12	at South Carolina	1-24-14
-12	vs. Alabama	3-12-10
-11	at Kansas	1-30-16
-11	TEXAS	12-5-14

VICTORY MARGINS

Margin (Score)	Opponent	Date
+58 (86-28)	MONTANA STATE	11-13-14
+52 (101-49)	LAFAYETTE	11-16-12
+50 (108-58)	MARIST	11-11-11
+49 (86-37)	MISSOURI	1-13-15
+48 (92-44)	UT ARLINGTON	11-25-14
+48 (88-40)	RADFORD	11-23-11
+46 (115-69)	vs. Arizona State	11-28-16
+44 (88-44)	DREXEL	12-21-09
+42 (100-58)	TEXAS A&M	1-3-17
+43 (104-61)	HARTFORD	12-29-09
+40 (85-45)	GRAND CANYON	11-14-14
+39 (78-39)	vs. West Virginia	3-26-15
+39 (83-44)	vs. UCLA	12-20-14

VICTORY MARGIN IN RUPP ARENA

Margin (Score)	Opponent	Date
+58 (86-28)	MONTANA STATE	11-13-14
+52 (101-49)	LAFAYETTE	11-16-12
+50 (108-58)	MARIST	11-11-11
+49 (86-37)	MISSOURI	1-13-15

+48 (92-44)	UT ARLINGTON	11-25-14
+48 (88-40)	RADFORD	11-23-11
+44 (88-44)	DREXEL	12-21-09
+43 (104-61)	HARTFORD	12-29-09
+42 (100-58)	TEXAS A&M	1-3-17
+40 (85-45)	GRAND CANYON	11-14-14
+38 (87-49)	ROBERT MORRIS	11-17-13
+38 (88-50)	LIPSCOMB	12-15-12
+38 (82-44)	LSU	1-15-11

VICTORY MARGIN IN SEC PLAY

Margin (Score)	Opponent	Date
+49 (86-37)	MISSOURI	1-13-15
+42 (100-58)	TEXAS A&M	1-3-17
+38 (82-44)	LSU	1-15-11
+35 (110-75)	AUBURN	2-21-15
+34 (82-48)	GEORGIA	2-9-16
+34 (88-54)	MISSOURI	1-27-16
+34 (77-43)	SOUTH CAROLINA	2-14-15
+34 (86-52)	at South Carolina	2-4-12
+31 (90-59)	SOUTH CAROLINA	2-19-11
+31 (101-70)	ARKANSAS	1-23-10
+30 (43-36)	MISSISSIPPI STATE	2-27-13
+30 (79-49)	GEORGIA	3-1-12

VICTORY MARGIN ON THE ROAD

Margin (Score)	Opponent	Date
+34 (86-52)	at South Carolina	2-4-12
+31 (79-48)	at Portland	11-19-10
+27 (89-62)	at South Carolina	2-13-16
+26 (81-55)	at LSU	2-6-10
+24 (74-50)	at LSU	1-28-12
+23 (99-76)	at Ole Miss	12-29-16
+22 (70-48)	at Alabama	1-17-15
+22 (75-53)	at Auburn	1-19-13
+18 (74-56)	at Mississippi State	2-25-15
+18 (66-48)	at Tennessee	2-17-15
+17 (90-73)	at Indiana	12-12-09

VICTORY MARGIN AT A NEUTRAL SITE

Margin (Score)	Opponent	Date
+46 (115-69)	vs. Arizona State	11-28-16
+39 (78-39)	vs. West Virginia	3-26-15
+39 (83-44)	vs. UCLA	12-20-14
+38 (85-47)	vs. Penn State	11-19-11
+32 (72-40)	vs. Kansas	11-18-14
+30 (90-60)	vs. Wake Forest	3-20-10
+29 (100-71)	vs. East Tennessee St.	3-18-10
+29 (74-45)	vs. Tennessee	3-13-10
+28 (85-57)	vs. Stony Brook	3-17-16
+26 (85-59)	vs. Alabama	3-11-16



De'Aaron FOX

0

Freshman • Guard • 6-3 • Houston
Cypress Lakes • Undergraduate Studies

BIO BLAST

- USA Today All-America Third Team
- All-SEC First Team (AP/Coaches), All-SEC Freshman Team (Coaches) and USBWA All-District IV Team
- Leads the SEC in assists per game (4.9)
- Has scored in double figures in 27 of 31 games he's played
- Four-time SEC Freshman of the Week (Nov. 21, Dec. 5, Dec. 19 and Jan. 9)
- Averaging 24.0 ppg in the SEC Tournament
- Had a career-high 28 points vs. Alabama in the semifinals ... With Alabama lurking at 62-61, he scored UK's next nine points (extending lead to 71-63), and he scored 12 of UK's final 17 points ... Points are the most for a freshman in UK history in the SEC Tournament
- Had 20 points in the first round vs. Georgia
- Has nine 20-point games this season
- Scored 14 of his 16 points in the final 4:36 of the win at UGA – eight of them on FTs
- Scored 21 points in the win at Mississippi State including a run of nine straight in the final three minutes of the game
- Recorded just the second triple-double in program history with 14 points, 11 rebounds and 10 assists vs. Arizona State
- Made his first 21 free throws of the year, the second-best start by a freshman in UK history
- Twelve assists vs. SFA set the UK record for dimes in an opener, as well as anyone's UK debut (with assist records dating back to the 1971-72 season)

SEASON AVERAGES

Games played	31
Minutes/game	29.3
Points/game	16.1
FG Pct	47.2
3FG Pct	23.0
FT Pct	73.0
Rebounds/game	4.2
Assists/game	4.9
Turnovers/game	2.4
Assist/turnover ratio	2.0
Steals/game	1.4
Blocks/game	0.2

SEASON HIGHS

Points	28, vs. Alabama (3/11/17)
FG Made	11, at Vanderbilt (1/10/17)
FG Attempts	21, vs. North Carolina (12/17/16)
3FG Made	2, twice, last at Texas A&M (3/4/17)
3FG Attempts	4, twice, last at Texas A&M (3/4/17)
FT Made	11, vs. Alabama (3/11/17)
FT Attempts	15, vs. Alabama (3/11/17)
Rebounds	11, vs. Arizona St. (11/28/16)
Assists	12, vs. SFA (11/11/16)
Steals	3, five times, last vs. LSU (2/8/17)
Blocks	1, five times, last vs. TENNESSEE (2/14/17)
Minutes	38, vs. KANSAS (1/28/17)

CAREER HIGHS

Points	28, vs. Alabama (3/11/17)
FG Made	11, at Vanderbilt (1/10/17)
FG Attempts	21, vs. North Carolina (12/17/16)
3FG Made	2, twice, last at Texas A&M (3/4/17)
3FG Attempts	4, twice, last at Texas A&M (3/4/17)
FT Made	11, vs. Alabama (3/11/17)
FT Attempts	15, vs. Alabama (3/11/17)
Rebounds	11, vs. Arizona St. (11/28/16)
Assists	12, vs. SFA (11/11/16)
Steals	3, five times, last vs. LSU (2/8/17)
Blocks	1, five times, last vs. TENNESSEE (2/14/17)
Minutes	38, vs. KANSAS (1/28/17)

GAME-BY-GAME

Opponent	Date	gs	min	Total		3-Pointers		Free throws		Rebounds						pts	avg				
				fg	fga	pct	3fg	3fga	pct	ft	fta	pct	off	def	tot			avg			
STEPHEN F. AUSTIN	11/11/16	*	30	3-9	.333	0-2	.000	6-6	1.000	2	2	4	4.0	3	12	3	0	3	12	12.0	
CANISIUS	11/13/16	*	33	6-13	.462	0-3	.000	9-9	1.000	1	3	4	4.0	1	3	2	0	0	21	16.5	
vs #13/13 Michigan State	11/15/16	*	29	3-10	.300	0-2	.000	6-6	1.000	0	4	4	4.0	2	6	3	1	1	12	15.0	
DUQUESNE	11/20/16	*	31	5-13	.385	1-2	.500	5-8	.625	1	6	7	4.8	2	6	1	0	3	16	15.3	
CLEVELAND STATE	11/23/16	*	33	6-15	.400	0-2	.000	4-7	.571	0	4	4	4.6	1	11	2	1	2	16	15.4	
UT MARTIN	11/25/16	*	28	7-12	.583	0-3	.000	2-4	.500	1	5	6	4.8	2	5	4	0	3	16	15.5	
vs Arizona State	11/28/16	*	31	6-9	.667	1-1	1.000	1-2	.500	2	9	11	5.7	3	10	4	0	2	14	15.3	
#11/9 UCLA	12/3/16	*	34	8-20	.400	1-4	.250	3-5	.600	0	2	2	5.3	4	9	2	0	1	20	15.9	
VALPO	12/7/16	*	29	3-9	.333	0-1	.000	3-8	.375	1	6	7	5.4	1	5	1	2	9	15.1		
vs Hofstra	12/11/16	*	24	5-8	.625	0-1	.000	5-5	1.000	0	5	5	5.4	3	2	2	0	0	15	15.1	
vs #7/6 North Carolina	12/17/16	*	35	9-21	.429	0-2	.000	6-7	.857	0	4	4	5.3	1	10	2	0	2	24	15.9	
at #10/11 Louisville	12/21/16	*	34	7-15	.467	1-3	.333	6-10	.600	0	2	2	5.0	3	3	4	0	2	21	16.3	
at Ole Miss	12/29/16	*	23	3-10	.300	0-2	.000	1-3	.333	0	5	5	5.0	2	7	1	0	3	7	15.6	
TEXAS A&M	1/3/17	*	28	5-9	.556	0-1	.000	5-8	.625	1	4	5	5.0	0	6	3	0	2	15	15.6	
ARKANSAS	1/7/17	*	36	10-16	.625	0-2	.000	7-7	1.000	0	6	6	5.1	2	6	2	0	1	27	16.3	
at Vanderbilt	1/10/17	*	25	11-17	.647	0-1	.000	0-0	.000	0	5	5	5.1	4	2	1	0	1	22	16.7	
AUBURN	1/14/17	*	27	6-11	.545	1-2	.500	0-2	.000	1	3	4	5.0	5	5	1	0	1	13	16.5	
at Mississippi State	1/17/17	*	36	8-15	.533	0-3	.000	5-9	.556	0	5	5	5.0	0	5	3	0	1	21	16.7	
#24/24 SOUTH CAROLINA	1/21/17	*	8	3-3	1.000	0-0	.000	0-1	.000	0	1	1	4.8	0	1	0	0	0	6	16.2	
at Tennessee	1/24/17	*	25	4-9	.444	2-2	1.000	7-8	.875	0	0	0	4.6	4	4	2	1	2	17	16.2	
#2/1 KANSAS	1/28/17	*	38	5-12	.417	0-2	.000	0-0	.000	0	2	2	4.4	3	2	5	0	2	10	15.9	
GEORGIA	1/31/17	dnp	-	-	-	-	-	-	-	-	-	-	-	-	-	-	-	-	-	-	
at #24/23 Florida	2/4/17	*	25	5-11	.455	0-1	.000	9-10	.900	0	3	3	4.4	4	0	3	0	0	19	16.0	
LSU	2/7/17	*	33	7-13	.538	1-2	.500	1-1	1.000	0	4	4	4.3	2	6	3	0	3	16	16.0	
at Alabama	2/11/17	*	30	3-12	.250	0-2	.000	1-1	1.000	1	0	1	4.2	4	3	2	0	2	7	15.7	
TENNESSEE	2/14/17	*	32	5-13	.385	0-2	.000	3-5	.600	0	3	3	4.2	5	6	0	1	2	13	15.6	
at Georgia	02/18/17	*	25	4-14	.286	0-2	.000	8-10	.800	1	4	5	4.2	3	5	4	0	0	16	15.6	
at Mizou	2/21/17	*	34	4-10	.400	1-2	.500	4-6	.667	1	4	5	4.2	2	4	2	0	0	13	15.5	
#13/12 FLORIDA	2/25/17	dnp	-	-	-	-	-	-	-	-	-	-	-	-	-	-	-	-	-	-	
VANDERBILT	02/28/17	*	26	5-9	.556	1-1	1.000	2-2	1.000	0	4	4	4.2	1	1	5	0	0	13	15.4	
at Texas A&M	3/4/17	*	25	6-13	.462	2-4	.500	5-5	1.000	0	3	3	4.2	3	1	1	0	0	19	15.5	
vs Georgia	03/10/17	*	27	7-12	.583	1-2	.500	5-8	.625	2	1	3	4.1	4	4	2	0	1	20	15.7	
vs Alabama	03/11/17	*	35	8-12	.667	1-2	.500	11-15	.733	0	5	5	4.2	2	2	5	0	2	28	16.1	
Totals			29	909	177-375	.472	14-61	230	130-178	.730	15	114	129	4.2	76	152	75	5	44	498	16.1

SUPERLATIVES

Season Stats	Career Stats
10+ points	27
20+ points	9
3+ assists	23
3+ steals	5
10+ rebounds	1
Double-doubles	4
Dunks	13

CAREER STATS

Year	GP-GS	Min-Avg	FG-FGA	Pct	3FG-FGA	Pct	FT-FTA	Pct	Off-Def-Tot-Avg	PF-FO	Ast	TO	Blk	Stl	Pts	Avg
2016-17	31-29	909-29.3	177-375	.472	14-61	.230	130-178	.730	15-114-129-4.2	76-2	152	75	5	44	498	16.1
TOTAL	31-29	909-29.3	177-375	.472	14-61	.230	130-178	.730	15-114-129-4.2	76-2	152	75	5	44	498	16.1



SACHA KILLEYA-JONES

Freshman • Forward • 6-10 • Chapel Hill, N.C.
Virginia Episcopal • Communication

1

BIO BLAST

- Missed the Georgia and Florida games with an illness
- Snared a career-high six rebounds while adding four points in a win over Arizona State
- Scored 12 points and hauled in four rebounds vs. UT Martin
- Grabbed three rebounds in his UK debut, and another four against Canisius
- One of five McDonald's All-Americans on the 2016-17 roster
- Posted 13 games with at least 20 points and 10 rebounds as a senior in high school
- Named the Virginia Player of the Year as a senior
- Youngest player on the 2016-17 roster
- Won a state title and two AAU national championships during his prep career
- An accomplished quarterback up until his sophomore season in which he gave up football to focus on basketball

SEASON AVERAGES

Games played	15
Minutes/game	6.4
Points/game	2.7
FG Pct	58.6
3FG Pct	
FT Pct	40.0
Rebounds/game	2.1
Assists/game	0.1
Turnovers/game	0.5
Assist/turnover ratio	0.3
Steals/game	0.1
Blocks/game	0.7

SEASON HIGHS

Points	12, vs. UT MARTIN (11/25/16)
FG Made	6, vs. UT MARTIN (11/25/16)
FG Attempts	8, vs. UT MARTIN (11/25/16)
3FG Made	
3FG Attempts	
FT Made	3, vs. CLEVELAND ST. (11/23/16)
FT Attempts	5, vs. CLEVELAND ST. (11/23/16)
Rebounds	6, vs. Arizona St. (11/28/16)
Assists	1, twice, last vs. ARKANSAS (1/7/17)
Steals	1, vs. Hofstra (12/11/16)
Blocks	2, three times, last vs. Hofstra (12/11/16)
Minutes	13, twice, last vs. UT MARTIN (11/25/16)

CAREER HIGHS

Points	12, vs. UT MARTIN (11/25/16)
FG Made	6, vs. UT MARTIN (11/25/16)
FG Attempts	8, vs. UT MARTIN (11/25/16)
3FG Made	
3FG Attempts	
FT Made	3, vs. CLEVELAND ST. (11/23/16)
FT Attempts	5, vs. CLEVELAND ST. (11/23/16)
Rebounds	6, vs. Arizona St. (11/28/16)
Assists	1, twice, last vs. ARKANSAS (1/7/17)
Steals	1, vs. Hofstra (12/11/16)
Blocks	2, three times, last vs. Hofstra (12/11/16)
Minutes	13, twice, last vs. UT MARTIN (11/25/16)

GAME-BY-GAME

Opponent	Date	gs	min	Total		3-Pointers		Free throws		Rebounds										
				fg-fga	pct	3fg-fga	pct	ft-fa	pct	off	def	tot	avg	pf	a	t/o	blk	stl	pts	avg
STEPHEN F. AUSTIN	11/11/16	9	0-1	.000	0-0	.000	0-0	.000	1	2	3	3.0	0	0	2	1	0	0	0.0	
CANISIUS	11/13/16	7	1-1	1.000	0-0	.000	1-4	.250	1	3	4	3.5	1	0	0	1	0	3	1.5	
vs #13/13 Michigan State	11/15/16	4	0-1	.000	0-0	.000	0-2	.000	0	0	0	2.3	1	0	1	0	0	1.0		
DUQUESNE	11/20/16	13	3-5	.600	0-0	.000	0-0	.000	1	2	3	2.5	2	0	0	2	0	6	2.3	
CLEVELAND STATE	11/23/16	11	1-2	.500	0-0	.000	3-5	.600	0	2	2	2.4	0	0	0	1	0	5	2.8	
UT MARTIN	11/25/16	13	6-8	.750	0-0	.000	0-0	.000	1	3	4	2.7	3	0	1	1	0	12	4.3	
vs Arizona State	11/28/16	10	2-2	1.000	0-0	.000	0-0	.000	2	4	6	3.1	4	1	0	0	0	4	4.3	
#11/9 UCLA	12/3/16	dnp	-	-	-	-	-	-	-	-	-	-	-	-	-	-	-	-	-	
VALPO	12/7/16	8	1-2	.500	0-0	.000	0-2	.000	2	1	3	3.1	1	0	2	2	0	2	4.0	
vs Hofstra	12/11/16	9	2-4	.500	0-0	.000	0-0	.000	2	0	2	3.0	3	0	0	2	1	4	4.0	
vs #7/6 North Carolina	12/17/16	1	0-0	.000	0-0	.000	0-0	.000	0	0	0	2.7	1	0	0	0	0	0	3.6	
at #10/11 Louisville	12/21/16	dnp	-	-	-	-	-	-	-	-	-	-	-	-	-	-	-	-	-	
at Ole Miss	12/29/16	0	0-0	.000	0-0	.000	0-0	.000	0	0	0	2.5	0	0	0	0	0	0	3.3	
TEXAS A&M	1/3/17	6	1-3	.333	0-0	.000	0-0	.000	2	0	2	2.4	1	0	1	0	0	2	3.2	
ARKANSAS	1/7/17	2	0-0	.000	0-0	.000	2-2	1.000	0	2	2	2.4	0	1	0	0	0	2	3.1	
at Vanderbilt	1/10/17	dnp	-	-	-	-	-	-	-	-	-	-	-	-	-	-	-	-	-	
AUBURN	1/14/17	dnp	-	-	-	-	-	-	-	-	-	-	-	-	-	-	-	-	-	
at Mississippi State	1/17/17	1	0-0	.000	0-0	.000	0-0	.000	0	0	0	2.2	2	0	0	0	0	0	2.9	
#24/24 SOUTH CAROLINA	1/21/17	2	0-0	.000	0-0	.000	0-0	.000	0	0	0	2.1	0	0	0	0	0	0	2.7	
at Tennessee	1/24/17	dnp	-	-	-	-	-	-	-	-	-	-	-	-	-	-	-	-	-	
#2/1 KANSAS	1/28/17	dnp	-	-	-	-	-	-	-	-	-	-	-	-	-	-	-	-	-	
GEORGIA	1/31/17	dnp	-	-	-	-	-	-	-	-	-	-	-	-	-	-	-	-	-	
at #24/23 Florida	2/4/17	dnp	-	-	-	-	-	-	-	-	-	-	-	-	-	-	-	-	-	
LSU	2/7/17	dnp	-	-	-	-	-	-	-	-	-	-	-	-	-	-	-	-	-	
at Alabama	2/11/17	dnp	-	-	-	-	-	-	-	-	-	-	-	-	-	-	-	-	-	
TENNESSEE	2/14/17	dnp	-	-	-	-	-	-	-	-	-	-	-	-	-	-	-	-	-	
at Georgia	02/18/17	dnp	-	-	-	-	-	-	-	-	-	-	-	-	-	-	-	-	-	
at Mizzou	2/21/17	dnp	-	-	-	-	-	-	-	-	-	-	-	-	-	-	-	-	-	
#13/12 FLORIDA	2/25/17	dnp	-	-	-	-	-	-	-	-	-	-	-	-	-	-	-	-	-	
VANDERBILT	02/28/17	dnp	-	-	-	-	-	-	-	-	-	-	-	-	-	-	-	-	-	
at Texas A&M	3/4/17	dnp	-	-	-	-	-	-	-	-	-	-	-	-	-	-	-	-	-	
vs Georgia	03/10/17	dnp	-	-	-	-	-	-	-	-	-	-	-	-	-	-	-	-	-	
vs Alabama	03/11/17	dnp	-	-	-	-	-	-	-	-	-	-	-	-	-	-	-	-	-	
Totals		0	96	17-29	.586	0-0	.000	6-15	.400	12	19	31	2.1	19	2	7	10	1	40	2.7

SUPERLATIVES

Season Stats	Career Stats
10+ points	1
20+ points	-
3+ blocks	-
3+ steals	-
10+ rebounds	-
Double-doubles	-
Dunks	4

CAREER STATS

Year	GP-GS	Min-Avg	FG-FGA	Pct	3FG-FGA	Pct	FT-FTA	Pct	Off-Def-Tot-Avg	PF-FO	Ast	TO	Blk	Stl	Pts	Avg
2016-17	15-0	96-6.4	17-29	.586	0-0	.000	6-15	.400	12-19-31-2.1	19-0	2	7	10	1	40	2.7
TOTAL	15-0	96-6.4	17-29	.586	0-0	.000	6-15	.400	12-19-31-2.1	19-0	2	7	10	1	40	2.7



BAM ADEBAYO

3

Freshman • Forward • 6-10 • Little Washington, N.C.
High Point Christian Acad. • Undergraduate Studies

BIO BLAST

- All-SEC Second Team (AP/Coaches) and All-SEC Freshman Team (Coaches)
- SEC Freshman of the Week on Feb. 27 and March 6
- Has reached double figures in scoring in 27 of 33 games
- The only Wildcat on the team to start all 33 games
- Dunked a remarkable 90 shots this season. Anthony Davis owns the Calipari record with 92
- Has a team-high six double-doubles this season
- Leads the team in rebounding at 7.8 boards per game
- Averaging a double-double with 14.0 points and 10.0 rebounds in the last nine games
- Willed UK to victory at Missouri with 22 points and a career-high 15 rebounds, the first 20-15 game by a Wildcat since Julius Randle had 23 points and 15 rebounds on Nov. 8, 2013
- Recorded a career-high 25 points at Ole Miss on a career-high eight dunks
- Named to the preseason Kareem Abdul-Jabbar and Naismith Trophy watch lists
- Tabbed a preseason second-team All-American by CBSSports.com and a third-team selection by College Basketball Talk
- North Carolina 2016 Gatorade High School Player of the Year
- Earned his nickname, "Bam," when he flipped a coffee table as a toddler while his mother was watching "The Flintstones"

SEASON AVERAGES

Games played	33
Minutes/game	29.5
Points/game	13.2
FG Pct	61.3
3FG Pct	
FT Pct	64.2
Rebounds/game	7.8
Assists/game	0.7
Turnovers/game	1.6
Assist/turnover ratio	0.4
Steals/game	0.7
Blocks/game	1.6

SEASON HIGHS

Points	25, at Ole Miss (12/29/16)
FG Made	12, at Ole Miss (12/29/16)
FG Attempts	19, at Ole Miss (12/29/16)
3FG Made	
3FG Attempts	
FT Made	10, twice, last at Missouri (2/21/17)
FT Attempts	13, three times, last at Missouri (2/21/17)
Rebounds	15, twice, last vs. FLORIDA (2/25/17)
Assists	3, vs. KANSAS (1/28/17)
Steals	4, at Florida (2/4/17)
Blocks	4, vs. UCLA (12/03/16)
Minutes	39, vs. Alabama (3/11/17)

CAREER HIGHS

Points	25, at Ole Miss (12/29/16)
FG Made	12, at Ole Miss (12/29/16)
FG Attempts	19, at Ole Miss (12/29/16)
3FG Made	
3FG Attempts	
FT Made	10, twice, last at Missouri (2/21/17)
FT Attempts	13, three times, last at Missouri (2/21/17)
Rebounds	15, twice, last vs. FLORIDA (2/25/17)
Assists	3, vs. KANSAS (1/28/17)
Steals	4, at Florida (2/4/17)
Blocks	4, vs. UCLA (12/03/16)
Minutes	39, vs. Alabama (3/11/17)

GAME-BY-GAME

Opponent	Date	gs	min	Total		3-Pointers		Free throws		Rebounds				pf	a	to	blk	stl	pts	avg	
				f-g	pct	f-g	pct	f-t	pct	off	def	tot	avg								
STEPHEN F. AUSTIN	11/11/16	*	15	1-1	1.000	0-0	.000	3-7	.429	1	0	1	1.0	4	1	1	0	1	5	5.0	
CANISIUS	11/13/16	*	27	3-9	.333	0-0	.000	8-13	.615	6	5	11	6.0	2	2	0	3	0	14	9.5	
vs #13/13 Michigan State	11/15/16	*	26	2-3	.667	0-0	.000	2-3	.667	1	4	5	5.7	4	0	5	2	0	6	8.3	
DUQUESNE	11/20/16	*	24	5-8	.625	0-0	.000	2-3	.667	3	5	8	6.3	2	1	1	2	2	12	9.3	
CLEVELAND STATE	11/23/16	*	26	5-8	.625	0-0	.000	4-4	1.000	2	5	7	6.4	4	2	1	0	0	14	10.2	
UT MARTIN	11/25/16	*	25	5-10	.500	0-0	.000	5-8	.625	8	4	12	7.3	0	0	1	1	0	15	11.0	
vs Arizona State	11/28/16	*	23	5-7	.714	0-0	.000	2-3	.667	5	4	9	7.6	1	2	0	3	0	12	11.1	
#11/9 UCLA	12/3/16	*	33	4-12	.333	0-0	.000	10-13	.769	7	6	13	8.3	3	0	0	4	0	18	12.0	
VALPO	12/7/16	*	29	5-9	.556	0-0	.000	6-8	.750	3	4	7	8.1	2	0	3	1	1	16	12.4	
vs Hofstra	12/11/16	*	25	7-10	.700	0-0	.000	0-1	.000	1	6	7	8.0	2	1	1	2	0	14	12.6	
vs #7/6 North Carolina	12/17/16	*	19	6-11	.545	0-0	.000	1-3	.333	4	3	7	7.9	5	1	0	0	0	13	12.6	
at #10/11 Louisville	12/21/16	*	35	5-6	.833	0-0	.000	1-6	.167	4	5	9	8.0	3	1	3	2	1	11	12.5	
at Ole Miss	12/29/16	*	34	12-19	.632	0-0	.000	1-4	.250	1	3	4	7.7	1	1	1	3	0	25	13.5	
TEXAS A&M	1/3/17	*	23	4-6	.667	0-0	.000	2-2	1.000	1	2	3	7.4	0	1	2	3	3	10	13.2	
ARKANSAS	1/7/17	*	33	3-5	.600	0-0	.000	5-10	.500	4	3	7	7.3	2	1	1	1	1	11	13.1	
at Vanderbilt	1/10/17	*	30	3-4	.750	0-0	.000	8-10	.800	3	4	7	7.3	4	0	1	0	0	14	13.1	
AUBURN	1/14/17	*	35	4-5	.800	0-0	.000	7-11	.636	2	6	8	7.4	2	0	3	3	0	15	13.2	
at Mississippi State	1/17/17	*	20	2-2	1.000	0-0	.000	1-2	.500	1	3	4	7.2	4	1	3	2	0	5	12.8	
#24/24 SOUTH CAROLINA	1/21/17	*	29	5-6	.833	0-0	.000	8-12	.667	2	1	3	6.9	4	1	1	0	2	18	13.1	
at Tennessee	1/24/17	*	34	7-8	.875	0-0	.000	7-8	.875	1	4	5	6.9	3	0	1	2	0	21	13.5	
#21/1 KANSAS	1/28/17	*	37	3-7	.429	0-0	.000	4-10	.400	4	4	8	6.9	4	3	4	1	2	10	13.3	
GEORGIA	1/31/17	*	22	4-6	.667	0-0	.000	4-6	.667	2	3	5	6.8	4	0	1	1	1	12	13.2	
at #24/23 Florida	2/4/17	*	33	4-10	.400	0-0	.000	1-5	.200	1	6	7	6.8	3	1	2	1	4	9	13.0	
LSU	2/7/17	*	24	2-3	.667	0-0	.000	4-6	.667	3	6	9	6.9	4	0	1	1	0	8	12.8	
at Alabama	2/11/17	*	28	5-9	.556	0-0	.000	4-4	1.000	3	4	7	6.9	5	0	2	2	0	14	12.9	
TENNESSEE	2/14/17	*	33	3-5	.600	0-0	.000	1-2	.500	5	7	12	7.1	2	0	3	1	0	7	12.7	
at Georgia	02/18/17	*	36	5-8	.625	0-0	.000	3-4	.750	2	6	8	7.1	2	1	3	2	1	13	12.7	
at Mizou	2/21/17	*	35	6-9	.667	0-0	.000	10-13	.769	4	11	15	7.4	1	0	3	3	0	22	13.0	
#13/12 FLORIDA	2/25/17	*	35	7-11	.636	0-0	.000	4-5	.800	6	9	15	7.7	2	0	0	1	0	18	13.2	
VANDERBILT	02/28/17	*	37	4-6	.667	0-0	.000	8-10	.800	1	5	6	7.6	4	0	2	1	2	16	13.3	
at Texas A&M	3/4/17	*	36	6-7	.857	0-0	.000	1-3	.333	4	4	8	7.6	2	1	1	2	0	13	13.3	
vs Georgia	03/10/17	*	35	4-9	.444	0-0	.000	5-7	.714	4	6	10	7.7	3	1	2	1	0	13	13.3	
vs Alabama	03/11/17	*	39	3-4	.750	0-0	.000	4-6	.667	2	7	9	7.8	4	0	1	1	3	10	13.2	
Totals			33	975	149-243	.613	0-0	.000	136-212	.642	101	155	256	7.8	92	23	54	52	24	434	13.2

SUPERLATIVES

Season Stats	Career Stats
10+ points	27
20+ points	3
3+ blocks	7
3+ steals	3
10+ rebounds	7
Double-doubles	6
Dunks	90

CAREER STATS

Year	GP-GS	Min-Avg	FG-FGA	Pct	3FG-FGA	Pct	FT-FTA	Pct	Off-Def-Tot-Avg	PF-FO	Ast	TO	Blk	Stl	Pts	Avg
2016-17	33-33	975-29.5	149-243	.613	0-0	.000	136-212	.642	101-155-256-7.8	92-2	23	54	52	24	434	13.2
TOTAL	33-33	975-29.5	149-243	.613	0-0	.000	136-212	.642	101-155-256-7.8	92-2	23	54	52	24	434	13.2



Hamidou DIALLO

4

Freshman • Guard • 6-5 • Queens, N.Y.
Putnam Science Academy • Undergraduate Studies

BIO BLAST

- Midyear enrollee who joined the team in January after graduating from Putnam Science Academy in Connecticut in May
- Top-10 prospect in the class of 2017 by many national pundits
- Ranked by 247 Sports as No. 9 overall player, while ESPN lists him at No. 11
- No. 1 shooting guard by both 247 Sports and Scout
- During his final season at Putnam the Mustangs went 38-3 overall and made an appearance in the state semifinals
- Two-time all-state honoree and averaged 19.0 points, 6.0 rebounds and 3.0 assists in his senior season
- Averaged 17.0 points and 4.0 rebounds as a junior
- Named MVP of the Hoophall Classic and the Dematha Classic
- Key member of the USA Men's U18 National Team that won gold at the 2016 FIBA Americas U18 Championship in Chile in July
- Averaged 7.6 points and 4.6 rebounds per game for Team USA
- Honor-roll student

SEASON AVERAGES

Games played	
Minutes/game	
Points/game	
FG Pct	
FT Pct	
Rebounds/game	
Assists/game	
Turnovers/game	
Assist/turnover ratio	
Steals/game	
Blocks/game	

SEASON HIGHS

Points.....	
FG Made	
FG Attempts	
3FG Made	
3FG Attempts	
FT Made.....	
FT Attempts.....	
Rebounds	
Assists.....	
Steals	
Blocks	
Minutes	

CAREER HIGHS

Points.....	
FG Made	
FG Attempts	
3FG Made	
3FG Attempts	
FT Made.....	
FT Attempts.....	
Rebounds	
Assists.....	
Steals	
Blocks	
Minutes	

GAME-BY-GAME

Has not yet played

SUPERLATIVES

Season Stats		Career Stats	
10+ points	-	10+ points	-
20+ points	-	20+ points	-
3+ blocks	-	3+ blocks	-
3+ steals	-	3+ steals	-
10+ rebounds	-	10+ rebounds	-
Double-doubles	-	Double-doubles	-
Dunks	-	Dunks	-

CAREER STATS

MALIK MONK

5

Freshman • Guard • 6-3 • Lepanto, Ark.
Bentonville • Undergraduate Studies

SEASON AVERAGES

Games played	33
Minutes/game	32.2
Points/game	20.5
FG Pct	45.8
3FG Pct	40.7
FT Pct	81.5
Rebounds/game	2.6
Assists/game	2.3
Turnovers/game	2.2
Assist/turnover ratio	1.1
Steals/game	1.1
Blocks/game	0.4

SEASON HIGHS

Points	47, vs. North Carolina (12/17/16)
FG Made	18, vs. North Carolina (12/17/16)
FG Attempts	28, vs. North Carolina (12/17/16)
3FG Made	8, vs. North Carolina (12/17/16)
3FG Attempts	13, at Tennessee (1/24/17)
FT Made	10, twice, last vs. FLORIDA (2/25/17)
FT Attempts	12, vs. GEORGIA (1/31/17)
Rebounds	8, vs. TENNESSEE (2/14/17)
Assists	7, vs. UT MARTIN (11/25/16)
Steals	5, vs. UCLA (12/03/16)
Blocks	3, vs. GEORGIA (1/31/17)
Minutes	44, vs. GEORGIA (1/31/17)

CAREER HIGHS

Points	47, vs. North Carolina (12/17/16)
FG Made	18, vs. North Carolina (12/17/16)
FG Attempts	28, vs. North Carolina (12/17/16)
3FG Made	8, vs. North Carolina (12/17/16)
3FG Attempts	13, at Tennessee (1/24/17)
FT Made	10, twice, last vs. FLORIDA (2/25/17)
FT Attempts	12, vs. GEORGIA (1/31/17)
Rebounds	8, vs. TENNESSEE (2/14/17)
Assists	7, vs. UT MARTIN (11/25/16)
Steals	5, vs. UCLA (12/03/16)
Blocks	3, vs. GEORGIA (1/31/17)
Minutes	44, vs. GEORGIA (1/31/17)

BIO BLAST

- Sporting News All-America (Second Team), Sporting News Freshman All-America Team, USBWA District IV Player of the Year and USBWA All-District IV Team
- SEC Player of the Year (AP), SEC Newcomer of the Year (AP), SEC Freshman of the Year (Coaches), All-SEC First Team (AP/Coaches) and All-SEC Freshman Team (Coaches)
- Jerry West Award finalist for the nation's top shooting guard, as awarded by the Naismith Hall of Fame
- Leads the SEC in scoring with a 20.5 average. No Calipari-coached player has ever averaged more than 21.2 points for an entire year (Dajuan Wagner at Memphis in 2001-02)
- Has made 94 3-pointers in 33 games, within shouting distance of where Jamal Murray (104) was at the same point last year when he broke the UK freshman record
- Scored in double figures in 31 of 33 games this year and reached 20 or more in 18 of them
- Has scored 20 or more in 12 of the last 22 and 30-plus in four of those
 - First freshman in UK history to score 30 or more points in four games
- At home vs. Florida he scored 33 points, including 30 of UK's 48 in the second half
 - His 30 second-half points were the most by a UK player in one half under Calipari
- Set the UK freshman single-game scoring record with 47 points vs. UNC on 18-of-22 shooting, including eight 3-pointers and the all-important go-ahead trey with seconds remaining. It's the most points any Calipari-coached player in college has ever scored
- Two games later scored 34, with five 3s, in the SEC opener at Ole Miss. It was the school record for most points by a freshman in a road game

GAME-BY-GAME

Opponent	Date	gs	min	Total		3-Pointers		Free throws		Rebounds				pf	a	t/o	blk	stl	pts	avg
				fg	pct	3fg	pct	ft	pct	off	def	tot	avg							
STEPHEN F. AUSTIN	11/11/16	*	20	4-14	.286	1-6	.167	1-1	1.000	0	0	0	0.0	3	1	1	1	1	10	10.0
CANISIUS	11/13/16	*	32	5-11	.455	2-6	.333	4-4	1.000	1	3	4	2.0	2	2	3	1	1	16	13.0
vs #13/13 Michigan State	11/15/16	*	34	8-17	.471	7-11	.636	0-0	.000	0	6	6	3.3	1	2	3	0	0	23	16.3
DUQUESNE	11/20/16	*	18	6-12	.500	2-8	.250	0-0	.000	0	2	2	3.0	2	0	1	1	0	14	15.8
CLEVELAND STATE	11/23/16	*	30	8-12	.667	4-6	.667	3-5	.600	0	3	3	3.0	1	4	3	0	2	23	17.2
UT MARTIN	11/25/16	*	29	10-17	.588	2-8	.250	4-4	1.000	0	2	2	2.8	2	7	2	0	1	26	18.7
vs Arizona State	11/28/16	*	30	8-20	.400	3-10	.300	4-5	.800	0	3	3	2.9	0	4	2	0	1	23	19.3
#11/9 UCLA	12/3/16	*	36	10-19	.526	4-8	.500	0-0	.000	2	1	3	2.9	3	0	2	0	5	24	19.9
VALPO	12/7/16	*	22	6-13	.462	1-5	.200	2-2	1.000	1	1	2	2.8	2	1	2	0	0	15	19.3
vs Hofstra	12/11/16	*	29	7-16	.438	4-10	.400	2-2	1.000	1	0	1	2.6	4	4	0	1	0	20	19.4
vs #7/6 North Carolina	12/17/16	*	38	18-28	.643	8-12	.667	3-5	.600	0	0	0	2.4	0	2	2	0	1	47	21.9
at #10/11 Louisville	12/21/16	*	29	6-17	.353	1-9	.111	3-3	1.000	0	3	3	2.4	4	1	3	0	1	16	21.4
at Ole Miss	12/29/16	*	35	11-16	.688	5-7	.714	7-8	.875	2	4	6	2.7	2	1	1	0	3	34	22.4
TEXAS A&M	1/3/17	*	24	8-11	.727	5-7	.714	5-5	1.000	0	1	1	2.6	1	0	1	0	1	26	22.6
ARKANSAS	1/7/17	*	27	4-10	.400	0-5	.000	4-6	.667	1	0	1	2.5	4	3	1	0	1	12	21.9
at Vanderbilt	1/10/17	*	29	6-15	.400	1-4	.250	5-6	.833	0	1	1	2.4	3	1	0	0	1	18	21.7
AUBURN	1/14/17	*	36	8-14	.571	4-8	.500	4-4	1.000	0	1	1	2.3	0	6	1	1	0	24	21.8
at Mississippi State	1/17/17	*	34	5-14	.357	0-3	.000	4-6	.667	0	3	3	2.3	1	4	5	0	1	14	21.4
#24/24 SOUTH CAROLINA	1/21/17	*	36	9-14	.643	4-7	.571	5-6	.833	0	3	3	2.4	0	1	4	1	2	27	21.7
at Tennessee	1/24/17	*	37	7-19	.368	3-13	.231	8-10	.800	0	3	3	2.4	2	4	5	0	1	25	21.9
#2/1 KANSAS	1/28/17	*	39	6-13	.462	2-6	.333	4-5	.800	1	3	4	2.5	2	2	2	0	0	18	21.7
GEORGIA	1/31/17	*	44	10-21	.476	7-11	.636	10-12	.833	0	3	3	2.5	1	1	5	3	3	37	22.4
at #24/23 Florida	2/4/17	*	34	4-14	.286	3-7	.429	0-0	.000	0	0	0	2.4	4	2	1	1	0	11	21.9
LSU	2/7/17	*	36	8-15	.533	4-8	.500	3-4	.750	0	0	0	2.3	0	2	2	0	2	23	21.9
at Alabama	2/11/17	*	33	6-15	.400	2-6	.333	3-4	.750	0	1	1	2.2	3	1	0	1	2	17	21.7
TENNESSEE	2/14/17	*	33	7-18	.389	4-7	.571	2-2	1.000	0	8	8	2.5	1	2	2	1	0	20	21.7
at Georgia	02/18/17	*	36	3-11	.273	1-5	.200	9-11	.818	0	2	2	2.4	1	5	1	0	3	16	21.4
at Mizou	2/21/17	*	38	4-12	.333	1-5	.200	2-2	1.000	0	3	3	2.5	3	3	3	0	0	11	21.1
#13/12 FLORIDA	2/25/17	*	33	9-18	.500	5-7	.714	10-11	.909	1	3	4	2.5	2	5	6	0	0	33	21.5
VANDERBILT	02/28/17	*	35	8-21	.381	2-6	.333	9-10	.900	1	1	2	2.5	1	1	3	0	0	27	21.7
at Texas A&M	3/4/17	*	35	2-10	.200	0-4	.000	2-2	1.000	0	5	5	2.6	1	3	1	0	1	6	21.2
vs Georgia	03/10/17	*	26	1-7	.143	0-1	.000	0-2	.000	0	2	2	2.6	3	1	2	0	1	2	20.6
vs Alabama	03/11/17	*	35	6-14	.429	2-5	.400	6-10	.600	0	4	4	2.6	2	2	3	0	0	20	20.5
Totals			32	1062	.228-498	.458	94-231	.407	128-157	.815	11	75	86	2.6	61	77	12	35	678	20.5

SUPERLATIVES

Season Stats				Career Stats			
10+ points	31	20+ points	18	10+ points	31	20+ points	18
3+ assists	12	3+ steals	4	3+ assists	12	3+ steals	4
10+ rebounds	-	10+ rebounds	-	Double-doubles	-	Double-doubles	-
Double-doubles	-	Dunks	24	Dunks	24		

CAREER STATS

Year	GP-GS	Min-Avg	FG-FGA	Pct	3FG-FGA	Pct	FT-FTA	Pct	Off-Def-Tot-Avg	PF-FO	Ast	TO	Blk	Stl	Pts	Avg
2016-17	33-32	1062-32.2	228-498	.458	94-231	.407	128-157	.815	11-75-86-2.6	61-0	77	72	12	35	678	20.5
TOTAL	33-32	1062-32.2	228-498	.458	94-231	.407	128-157	.815	11-75-86-2.6	61-0	77	72	12	35	678	20.5



JONNY DAVID

10

Sophomore • Guard • 6-2 • Pittsburgh
Mt. Lebanon • Kinesiology

BIO BLAST

- Scored a career-high five points, making two free throws and a 3-pointer -- his first career field goal -- in two minutes against Texas A&M
- Made his 2016 debut in the final two minutes of the Canisius game
- Appeared in 11 games during his freshman campaign
- SEC Academic Honor Roll member as a freshman
- 1,000-point scorer in high school
- His father was a letterwinner at the University of Pittsburgh while head coach John Calipari was an assistant coach

SEASON AVERAGES

Games played	7
Minutes/game	1.6
Points/game	0.7
FG Pct.	50.0
3FG Pct.	100.0
FT Pct.	50.0
Rebounds/game	
Assists/game	
Turnovers/game	0.4
Assist/turnover ratio	
Steals/game	
Blocks/game	

SEASON HIGHS

Points	5, vs. TEXAS A&M (1/3/17)
FG Made	1, vs. TEXAS A&M (1/3/17)
FG Attempts	1, twice, last vs. TEXAS A&M (1/3/17)
3FG Made	1, vs. TEXAS A&M (1/3/17)
3FG Attempts	1, vs. TEXAS A&M (1/3/17)
FT Made	2, vs. TEXAS A&M (1/3/17)
FT Attempts	2, twice, last vs. TEXAS A&M (1/3/17)
Rebounds	
Assists	
Steals	
Blocks	
Minutes	3, vs. CLEVELAND ST. (11/23/16)

CAREER HIGHS

Points	5, vs. TEXAS A&M (1/3/17)
FG Made	1, vs. TEXAS A&M (1/3/17)
FG Attempts	1, four times, last vs. TEXAS A&M (1/3/17)
3FG Made	1, vs. TEXAS A&M (1/3/17)
3FG Attempts	1, three times, last vs. TEXAS A&M (1/3/17)
FT Made	2, twice, last vs. TEXAS A&M (1/3/17)
FT Attempts	2, three times, last vs. TEXAS A&M (1/3/17)
Rebounds	
Assists	
Steals	
Blocks	
Minutes	3, vs. CLEVELAND ST. (11/23/16)

GAME-BY-GAME

Opponent	Date	gs	min	Total fg-fga	pct	3-Pointers 3fg-fga	pct	Free throws ft-fa	pct	Rebounds off	def	tot	avg	pf	a	t/o	blk	stl	pts	avg
STEPHEN F. AUSTIN	11/11/16	dnp																		
CANISIUS	11/13/16	2	0-0	.000	0-0	.000	0-2	.000	0	0	0	0.0	0	0	0	0	0	0	0.0	
vs #13/13 Michigan State	11/15/16	dnp																		
DUQUESNE	11/20/16	2	0-0	.000	0-0	.000	0-0	.000	0	0	0	0.0	0	0	0	2	0	0	0.0	
CLEVELAND STATE	11/23/16	3	0-1	.000	0-0	.000	0-0	.000	0	0	0	0.0	0	0	0	0	0	0	0.0	
UT MARTIN	11/25/16	1	0-0	.000	0-0	.000	0-0	.000	0	0	0	0.0	0	0	0	1	0	0	0.0	
vs Arizona State	11/28/16	1	0-0	.000	0-0	.000	0-0	.000	0	0	0	0.0	0	0	0	0	0	0	0.0	
#11/9 UCLA	12/3/16	dnp																		
VALPO	12/7/16	dnp																		
vs Hofstra	12/11/16	dnp																		
vs #7/6 North Carolina	12/17/16	dnp																		
at #10/11 Louisville	12/21/16	dnp																		
at Ole Miss	12/29/16	dnp																		
TEXAS A&M	1/3/17	2	1-1	1.000	1-1	1.000	2-2	1.000	0	0	0	0.0	0	0	0	0	0	0	5	0.8
ARKANSAS	1/7/17	0	0-0	.000	0-0	.000	0-0	.000	0	0	0	0.0	0	0	0	0	0	0	0	0.7
at Vanderbilt	1/10/17	dnp																		
AUBURN	1/14/17	dnp																		
at Mississippi State	1/17/17	dnp																		
#24/24 SOUTH CAROLINA	1/21/17	dnp																		
at Tennessee	1/24/17	dnp																		
#2/1 KANSAS	1/28/17	dnp																		
GEORGIA	1/31/17	dnp																		
at #24/23 Florida	2/4/17	dnp																		
LSU	2/7/17	dnp																		
at Alabama	2/11/17	dnp																		
TENNESSEE	2/14/17	dnp																		
at Georgia	02/18/17	dnp																		
at Mizzou	2/21/17	dnp																		
#13/12 FLORIDA	2/25/17	dnp																		
VANDERBILT	02/28/17	dnp																		
at Texas A&M	3/4/17	dnp																		
vs Georgia	03/10/17	dnp																		
vs Alabama	03/11/17	dnp																		
Totals		0	11	1-2	.500	1-1	1.000	2-4	.500	0	0	0	0.0	0	0	3	0	0	5	0.7

SUPERLATIVES

Season Stats		Career Stats	
10+ points	-	10+ points	-
20+ points	-	20+ points	-
3+ assists	-	3+ assists	-
3+ steals	-	3+ steals	-
10+ rebounds	-	10+ rebounds	-
Double-doubles	-	Double-doubles	-
Dunks	-	Dunks	-

CAREER STATS

Year	GP-GS	Min-Avg	FG-FGA	Pct	3FG-FGA	Pct	FT-FTA	Pct	Off-Def-Tot-Avg	PF-FO	Ast	TO	Blk	Stl	Pts	Avg
2015-16	11-0	11-1.0	0-2	.00	0-2	.000	2-2	1.000	0-0-0-0.0	1-0	0	1	0	0	2	0.2
2016-17	7-0	11-1.6	1-2	.500	1-1	1.000	2-4	.500	0-0-0-0.0	0-0	0	3	0	0	5	0.7
TOTAL	18-0	22-1.2	1-4	.250	1-3	.333	4-6	.667	0-0-0-0.0	1-0	0	4	0	0	7	0.4



MYCHAL MULDER

Senior • Guard • 6-4 • Windsor, Ontario
Vincennes University • Communication

11

BIO BLAST

- Has played double-digit minutes in eight of his last 14 appearances, scoring 12 points -- one shy of his career high -- vs. Auburn, and adding nine at Georgia
- Along with fellow seniors Dominique Hawkins and Derek Willis has made key plays early in double-digit comebacks vs. Vanderbilt and at Texas A&M
- Returned to the lineup at Florida after missing the previous four games due to illness-- Knocked down multiple 3-pointers in four consecutive appearances prior to Valpo and had hit at least one 3-pointer in five straight outings played prior to Hofstra
- Scored in double figures in three straight games for the first time in his career (Nov. 20-25)
- Has scored 145 points in 27 games this season after scoring 12 in 24 appearances last year
- Following his performance at Georgia, Coach Cal said of Mulder: "Mychal's playing as well as he's ever played in a Kentucky uniform right now"
- Junior College All-American who averaged 15.7 points and 6.4 rebounds while connecting on 46.3 percent of his field goals from 3-point range at Vincennes
- Well-rounded athlete who also competed in football and track and field in high school
- One of four players on the 2016-17 roster who were born outside of the United States
- Has a 44-inch vertical, the second-best mark on the team (behind Dominique Hawkins)

SEASON AVERAGES

Games played	26
Minutes/game	11.2
Points/game	5.4
FG Pct	42.7
3FG Pct	37.9
FT Pct	92.3
Rebounds/game	1.6
Assists/game	0.3
Turnovers/game	0.4
Assist/turnover ratio	0.8
Steals/game	0.3
Blocks/game	0.2

SEASON HIGHS

Points..... 13, twice, last vs. CLEVELAND ST. (11/23/16)
 FG Made 5, twice, last vs. CLEVELAND ST. (11/23/16)
 FG Attempts 11, vs. DUQUESNE (11/20/16)
 3FG Made 4, vs. UT MARTIN (11/25/16)
 3FG Attempts 8, vs. DUQUESNE (11/20/16)
 FT Made 5, vs. AUBURN (1/14/16)
 FT Attempts 5, vs. AUBURN (1/14/16)
 Rebounds 7, vs. VALPO (12/07/16)
 Assists 2, twice, last vs. AUBURN (1/14/16)
 Steals 2, vs. UT MARTIN (11/25/16)
 Blocks 1, five times, last vs. FLORIDA (2/25/17)
 Minutes 22, vs. CLEVELAND ST. (11/23/16)

CAREER HIGHS

Points..... 13, twice, last vs. CLEVELAND ST. (11/23/16)
 FG Made 5, twice, last vs. CLEVELAND ST. (11/23/16)
 FG Attempts 11, vs. DUQUESNE (11/20/16)
 3FG Made 4, vs. UT MARTIN (11/25/16)
 3FG Attempts 8, vs. DUQUESNE (11/20/16)
 FT Made 5, vs. AUBURN (1/14/16)
 FT Attempts 5, vs. AUBURN (1/14/16)
 Rebounds 8, at LSU (1/5/16)
 Assists 2, three times, last vs. AUBURN (1/14/16)
 Steals 2, vs. UT MARTIN (11/25/16)
 Blocks 1, five times, last vs. FLORIDA (2/25/17)
 Minutes 22, vs. CLEVELAND ST. (11/23/16)

GAME-BY-GAME

Opponent	Date	gs	min	Total		3-Pointers		Free throws		Rebounds			pf	a	t	blk	stl	pts	avg	
				fg	fga	pct	3fg	3fga	pct	ft	fta	pct								off
STEPHEN F. AUSTIN	11/11/16	6	3-4	.750	2-3	.667	0-0	.000	0	0	0	0.0	1	0	0	0	0	8	8.0	
CANISIUS	11/13/16	4	1-2	.500	1-2	.500	0-0	.000	0	0	0	0.0	1	0	0	0	1	3	5.5	
vs #13/13 Michigan State	11/15/16	2	0-1	.000	0-1	.000	0-0	.000	0	0	0	0.0	0	0	0	0	1	0	3.7	
DUQUESNE	11/20/16	20	5-11	.455	3-8	.375	0-0	.000	3	1	4	1.0	1	1	1	1	0	13	6.0	
CLEVELAND STATE	11/23/16	22	5-10	.500	3-7	.429	0-0	.000	2	0	2	1.2	1	0	2	1	0	13	7.4	
UT MARTIN	11/25/16	15	4-5	.800	4-5	.800	0-0	.000	0	2	2	1.3	3	1	0	0	2	12	8.2	
vs Arizona State	11/28/16	11	2-8	.250	2-6	.333	0-0	.000	1	2	3	1.6	0	0	0	0	0	6	7.9	
#11/9 UCLA	12/3/16	dnp	-	-	-	-	-	-	-	-	-	-	-	-	-	-	-	-	-	
VALPO	12/7/16	16	4-10	.400	1-5	.200	0-0	.000	4	3	7	2.3	1	2	0	1	0	9	8.0	
vs Hofstra	12/11/16	15	2-6	.333	0-2	.000	2-2	1.000	1	4	5	2.6	1	0	0	0	0	6	7.8	
vs #7/6 North Carolina	12/17/16	dnp	-	-	-	-	-	-	-	-	-	-	-	-	-	-	-	-	-	
at #10/11 Louisville	12/21/16	9	2-4	.500	2-3	.667	0-0	.000	0	0	0	2.3	0	0	0	0	0	6	7.6	
at Ole Miss	12/29/16	13	1-3	.333	1-3	.333	0-0	.000	0	0	0	2.1	1	0	0	0	1	3	7.2	
TEXAS A&M	1/3/17	8	1-3	.333	1-3	.333	2-2	1.000	1	1	2	2.1	1	0	1	0	0	5	7.0	
ARKANSAS	1/7/17	9	2-3	.667	2-3	.667	0-0	.000	0	1	1	2.0	2	0	0	0	0	6	6.9	
at Vanderbilt	1/10/17	16	1-3	.333	0-2	.000	0-0	.000	0	2	2	2.0	2	0	1	0	0	2	6.6	
AUBURN	1/14/17	15	3-5	.600	1-3	.333	5-5	1.000	0	1	1	1.9	1	2	1	0	0	12	6.9	
at Mississippi State	1/17/17	5	0-1	.000	0-1	.000	0-0	.000	0	1	1	1.9	0	1	0	0	0	0	6.5	
#24/24 SOUTH CAROLINA	1/21/17	dnp	-	-	-	-	-	-	-	-	-	-	-	-	-	-	-	-	-	
at Tennessee	1/24/17	dnp	-	-	-	-	-	-	-	-	-	-	-	-	-	-	-	-	-	
#2/1 KANSAS	1/28/17	dnp	-	-	-	-	-	-	-	-	-	-	-	-	-	-	-	-	-	
GEORGIA	1/31/17	dnp	-	-	-	-	-	-	-	-	-	-	-	-	-	-	-	-	-	
at #24/23 Florida	2/4/17	16	3-6	.500	2-5	.400	0-0	.000	1	0	1	1.8	0	0	0	0	1	8	6.6	
LSU	2/7/17	5	0-2	.000	0-2	.000	0-0	.000	0	0	0	1.7	0	0	1	0	1	0	6.2	
at Alabama	2/11/17	11	1-3	.333	0-1	.000	0-0	.000	1	1	2	1.7	2	0	2	0	0	2	6.0	
TENNESSEE	2/14/17	8	1-3	.333	1-2	.500	0-0	.000	0	4	4	1.9	2	0	0	0	0	3	5.9	
at Georgia	02/18/17	14	3-6	.500	3-6	.500	0-0	.000	1	1	2	1.9	0	0	0	0	0	9	6.0	
at Mizzou	2/21/17	9	1-1	1.000	1-1	1.000	0-0	.000	0	2	2	1.9	1	0	0	0	1	3	5.9	
#13/12 FLORIDA	2/25/17	* 21	1-6	.167	0-3	.000	2-2	1.000	0	0	0	1.8	1	1	2	1	0	4	5.8	
VANDERBILT	02/28/17	* 7	2-3	.667	1-2	.500	0-0	.000	0	0	0	1.7	1	0	0	0	1	5	5.8	
at Texas A&M	3/4/17	10	1-5	.200	1-5	.200	0-0	.000	0	0	0	1.6	2	1	0	0	0	3	5.6	
vs Georgia	03/10/17	10	1-2	.500	1-2	.500	1-2	.500	0	1	1	1.6	0	0	0	0	0	4	5.6	
vs Alabama	03/11/17	6	0-1	.000	0-1	.000	0-0	.000	0	0	0	1.6	1	0	0	0	0	0	5.4	
Totals		2	303	50-117	.427	33-87	.379	12-13	.923	15	27	42	1.6	26	9	11	5	8	145	5.4

SUPERLATIVES

Season Stats		Career Stats	
10+ points	4	10+ points	4
20+ points	-	20+ points	-
3+ assists	-	3+ assists	-
3+ steals	-	3+ steals	-
10+ rebounds	-	10+ rebounds	-
Double-doubles	-	Double-doubles	-
Dunks	6	Dunks	6

CAREER STATS

Year	GP-GS	Min-Avg	FG-FGA	Pct	3FG-FGA	Pct	FT-FTA	Pct	Off-Def-Tot-Avg	PF-FO	Ast	TO	Blk	Stl	Pts	Avg
2015-16	24-0	90-3.8	4-20	.200	2-12	.167	2-2	1.000	9-18-27-1.1	6-0	8	2	0	1	12	0.5
2016-17	27-2	303-11.2	50-117	.427	33-87	.379	12-13	.923	15-27-42-1.6	26-0	9	11	5	8	145	5.4
TOTAL	51-2	393-7.7	54-137	.394	35-99	.354	14-15	.933	24-45-69-1.4	32-0	17	13	5	9	157	3.1



ISAIAH BRISCOE

13

Sophomore • Guard • 6-3 • Newark, N.J.
Roselle Catholic • Undergraduate Studies

BIO BLAST

- SEC Player of the Week (Jan. 2)
- A member the Sports Illustrated All-Glue Team
- Has notched a double-double in four SEC contests
- Leads UK's guards averaging 5.4 rebounds a game - second overall on the team
- Averaged 6.8 rebounds over the last 14 games
- Recorded a career-high 23 points at Vanderbilt and again against Georgia
- Shooting 64.7 percent from the line this year, compared with 46 percent as a freshman
- Posted his first-career triple-double and just the third in school history at Ole Miss. Finished with 19 points, a career-high 11 assists and 10 rebounds
- Followed up his triple-double with a career 3-point-shooting night (3 of 3) in addition to a team-high seven assists against Texas A&M
- Solid all-around game vs. UNC with 10 points, seven rebounds and four assists. Calipari said of his game: "We don't win that game without him on the floor"
- Scored in double figures in 22 of 29 games he's played, leading UK in scoring the first two
- Has posted at least three assists in 23 of his last 28 games

SEASON AVERAGES

Games played	31
Minutes/game	30.2
Points/game	12.9
FG Pct	47.4
3FG Pct	27.8
FT Pct	64.7
Rebounds/game	5.4
Assists/game	4.3
Turnovers/game	2.5
Assist/turnover ratio	1.7
Steals/game	0.8
Blocks/game	0.2

SEASON HIGHS

Points	23, twice, last vs. GEORGIA (1/31/17)
FG Made	10, at Vanderbilt (1/10/17)
FG Attempts	18, twice, last at Vanderbilt (1/10/17)
3FG Made	3, vs. TEXAS A&M (1/3/17)
3FG Attempts	5, vs. UCLA (12/03/16)
FT Made	11, vs. GEORGIA (1/31/17)
FT Attempts	15, vs. GEORGIA (1/31/17)
Rebounds	14, at Tennessee (1/24/17)
Assists	11, at Ole Miss (12/29/16)
Steals	4, vs. DUQUESNE (11/20/16)
Blocks	1, five times, last at Missouri (2/21/17)
Minutes	45, vs. GEORGIA (1/31/17)

CAREER HIGHS

Points	23, twice, last vs. GEORGIA (1/31/17)
FG Made	10, at Vanderbilt (1/10/17)
FG Attempts	18, twice, last at Vanderbilt (1/10/17)
3FG Made	3, vs. TEXAS A&M (1/3/17)
3FG Attempts	5, vs. UCLA (12/03/16)
FT Made	11, vs. GEORGIA (1/31/17)
FT Attempts	15, vs. GEORGIA (1/31/17)
Rebounds	14, at Tennessee (1/24/17)
Assists	11, at Ole Miss (12/29/16)
Steals	4, twice, last vs. DUQUESNE (11/20/16)
Blocks	1, 10 times, last at Missouri (2/21/17)
Minutes	45, vs. GEORGIA (1/31/17)

GAME-BY-GAME

Opponent	Date	gs	min	Total		3-Pointers		Free throws		Rebounds												
				fg-fga	pct	3fg-fga	pct	ft-fa	pct	off	def	tot	avg	pf	a	t/o	blk	stl	pts	avg		
STEPHEN F. AUSTIN	11/11/16	*	31	6-11	.545	1-3	.333	4-7	.571	0	1	1	1.0	2	1	4	0	1	17	17.0		
CANISIUS	11/13/16	*	32	9-13	.692	0-0	.000	3-4	.750	0	5	5	3.0	3	2	1	1	0	21	19.0		
vs #13/13 Michigan State	11/15/16	*	35	8-18	.444	0-3	.000	5-5	1.000	2	2	4	3.3	1	2	1	0	1	21	19.7		
DUQUESNE	11/20/16	*	17	4-10	.400	0-1	.000	5-6	.833	0	3	3	3.3	0	5	3	1	4	13	18.0		
CLEVELAND STATE	11/23/16	dnp	-	-	-	-	-	-	-	-	-	-	-	-	-	-	-	-	-	-		
UT MARTIN	11/25/16	dnp	-	-	-	-	-	-	-	-	-	-	-	-	-	-	-	-	-	-		
vs Arizona State	11/28/16	*	25	7-9	.778	2-2	1.000	4-6	.667	1	3	4	3.4	3	7	1	0	3	20	18.4		
#11/9 UCLA	12/3/16	*	34	4-14	.286	0-5	.000	4-7	.571	1	3	4	3.5	4	3	3	0	0	12	17.3		
VALPO	12/7/16	*	24	4-7	.571	0-1	.000	2-3	.667	0	1	1	3.1	2	2	3	0	2	10	16.3		
vs Hofstra	12/11/16	*	32	8-11	.727	1-2	.500	2-5	.400	1	1	2	3.0	3	6	3	0	0	19	16.6		
vs #7/6 North Carolina	12/17/16	*	38	4-6	.667	1-1	1.000	1-2	.500	3	4	7	3.4	4	4	1	1	0	10	15.9		
at #10/11 Louisville	12/21/16	*	31	1-5	.200	0-0	.000	6-6	1.000	0	5	5	3.6	4	3	1	0	1	8	15.1		
at Ole Miss	12/29/16	*	36	6-14	.429	1-1	1.000	6-6	1.000	3	7	10	4.2	2	11	2	0	1	19	15.5		
TEXAS A&M	1/3/17	*	28	5-9	.556	3-3	1.000	0-0	.000	1	0	1	3.9	3	7	0	0	1	13	15.3		
ARKANSAS	1/7/17	*	36	4-11	.364	0-1	.000	7-9	.778	3	5	8	4.2	2	1	2	0	0	15	15.2		
at Vanderbilt	1/10/17	*	39	10-18	.556	0-1	.000	3-4	.750	2	5	7	4.4	0	5	1	0	23	15.8			
AUBURN	1/14/17	*	25	4-6	.667	2-2	1.000	0-4	.000	1	2	3	4.3	4	5	4	0	1	10	15.4		
at Mississippi State	1/17/17	*	31	4-14	.286	0-3	.000	4-4	1.000	2	2	4	4.3	4	3	2	0	2	12	15.2		
#24/24 SOUTH CAROLINA	1/21/17	*	29	0-2	.000	0-1	.000	0-0	.000	1	2	3	4.2	4	4	7	0	0	0	14.3		
at Tennessee	1/24/17	*	34	5-12	.417	1-2	.500	0-0	.000	3	11	14	4.8	2	5	2	0	1	11	14.1		
#21/1 KANSAS	1/28/17	*	26	4-9	.444	1-2	.500	3-4	.750	3	5	8	4.9	3	6	3	0	0	12	14.0		
GEORGIA	1/31/17	*	45	6-15	.400	0-2	.000	11-15	.733	4	7	11	5.3	3	8	6	0	0	23	14.5		
at #24/23 Florida	2/4/17	*	30	3-10	.300	0-1	.000	0-2	.000	1	2	3	5.1	2	3	4	0	0	6	14.0		
LSU	2/7/17	*	33	4-9	.444	1-3	.333	5-6	.833	1	5	6	5.2	1	3	3	0	1	14	14.0		
at Alabama	2/11/17	*	35	5-11	.455	0-1	.000	1-7	.143	1	10	11	5.4	1	4	4	0	1	11	13.9		
TENNESSEE	2/14/17	*	22	6-10	.600	0-2	.000	0-1	.000	1	3	4	5.4	3	6	1	1	2	12	13.8		
at Georgia	02/18/17	*	24	4-12	.333	0-3	.000	1-1	1.000	3	3	6	5.4	5	2	4	0	0	9	13.6		
at Mizzou	2/21/17	*	23	4-6	.667	0-2	.000	1-3	.333	3	2	5	5.4	5	3	6	1	0	9	13.5		
#13/12 FLORIDA	2/25/17	*	26	3-6	.500	0-0	.000	3-5	.600	1	7	8	5.5	4	2	2	0	0	9	13.3		
VANDERBILT	02/28/17	*	31	3-6	.500	0-1	.000	1-2	.500	3	4	7	5.5	2	6	0	0	0	7	13.1		
at Texas A&M	3/4/17	*	32	3-8	.375	0-2	.000	1-4	.250	1	5	6	5.6	2	8	1	0	0	7	12.9		
vs Georgia	03/10/17	*	34	8-15	.533	1-2	.500	3-6	.500	2	4	6	5.6	3	2	2	0	2	20	13.1		
vs Alabama	03/11/17	*	18	1-3	.333	0-1	.000	4-5	.800	1	0	1	5.4	4	3	1	0	1	6	12.9		
Totals			31	936	147-310	.474	15-54	.278	90-139	.647	49	119	168	5.4	85	132	78	5	25	399	12.9	

SUPERLATIVES

Season Stats	Career Stats
10+ points	22
20+ points	6
3+ assists	23
3+ steals	2
10+ rebounds	4
Double-doubles	4
Dunks	1
10+ points	41
20+ points	7
3+ assists	42
3+ steals	4
10+ rebounds	7
Double-doubles	6
Dunks	2

CAREER STATS

Year	GP-GS	Min-Avg	FG-FGA	Pct	3FG-FGA	Pct	FT-FTA	Pct	Off-Def-Tot-Avg	PF-FO	Ast	TO	Blk	Stl	Pts	Avg
2015-16	34-33	1094-32.2	132-301	.439	5-37	.135	57-124	.460	49-132-181-5.3	96-2	107	66	5	35	326	9.6
2016-17	31-31	936-30.2	147-310	.474	15-54	.278	90-139	.647	49-119-168-5.4	85-2	132	78	5	25	399	12.9
TOTAL	65-64	2030-31.2	279-611	.457	20-91	.220	147-263	.559	98-251-349-5.4	181-4	239	144	10	60	725	11.2



TAI WYNYARD

14

RS Freshman • Forward • 6-10 • Auckland, New Zealand
Rangitoto College • Undergraduate Studies

BIO BLAST

- Has made 15 appearances in his redshirt freshman campaign
- Played a career-high 12 minutes, taking the first steal of his career and adding a block against Georgia
- Scored two points with a rebound and a block in three minutes vs. Arizona State
- Efficient in his four minutes against Cleveland State, scoring four points and grabbing three rebounds
- Made the first basket of his career against Duquesne
- Redshirted after enrolling midyear during the 2015-16 season
- Played for the New Zealand National Team in the FIBA 3-on-3 World Championships for a second straight year this summer
- Was the most valuable player in the 3-on-3 tournament in 2015 when he lead New Zealand to a gold medal
- Was the youngest player to ever make the New Zealand National Team roster
- His father is a world-champion lumberjack who owns more than 150 individual world titles. Tai like his father, also enjoys competing in lumberjack competitions

SEASON AVERAGES

Games played	15
Minutes/game	3.6
Points/game	0.7
FG Pct	83.3
3FG Pct	
FT Pct	33.3
Rebounds/game	0.9
Assists/game	0.1
Turnovers/game	0.1
Assist/turnover ratio	0.5
Steals/game	0.1
Blocks/game	0.2

SEASON HIGHS

Points	4, vs. CLEVELAND ST. (11/23/16)
FG Made	2, vs. CLEVELAND ST. (11/23/16)
FG Attempts	2, vs. CLEVELAND ST. (11/23/16)
3FG Made	
3FG Attempts	
FT Made	1, at Mississippi St. (1/17/17)
FT Attempts	2, at Mississippi St. (1/17/17)
Rebounds	3, vs. CLEVELAND ST. (11/23/16)
Assists	1, vs. UT MARTIN (11/25/16)
Steals	1, vs. GEORGIA (1/31/17)
Blocks	1, three times, last vs. GEORGIA (1/31/17)
Minutes	12, vs. GEORGIA (1/31/17)

CAREER HIGHS

Points	4, vs. CLEVELAND ST. (11/23/16)
FG Made	2, vs. CLEVELAND ST. (11/23/16)
FG Attempts	2, vs. CLEVELAND ST. (11/23/16)
3FG Made	
3FG Attempts	
FT Made	1, at Mississippi St. (1/17/17)
FT Attempts	2, at Mississippi St. (1/17/17)
Rebounds	3, vs. CLEVELAND ST. (11/23/16)
Assists	1, vs. UT MARTIN (11/25/16)
Steals	1, vs. GEORGIA (1/31/17)
Blocks	1, three times, last vs. GEORGIA (1/31/17)
Minutes	12, vs. GEORGIA (1/31/17)

GAME-BY-GAME

Opponent	Date	gs	min	Total		3-Pointers		Free throws		Rebounds			pf	a	t/o	blk	stl	pts	avg	
				fg-fga	pct	3fg-fga	pct	ft-fa	pct	off	def	tot								avg
STEPHEN F. AUSTIN	11/11/16	2		0-0	.000	0-0	.000	0-0	.000	0	0	0	0.0	1	0	0	0	0	0.0	
CANISIUS	11/13/16	3		0-0	.000	0-0	.000	0-0	.000	0	1	1	0.5	0	0	1	0	0	0.0	
vs #13/13 Michigan State	11/15/16	2		0-0	.000	0-0	.000	0-0	.000	0	2	2	1.0	0	0	0	0	0	0.0	
DUQUESNE	11/20/16	3		1-1	1.000	0-0	.000	0-0	.000	0	0	0	0.8	1	0	0	0	2	0.5	
CLEVELAND STATE	11/23/16	4		2-2	1.000	0-0	.000	0-1	.000	1	2	3	1.2	0	0	0	0	4	1.2	
UT MARTIN	11/25/16	3		0-1	.000	0-0	.000	0-0	.000	1	1	2	1.3	0	1	0	0	0	1.0	
vs Arizona State	11/28/16	3		1-1	1.000	0-0	.000	0-0	.000	1	0	1	1.3	0	0	0	1	0	2.1	
#11/9 UCLA	12/3/16	dnp		-	-	-	-	-	-	-	-	-	-	-	-	-	-	-	-	
VALPO	12/7/16	dnp		-	-	-	-	-	-	-	-	-	-	-	-	-	-	-	-	
vs Hofstra	12/11/16	dnp		-	-	-	-	-	-	-	-	-	-	-	-	-	-	-	-	
vs #7/6 North Carolina	12/17/16	dnp		-	-	-	-	-	-	-	-	-	-	-	-	-	-	-	-	
at #10/11 Louisville	12/21/16	dnp		-	-	-	-	-	-	-	-	-	-	-	-	-	-	-	-	
at Ole Miss	12/29/16	2		0-0	.000	0-0	.000	0-0	.000	0	0	0	1.1	1	0	0	0	0	1.0	
TEXAS A&M	1/3/17	4		0-0	.000	0-0	.000	0-0	.000	0	0	0	1.0	2	0	0	0	0	0.9	
ARKANSAS	1/7/17	2		0-0	.000	0-0	.000	0-0	.000	0	0	0	0.9	0	0	0	0	0	0.8	
at Vanderbilt	1/10/17	dnp		-	-	-	-	-	-	-	-	-	-	-	-	-	-	-	-	
AUBURN	1/14/17	dnp		-	-	-	-	-	-	-	-	-	-	-	-	-	-	-	-	
at Mississippi State	1/17/17	5		0-0	.000	0-0	.000	1-2	.500	1	0	1	0.9	1	0	0	1	0	0.8	
#24/24 SOUTH CAROLINA	1/21/17	1		0-0	.000	0-0	.000	0-0	.000	0	0	0	0.8	0	0	0	0	0	0.8	
at Tennessee	1/24/17	dnp		-	-	-	-	-	-	-	-	-	-	-	-	-	-	-	-	
#2/1 KANSAS	1/28/17	dnp		-	-	-	-	-	-	-	-	-	-	-	-	-	-	-	-	
GEORGIA	1/31/17	12		0-0	.000	0-0	.000	0-0	.000	0	2	2	0.9	3	0	1	1	0	0.7	
at #24/23 Florida	2/4/17	7		1-1	1.000	0-0	.000	0-0	.000	1	0	1	0.9	2	0	0	0	2	0.8	
LSU	2/7/17	1		0-0	.000	0-0	.000	0-0	.000	0	0	0	0.9	0	0	0	0	0	0.7	
at Alabama	2/11/17	dnp		-	-	-	-	-	-	-	-	-	-	-	-	-	-	-	-	
TENNESSEE	2/14/17	dnp		-	-	-	-	-	-	-	-	-	-	-	-	-	-	-	-	
at Georgia	02/18/17	dnp		-	-	-	-	-	-	-	-	-	-	-	-	-	-	-	-	
at Mizzou	2/21/17	dnp		-	-	-	-	-	-	-	-	-	-	-	-	-	-	-	-	
#13/12 FLORIDA	2/25/17	dnp		-	-	-	-	-	-	-	-	-	-	-	-	-	-	-	-	
VANDERBILT	02/28/17	dnp		-	-	-	-	-	-	-	-	-	-	-	-	-	-	-	-	
at Texas A&M	3/4/17	dnp		-	-	-	-	-	-	-	-	-	-	-	-	-	-	-	-	
vs Georgia	03/10/17	dnp		-	-	-	-	-	-	-	-	-	-	-	-	-	-	-	-	
vs Alabama	03/11/17	dnp		-	-	-	-	-	-	-	-	-	-	-	-	-	-	-	-	
Totals		0	54	5-6	.833	0-0	.000	1-3	.333	5	8	13	0.9	11	1	2	3	1	11	0.7

SUPERLATIVES

Season Stats	Career Stats
10+ points	-
20+ points	-
3+ blocks	-
3+ steals	-
10+ rebounds	-
Double-doubles	-
Dunks	-

CAREER STATS

Year	GP-GS	Min-Avg	FG-FGA	Pct	3FG-FGA	Pct	FT-FTA	Pct	Off-Def-Tot-Avg	PF-FO	Ast	TO	Blk	Stl	Pts	Avg
2016-17	15-0	54-3.6	5-6	.833	0-0	.000	1-3	.333	5-8-13-0.9	11-0	1	2	3	1	11	0.7
TOTAL	15-0	54-3.6	5-6	.833	0-0	.000	1-3	.333	5-8-13-0.9	11-0	1	2	3	1	11	0.7



ISAAC HUMPHRIES

Sophomore • Forward • 7-0 • Sydney, Australia
La Lumiere School • Communication

15

BIO BLAST

- UK is 23-0 this season in games when he scores
- Made his first start of the season vs. Georgia, pulling down seven boards in that game
- Pulled down at least two rebounds in 23 games this year
- Just missed out on his first career double-double with a career-high-tying nine points and nine rebounds in 11 minutes against Cleveland State
- Had nine points and a team-high eight rebounds against Stephen F. Austin
- Added a team-high and career-best three steals and led UK with three blocks vs. SFA
- Appeared in 22 games as a freshman and made one start
- Had a breakout game at Texas A&M with six points and a career-best 12 points
- Spent the offseason completely transforming his body and is down almost 15 pounds from when he reported as a freshman
- SEC Academic Honor roll member
- Attended a performing arts school while growing up in Australia

SEASON AVERAGES

Games played	33
Minutes/game	8.1
Points/game	2.8
FG Pct	50.6
3FG Pct	
FT Pct	56.5
Rebounds/game	2.9
Assists/game	0.2
Turnovers/game	0.5
Assist/turnover ratio	0.5
Steals/game	0.2
Blocks/game	0.5

SEASON HIGHS

Points..... 9, twice, last vs. CLEVELAND ST. (11/23/16)
FG Made..... 4, twice, last vs. CLEVELAND ST. (11/23/16)
FG Attempts..... 8, vs. SFA (11/11/16)
3FG Made.....
3FG Attempts.....
FT Made...2, four times, last vs. SOUTH CAROLINA (1/21/17)
FT Attempts...4, three times, last vs. ARKANSAS (1/7/17)
Rebounds9, vs. CLEVELAND ST. (11/23/16)
Assists..... 2, vs. UCLA (12/03/16)
Steals..... 3, vs. SFA (11/11/16)
Blocks 3, vs. SFA (11/11/16)
Minutes20, vs. North Carolina (12/17/16)

CAREER HIGHS

Points..... 9, twice, last vs. CLEVELAND ST. (11/23/16)
FG Made..... 4, twice, last vs. CLEVELAND ST. (11/23/16)
FG Attempts..... 8, vs. SFA (11/11/16)
3FG Made.....
3FG Attempts.....
FT Made.....4, vs. ALBANY (11/13/15)
FT Attempts.... 4, four times, last vs. TEXAS A&M (1/3/17)
Rebounds 12, at Texas A&M (2/20/16)
Assists..... 2, vs. UCLA (12/03/16)
Steals.....3, vs. SFA (11/11/16)
Blocks4, vs. GEORGIA (2/9/16)
Minutes 27, at UCLA (12/3/15)

GAME-BY-GAME

Opponent	Date	gs	min	Total		3-Pointers		Free throws		Rebounds			pf	a	t/o	blk	stl	pts	avg	
				fg-fga	pct	3fg-fga	pct	ft-fa	pct	off	def	tot								avg
STEPHEN F. AUSTIN	11/11/16	19	4-8	.500	0-0	.000	1-2	.500	4	4	8	8.0	0	1	1	3	3	9	9.0	
CANISIUS	11/13/16	7	3-4	.750	0-0	.000	0-0	.000	3	1	4	6.0	3	0	1	0	0	6	7.5	
vs #13/13 Michigan State	11/15/16	13	0-3	.000	0-0	.000	0-0	.000	1	4	5	5.7	2	1	1	1	2	0	5.0	
DUQUESNE	11/20/16	10	1-2	.500	0-0	.000	0-0	.000	1	2	3	5.0	1	0	0	0	0	2	4.3	
CLEVELAND STATE	11/23/16	11	4-6	.667	0-0	.000	1-1	1.000	5	4	9	5.8	3	1	2	0	0	9	5.2	
UT MARTIN	11/25/16	12	3-5	.600	0-0	.000	1-1	1.000	2	1	3	5.3	2	0	0	2	0	7	5.5	
vs Arizona State	11/28/16	8	1-2	.500	0-0	.000	1-2	.500	3	0	3	5.0	1	0	0	2	0	3	5.1	
#11/9 UCLA	12/3/16	8	0-2	.000	0-0	.000	0-0	.000	2	0	2	4.6	2	2	0	2	1	0	4.5	
VALPO	12/7/16	9	1-2	.500	0-0	.000	0-0	.000	1	2	3	4.4	3	0	1	1	0	2	4.2	
vs Hofstra	12/11/16	13	1-4	.250	0-0	.000	1-4	.250	1	2	3	4.3	2	1	0	2	0	3	4.1	
vs #7/6 North Carolina	12/17/16	20	1-3	.333	0-0	.000	0-1	.000	2	3	5	4.4	3	0	1	0	0	2	3.9	
at #10/11 Louisville	12/21/16	5	0-0	.000	0-0	.000	0-0	.000	0	0	0	4.0	1	0	0	0	0	0	3.6	
at Ole Miss	12/29/16	4	0-0	.000	0-0	.000	2-2	1.000	0	3	3	3.9	0	0	1	1	0	2	3.5	
TEXAS A&M	1/3/17	13	3-6	.500	0-0	.000	2-4	.500	2	4	6	4.1	4	1	0	0	0	8	3.8	
ARKANSAS	1/7/17	7	1-1	1.000	0-0	.000	2-4	.500	2	2	4	4.1	0	0	0	0	0	4	3.8	
at Vanderbilt	1/10/17	8	1-4	.250	0-0	.000	0-0	.000	4	3	7	4.3	2	0	0	0	0	2	3.7	
AUBURN	1/14/17	5	2-2	1.000	0-0	.000	0-0	.000	1	0	1	4.1	1	0	1	0	0	4	3.7	
at Mississippi State	1/17/17	10	2-5	.400	0-0	.000	0-0	.000	2	0	2	3.9	5	0	0	0	0	4	3.7	
#24/24 SOUTH CAROLINA	1/21/17	10	2-2	1.000	0-0	.000	2-2	1.000	2	2	4	3.9	3	0	1	2	0	6	3.8	
at Tennessee	1/24/17	5	0-0	.000	0-0	.000	0-0	.000	0	0	0	3.8	1	0	0	0	0	0	3.7	
#2/1 KANSAS	1/28/17	4	0-0	.000	0-0	.000	0-0	.000	0	0	0	3.6	2	0	1	1	0	0	3.5	
GEORGIA	1/31/17	13	2-5	.400	0-0	.000	0-0	.000	4	3	7	3.7	3	0	1	0	0	4	3.5	
at #24/23 Florida	2/4/17	3	0-0	.000	0-0	.000	0-0	.000	0	1	1	3.6	0	1	0	0	0	0	3.3	
LSU	2/7/17	8	1-1	1.000	0-0	.000	0-0	.000	2	2	4	3.6	4	0	1	1	0	2	3.3	
at Alabama	2/11/17	8	2-3	.667	0-0	.000	0-0	.000	1	1	2	3.6	4	0	0	0	0	4	3.3	
TENNESSEE	2/14/17	8	1-2	.500	0-0	.000	0-0	.000	0	2	2	3.5	0	0	0	0	0	2	3.3	
at Georgia	02/18/17	4	0-0	.000	0-0	.000	0-0	.000	0	0	0	3.4	1	0	0	0	0	0	3.1	
at Mizzou	2/21/17	6	1-3	.333	0-0	.000	0-0	.000	0	0	0	3.3	0	0	0	0	0	2	3.1	
#13/12 FLORIDA	2/25/17	4	1-1	1.000	0-0	.000	0-0	.000	0	0	0	3.1	0	0	0	0	0	2	3.1	
VANDERBILT	02/28/17	3	0-0	.000	0-0	.000	0-0	.000	1	1	2	3.1	0	0	0	0	0	0	3.0	
at Texas A&M	3/4/17	4	1-1	1.000	0-0	.000	0-0	.000	0	1	1	3.0	0	0	0	0	0	2	2.9	
vs Georgia	03/10/17	5	0-0	.000	0-0	.000	0-0	.000	1	1	2	3.0	1	0	1	0	0	0	2.8	
vs Alabama	03/11/17	1	0-0	.000	0-0	.000	0-0	.000	0	1	1	2.9	0	0	1	0	0	0	2.8	
Totals		1	268	39-77	.506	0-0	.000	13-23	.565	47	50	97	2.9	54	8	15	18	6	91	2.8

SUPERLATIVES

Season Stats	Career Stats
10+ points	-
20+ points	-
3+ blocks	2
3+ steals	1
10+ rebounds	1
Double-doubles	-
Dunks	5

CAREER STATS

Year	GP-GS	Min-Avg	FG-FGA	Pct	3FG-FGA	Pct	FT-FTA	Pct	Off-Def-Tot-Avg	PF-FO	Ast	TO	Blk	Stl	Pts	Avg
2015-16	23-1	210-9.1	16-41	.390	0-0	.000	11-15	.733	20-36-56-2.4	46-2	2	10	16	2	43	1.9
2016-17	33-1	268-8.1	39-77	.506	0-0	.000	13-23	.565	47-50-97-2.9	54-1	8	15	18	6	91	2.8
TOTAL	56-2	478-8.5	55-118	.466	0-0	.000	24-38	.632	67-86-153-2.7	100-3	10	25	34	8	134	2.4



BRAD CALIPARI

Freshman • Guard • 6-0 • Franklin Lakes, N.J.
MacDuffie School • Business-Marketing

20

BIO BLAST

- Made a 3-pointer in two straight appearances vs. Arizona State and Valparaiso
- Played a career-high eight minutes vs. Cleveland State and registered his first career block
- Made his UK debut in the final two minutes of the Stephen F. Austin game
- Scored his first career points -- two free throws -- vs. Canisius
- Had five points and a rebound in the exhibition win over Asbury
- Scored six points off a pair of 3-pointers in the exhibition win vs. Clarion
- Played 35 minutes and scored three points in the Blue-White Game
- Spent the last two seasons at MacDuffie after starting his high school career at Lexington Christian Academy
- Developed into a sharpshooter during his final season at MacDuffie, where he shot a team-high 47 percent from behind the 3-point line
- Averaged 15.3 points, 3.6 assists and 2.6 rebounds per game as a senior
- Finished his career as a 1,000-point scorer
- Aspires to be a coach one day

SEASON AVERAGES

Games played	14
Minutes/game	3.1
Points/game	0.6
FG Pct	15.4
3FG Pct	16.7
FT Pct	40.0
Rebounds/game	0.2
Assists/game	0.1
Turnovers/game	0.1
Assist/turnover ratio	0.5
Blocks/game	0.1

SEASON HIGHS

Points	3, twice, last vs. VALPO (12/07/16)
FG Made	1, twice, last vs. VALPO (12/07/16)
FG Attempts	3, vs. Arizona St. (11/28/16)
FG Made	1, twice, last vs. VALPO (12/07/16)
3FG Attempts	3, vs. CLEVELAND ST. (11/23/16)
FT Made	2, vs. CANISIUS (11/13/16)
FT Attempts	3, vs. CANISIUS (11/13/16)
Rebounds	1, three times, last last vs. TEXAS A&M (1/3/17)
Assists	1, vs. Arizona St. (11/28/16)
Steals	
Blocks	1, vs. CLEVELAND ST. (11/23/16)
Minutes	8, vs. CLEVELAND ST. (11/23/16)

CAREER HIGHS

Points	3, twice, last vs. VALPO (12/07/16)
FG Made	1, twice, last vs. VALPO (12/07/16)
FG Attempts	3, vs. Arizona St. (11/28/16)
FG Made	1, twice, last vs. VALPO (12/07/16)
3FG Attempts	3, vs. CLEVELAND ST. (11/23/16)
FT Made	2, vs. CANISIUS (11/13/16)
FT Attempts	3, vs. CANISIUS (11/13/16)
Rebounds	1, twice, last vs. Arizona St. (11/28/16)
Rebounds	1, three times, last last vs. TEXAS A&M (1/3/17)
Steals	
Blocks	1, vs. CLEVELAND ST. (11/23/16)
Minutes	8, vs. CLEVELAND ST. (11/23/16)

GAME-BY-GAME

Opponent	Date	gs	min	Total		3-Pointers		Free throws		Rebounds				pf	a	t/o	blk	stl	pts	avg
				fg-fga	pct	3fg-fga	pct	ft-fa	pct	off	def	tot	avg							
STEPHEN F. AUSTIN	11/11/16	2	0-0	.000	0-0	.000	0-0	.000	0	0	0	0.0	0	0	0	0	0	0	0.0	
CANISIUS	11/13/16	3	0-0	.000	0-0	.000	2-3	.667	0	0	0	0.0	0	0	1	0	0	2	1.0	
vs #13/13 Michigan State	11/15/16	2	0-1	.000	0-1	.000	0-0	.000	0	0	0	0.0	0	0	0	0	0	0	0.7	
DUQUESNE	11/20/16	3	0-0	.000	0-0	.000	0-0	.000	0	1	1	0.3	0	0	0	0	0	0	0.5	
CLEVELAND STATE	11/23/16	8	0-3	.000	0-3	.000	0-0	.000	0	0	0	0.2	0	0	1	1	0	0	0.4	
UT MARTIN	11/25/16	5	0-2	.000	0-2	.000	0-2	.000	0	0	0	0.2	1	0	0	0	0	0	0.3	
vs Arizona State	11/28/16	4	1-3	.333	1-2	.500	0-0	.000	0	1	1	0.3	1	0	0	0	3	0.7		
#11/9 UCLA	12/3/16	dnp	-	-	-	-	-	-	-	-	-	-	-	-	-	-	-	-	-	
VALPO	12/7/16	3	1-2	.500	1-2	.500	0-0	.000	0	0	0	0.3	0	0	0	0	0	3	1.0	
vs Hofstra	12/11/16	3	0-1	.000	0-1	.000	0-0	.000	0	0	0	0.2	2	0	0	0	0	0	0.9	
vs #7/6 North Carolina	12/17/16	dnp	-	-	-	-	-	-	-	-	-	-	-	-	-	-	-	-	-	
at #10/11 Louisville	12/21/16	dnp	-	-	-	-	-	-	-	-	-	-	-	-	-	-	-	-	-	
at Ole Miss	12/29/16	1	0-0	.000	0-0	.000	0-0	.000	0	0	0	0.2	0	0	0	0	0	0	0.8	
TEXAS A&M	1/3/17	5	0-1	.000	0-1	.000	0-0	.000	1	0	1	0.3	0	0	0	0	0	0	0.7	
ARKANSAS	1/7/17	2	0-0	.000	0-0	.000	0-0	.000	0	0	0	0.3	0	0	0	0	0	0	0.7	
at Vanderbilt	1/10/17	dnp	-	-	-	-	-	-	-	-	-	-	-	-	-	-	-	-	-	
AUBURN	1/14/17	dnp	-	-	-	-	-	-	-	-	-	-	-	-	-	-	-	-	-	
at Mississippi State	1/17/17	dnp	-	-	-	-	-	-	-	-	-	-	-	-	-	-	-	-	-	
#24/24 SOUTH CAROLINA	1/21/17	1	0-0	.000	0-0	.000	0-0	.000	0	0	0	0.2	0	0	0	0	0	0	0.6	
at Tennessee	1/24/17	dnp	-	-	-	-	-	-	-	-	-	-	-	-	-	-	-	-	-	
#2/1 KANSAS	1/28/17	dnp	-	-	-	-	-	-	-	-	-	-	-	-	-	-	-	-	-	
GEORGIA	1/31/17	dnp	-	-	-	-	-	-	-	-	-	-	-	-	-	-	-	-	-	
at #24/23 Florida	2/4/17	dnp	-	-	-	-	-	-	-	-	-	-	-	-	-	-	-	-	-	
LSU	2/7/17	dnp	-	-	-	-	-	-	-	-	-	-	-	-	-	-	-	-	-	
at Alabama	2/11/17	dnp	-	-	-	-	-	-	-	-	-	-	-	-	-	-	-	-	-	
TENNESSEE	2/14/17	2	0-0	.000	0-0	.000	0-0	.000	0	0	0	0.2	0	0	0	0	0	0	0.6	
at Georgia	02/18/17	dnp	-	-	-	-	-	-	-	-	-	-	-	-	-	-	-	-	-	
at Mizzou	2/21/17	dnp	-	-	-	-	-	-	-	-	-	-	-	-	-	-	-	-	-	
#13/12 FLORIDA	2/25/17	dnp	-	-	-	-	-	-	-	-	-	-	-	-	-	-	-	-	-	
VANDERBILT	02/28/17	dnp	-	-	-	-	-	-	-	-	-	-	-	-	-	-	-	-	-	
at Texas A&M	3/4/17	dnp	-	-	-	-	-	-	-	-	-	-	-	-	-	-	-	-	-	
vs Georgia	03/10/17	dnp	-	-	-	-	-	-	-	-	-	-	-	-	-	-	-	-	-	
vs Alabama	03/11/17	dnp	-	-	-	-	-	-	-	-	-	-	-	-	-	-	-	-	-	
Totals		0	44	2-13	.154	2-12	.167	2-5	.400	1	2	3	0.2	3	1	2	1	0	8	0.6

SUPERLATIVES

Season Stats	Career Stats
10+ points	-
20+ points	-
3+ assists	-
3+ steals	-
10+ rebounds	-
Double-doubles	-
Dunks	-

CAREER STATS

Year	GP-GS	Min-Avg	FG-FGA	Pct	3FG-FGA	Pct	FT-FTA	Pct	Off-Def-Tot-Avg	PF-FO	Ast	TO	Blk	Stl	Pts	Avg
2016-17	14-0	44-3.1	2-13	.154	2-12	.167	2-5	.400	1-2-3-0.2	3-0	1	2	1	0	8	0.6
TOTAL	14-0	44-3.1	2-13	.154	2-12	.167	2-5	.400	1-2-3-0.2	3-0	1	2	1	0	8	0.6



DOMINIQUE HAWKINS

25

Senior • Guard • 6-0 • Richmond, Ky.
Madison Central • Communication

BIO BLAST

- Averaging 5.8 ppg over the last eight games, including scoring five or more in 10 of 17
- Boasts a team-best 4.1 assist-to-turnover ratio
- Has posted 62 assists as a senior after combining for 39 assists in his first three seasons
- Appeared in a team-high 116 career games with 13 starts
- Served as the spark in the comeback win at Texas A&M with eight first-half points. He also added three assists and a pair of steals
- Had a season-best game with 10 points, the second double-figure game of his career vs. Tennessee in Rupp Arena. Also had four rebounds and two assists. Followed that with nine points and two steals at UGA
- Following the game vs. Tennessee, Calipari said of him: "He's like Old Reliable. You know you can go to him"
- Posted five or more points in five straight games prior to the UNC game when he was held scoreless. Has scored four or more in 11 of the last 15 games
- Interned with the University Campus PR department this summer
- Registered a career-high nine assists in a then career-high 32 minutes against UT Martin
- Set career highs in points, field-goal percentage, free throws made, 3-point field goals made and blocks as a junior

SEASON AVERAGES

Games played	33
Minutes/game	18.8
Points/game	3.9
FG Pct	34.5
3FG Pct	27.1
FT Pct	82.6
Rebounds/game	1.7
Assists/game	1.9
Turnovers/game	0.5
Assist/turnover ratio	4.1
Steals/game	0.8

SEASON HIGHS

Points	10, vs. TENNESSEE (2/14/17)
FG Made	3, three times, last at Texas A&M (3/4/17)
FG Attempts	6, three times, last at Texas A&M (3/4/17)
3FG Made	2, twice, last vs. TENNESSEE (2/14/17)
3FG Attempts	4, vs. TENNESSEE (2/14/17)
FT Made	5 vs. Georgia (3/10/17)
FT Attempts	6 vs. Georgia (3/10/17)
Rebounds	6, vs. FLORIDA (2/25/17)
Assists	9, vs. UT MARTIN (11/25/16)
Steals	2, seven times, last vs. Georgia (3/10/17)
Blocks	
Minutes	37, vs. FLORIDA (2/25/17)

CAREER HIGHS

Points	13, vs. LOUISVILLE (12/26/15)
FG Made	3, six times, last at Texas A&M (3/4/17)
FG Attempts	8, vs. MONTANA ST. (11/23/14)
3FG Made	3, vs. LOUISVILLE (12/26/15)
3FG Attempts	4, twice, last vs. TENNESSEE (2/14/17)
FT Made	5, twice, vs. Georgia (3/10/17)
FT Attempts	7, vs. ILLINOIS ST. (11/30/15)
Rebounds	6, vs. FLORIDA (2/25/17)
Assists	9, vs. UT MARTIN (11/25/16)
Steals	2, nine times, last vs. Georgia (3/10/17)
Blocks	1, five times, last at Florida (3/1/16)
Minutes	37, vs. FLORIDA (2/25/17)

GAME-BY-GAME

Opponent	Date	gs	min	Total		3-Pointers		Free throws		Rebounds					pf	a	t/o	blk	stl	pts	avg
				fg-fga	pct	3fg-fga	pct	ft-fta	pct	off	def	tot	avg								
STEPHEN F. AUSTIN	11/11/16		17	0-1	.000	0-0	.000	1-2	.500	0	0	0	0.0	2	3	1	0	0	1	1.0	
CANISUS	11/13/16		15	1-2	.500	0-1	.000	0-0	.000	1	0	1	0.5	3	1	0	0	2	2	1.5	
vs #13/13 Michigan State	11/15/16		13	1-3	.333	0-2	.000	1-2	.500	1	1	2	1.0	1	2	0	1	1	3	2.0	
DUQUESNE	11/20/16		20	1-5	.200	0-2	.000	0-0	.000	2	1	3	1.5	1	4	0	0	0	2	2.0	
CLEVELAND STATE	11/23/16	*	6	0-0	.000	0-0	.000	0-0	.000	0	1	1	1.4	1	0	0	0	1	0	1.6	
UT MARTIN	11/25/16	*	32	1-5	.200	0-2	.000	4-4	1.000	2	2	4	1.8	0	9	1	0	1	6	2.3	
vs Arizona State	11/28/16		17	2-5	.400	1-3	.333	2-2	1.000	0	3	3	2.0	1	3	0	0	0	7	3.0	
#11/9 UCLA	12/3/16		16	2-4	.500	1-2	.500	0-0	.000	0	1	1	1.9	2	0	0	0	0	5	3.3	
VALPO	12/7/16		26	2-5	.400	2-3	.667	0-0	.000	2	1	3	2.0	1	4	1	0	1	6	3.6	
vs Hofstra	12/11/16		14	1-3	.333	1-2	.500	2-2	1.000	1	0	1	1.9	4	3	0	0	1	5	3.7	
vs #7/6 North Carolina	12/17/16		9	0-0	.000	0-0	.000	0-0	.000	0	2	2	1.9	2	2	0	0	0	0	3.4	
at #10/11 Louisville	12/21/16		17	0-2	.000	0-1	.000	0-0	.000	1	0	1	1.8	1	1	0	0	0	0	2.8	
at Ole Miss	12/29/16		14	0-3	.000	0-1	.000	0-0	.000	0	0	0	1.7	3	1	0	0	0	0	3.1	
TEXAS A&M	1/3/17		20	2-3	.667	1-2	.500	1-1	1.000	0	0	0	1.6	1	1	0	0	2	6	3.1	
ARKANSAS	1/7/17		15	1-4	.250	0-2	.000	0-0	.000	0	2	2	1.6	2	1	1	0	0	2	3.0	
at Vanderbilt	1/10/17		9	0-0	.000	0-0	.000	0-0	.000	0	0	0	1.5	3	0	1	0	0	0	2.8	
AUBURN	1/14/17		19	2-2	1.000	1-1	1.000	1-2	.500	0	1	1	1.5	1	1	1	0	0	6	3.0	
at Mississippi State	1/17/17		16	2-3	.667	1-1	1.000	0-0	.000	2	0	2	1.5	1	0	0	0	0	5	3.1	
#24/24 SOUTH CAROLINA	1/21/17		28	1-4	.250	0-1	.000	3-3	1.000	0	3	3	1.6	4	7	2	0	1	5	3.2	
at Tennessee	1/24/17		15	0-1	.000	0-1	.000	0-0	.000	0	1	1	1.6	2	0	0	0	0	0	3.1	
#2/1 KANSAS	1/28/17		17	2-4	.500	0-1	.000	1-1	1.000	1	3	4	1.7	1	1	0	0	0	5	3.1	
GEORGIA	1/31/17		25	1-5	.200	0-2	.000	2-2	1.000	0	1	1	1.6	1	1	0	0	0	4	3.2	
at #24/23 Florida	2/4/17	*	21	0-4	.000	0-2	.000	4-4	1.000	0	0	0	1.6	1	0	3	0	1	4	3.2	
LSU	2/7/17		15	2-5	.400	0-1	.000	0-0	.000	3	1	4	1.7	1	2	0	0	1	4	3.3	
at Alabama	2/11/17		14	2-3	.667	0-1	.000	1-2	.500	0	0	0	1.6	4	3	0	0	2	5	3.3	
TENNESSEE	2/14/17		24	3-6	.500	2-4	.500	2-2	1.000	2	2	4	1.7	1	2	1	0	0	10	3.6	
at Georgia	02/18/17		21	3-5	.600	1-2	.500	2-2	1.000	0	0	0	1.6	5	0	0	0	2	9	3.8	
at Mizzou	2/21/17		19	0-1	.000	0-1	.000	2-4	.500	0	1	1	1.6	3	0	0	0	1	2	3.7	
#13/12 FLORIDA	2/25/17		37	1-6	.167	0-0	.000	1-2	.500	3	3	6	1.8	3	4	1	0	2	3	3.7	
VANDERBILT	02/28/17	*	21	1-3	.333	0-1	.000	0-0	.000	0	2	2	1.8	1	1	1	0	1	2	3.6	
at Texas A&M	3/4/17		18	3-6	.500	1-3	.333	1-1	1.000	0	0	0	1.7	4	3	1	0	2	8	3.8	
vs Georgia	03/10/17		23	0-7	.000	0-2	.000	5-6	.833	1	1	2	1.7	2	1	0	0	2	5	3.8	
vs Alabama	03/11/17		29	2-3	.667	1-1	1.000	2-2	1.000	0	0	0	1.7	4	1	0	0	1	7	3.9	
Totals			4	622	39-113	.345	13-48	.271	38-46	.826	22	33	55	1.7	67	62	15	0	25	129	3.9

SUPERLATIVES

Season Stats	Career Stats
10+ points	1
20+ points	-
3+ assists	10
3+ steals	-
10+ rebounds	-
Double-doubles	-
Dunks	2
10+ points	2
20+ points	-
3+ assists	14
3+ steals	-
10+ rebounds	-
Double-doubles	-
Dunks	4

CAREER STATS

Year	GP-GS	Min-Avg	FG-FGA	Pct	3FG-FGA	Pct	FT-FTA	Pct	Off-Def-Tot-Avg	PF-FO	Ast	TO	Blk	Stl	Pts	Avg
2013-14	33-0	283-8.6	9-31	.290	2-16	.125	5-13	.385	7-16-23-0.7	37-0	12	6	1	4	25	0.8
2014-15	23-9	163-7.1	10-35	.286	5-21	.238	4-10	.400	3-13-16-0.7	14-0	14	5	1	7	29	1.3
2015-16	27-0	249-9.2	17-46	.370	8-29	.276	19-25	.760	13-9-22-0.8	30-0	13	6	3	6	61	2.3
2016-17	33-4	622-18.8	39-113	.345	13-48	.271	38-46	.826	22-33-55-1.7	67-1	62	15	0	25	129	3.9
TOTAL	116-13	1317-11.4	75-225	.333	28-114	.246	66-94	.702	45-71-116-1.0	148-1	101	32	5	42	244	2.1



DILLON PULLIAM

30

RS Sophomore • Guard • 6-3 • Cynthiana, Ky.
Transylvania University • Computer Engineering

BIO BLAST

- Logged a rebound and an assist in the win over Duquesne
- Made his UK debut playing the final two minutes of the Canisius game
- Sat out the 2015-16 season due to NCAA transfer rules
- Played his freshman season at Transylvania University where he averaged 4.8 points and 3.4 rebounds per game
- SEC Academic Honor Roll member
- Took a mission trip to Belize this summer with Sports Reach

SEASON AVERAGES

Games played	6
Minutes/game	1.3
Points/game	0.0
FG Pct.	0.0
3FG Pct.	0.0
FT Pct.	0.0
Rebounds/game	0.2
Assists/game	0.2
Turnovers/game	0.2
Assist/turnover ratio	1.0
Steals/game	0.0
Blocks/game	0.0

SEASON HIGHS

Points	0
FG Made	0
FG Attempts	1, vs. Arizona St. (11/28/16)
3FG Made	0
3FG Attempts	0
FT Made	0
FT Attempts	0
Rebounds	1, vs. DUQUESNE (11/20/16)
Assists	1, vs. DUQUESNE (11/20/16)
Steals	0
Blocks	0
Minutes	2, three times, last vs. TEXAS A&M (1/3/7)

CAREER HIGHS

Points	0
FG Made	0
FG Attempts	1, vs. Arizona St. (11/28/16)
3FG Made	0
3FG Attempts	0
FT Made	0
FT Attempts	0
Rebounds	1, vs. DUQUESNE (11/20/16)
Assists	1, vs. DUQUESNE (11/20/16)
Steals	0
Blocks	0
Minutes	2, three times, last vs. TEXAS A&M (1/3/7)

GAME-BY-GAME

Opponent	Date	gs	min	Total fg-fga	pct	3fg-fga	pct	Free throws ft-fa	pct	Rebounds off	def	tot	avg	pf	a	t/o	blk	stl	pts	avg
STEPHEN F. AUSTIN	11/11/16	dnp																		
CANISIUS	11/13/16	2	0-0	.000	0-0	.000	0-0	.000	0	0	0	0.0	0	0	0	0	0	0	0	0.0
vs #13/13 Michigan State	11/15/16	dnp																		
DUQUESNE	11/20/16	2	0-0	.000	0-0	.000	0-0	.000	0	1	1	0.5	0	1	1	0	0	0	0	0.0
CLEVELAND STATE	11/23/16	dnp																		
UT MARTIN	11/25/16	1	0-0	.000	0-0	.000	0-0	.000	0	0	0	0.3	0	0	0	0	0	0	0	0.0
vs Arizona State	11/28/16	1	0-1	.000	0-0	.000	0-0	.000	0	0	0	0.3	0	0	0	0	0	0	0	0.0
#11/9 UCLA	12/3/16	dnp																		
VALPO	12/7/16	dnp																		
vs Hofstra	12/11/16	dnp																		
vs #7/6 North Carolina	12/17/16	dnp																		
at #10/11 Louisville	12/21/16	dnp																		
at Ole Miss	12/29/16	dnp																		
TEXAS A&M	1/3/17	2	0-0	.000	0-0	.000	0-0	.000	0	0	0	0.2	0	0	0	0	0	0	0	0.0
ARKANSAS	1/7/17	0	0-0	.000	0-0	.000	0-0	.000	0	0	0	0.2	0	0	0	0	0	0	0	0.0
at Vanderbilt	1/10/17	dnp																		
AUBURN	1/14/17	dnp																		
at Mississippi State	1/17/17	dnp																		
#24/24 SOUTH CAROLINA	1/21/17	dnp																		
at Tennessee	1/24/17	dnp																		
#2/1 KANSAS	1/28/17	dnp																		
GEORGIA	1/31/17	dnp																		
at #24/23 Florida	2/4/17	dnp																		
LSU	2/7/17	dnp																		
at Alabama	2/11/17	dnp																		
TENNESSEE	2/14/17	dnp																		
at Georgia	02/18/17	dnp																		
at Missouri	2/21/17	dnp																		
#13/12 FLORIDA	2/25/17	dnp																		
VANDERBILT	02/28/17	dnp																		
at Texas A&M	3/4/17	dnp																		
vs Georgia	03/10/17	dnp																		
vs Alabama	03/11/17	dnp																		
Totals		0	8	0-1	.000	0-0	.000	0-0	.000	0	1	1	0.2	0	1	1	0	0	0	0.0

SUPERLATIVES

Season Stats	Career Stats
10+ points	-
20+ points	-
3+ assists	-
3+ steals	-
10+ rebounds	-
Double-doubles	-
Dunks	-

CAREER STATS

Year	GP-GS	Min-Avg	FG-FGA	Pct	3FG-FGA	Pct	FT-FTA	Pct	Off-Def-Tot-Avg	PF-FO	Ast	TO	Blk	Stl	Pts	Avg
2016-17	6-0	8-1.3	0-1	.000	0-0	.000	0-0	.000	0-1-1-0.2	0-0	1	1	0	0	0	0.0
TOTAL	6-0	8-1.3	0-1	.000	0-0	.000	0-0	.000	0-1-1-0.2	0-0	1	1	0	0	0	0.0



WENYEN GABRIEL

32

Freshman • Forward • 6-9 • Manchester, N.H.
Wilbraham & Monson Academy • Undergraduate Studies

BIO BLAST

- Had a career-high 23 points, tying his personal bests for 3-pointers made (three) and free throws made (six) to go along with eight rebounds vs. LSU
- Averaging 5.3 rebounds for the season, third on the team
- Has grabbed at least four rebounds in 24 of his last 31 games
- Pulled down a career-high 16 rebounds against Auburn, the most by a Wildcat since Julius Randle had 16 vs. LSU on March 14, 2014
- Followed that up with 13 points on a perfect 5 of 5 from the floor, including a career-high three 3s and eight rebounds, at Mississippi State
- After not making multiple 3s in any game through the first 16, knocked down multiple 3s in three straight games (two vs Auburn, three at MSU and vs. South Carolina)
- Blocked a career-high three shots at Mississippi State, at Alabama and vs. Valparaíso
- Had a strong performance vs. Michigan State bringing energy off the bench with three steals, two assists, a block, a dunk in addition to going two of two from the line
- After scoring nine points vs. Clarion, Clarion's head coach said of Gabriel: "I love that kid. That kid, he might be the best one of them all"

GAME-BY-GAME

Opponent	Date	gs	min	Total	fg-fga	pct	3fg-fga	pct	Free throws	ft-fa	pct	Rebounds	off	def	tot	avg	pf	a	t/o	blk	stl	pts	avg
STEPHEN F. AUSTIN	11/11/16	18	5-6	.833	0-1	.000	0-1	.000	0	2	2	2.0	2	0	0	2	10	10.0					
CANISIUS	11/13/16	17	1-4	.250	1-3	.333	0-0	.000	2	1	3	2.5	3	0	0	0	3	6.5					
vs #13/13 Michigan State	11/15/16	24	1-2	.500	0-1	.000	2-2	1.000	3	3	6	3.7	3	2	0	1	3	4	5.7				
DUQUESNE	11/20/16	*	22	3-5	.600	0-1	.000	2-2	1.000	3	3	6	4.3	2	0	1	1	0	8	6.3			
CLEVELAND STATE	11/23/16	26	4-8	.500	1-3	.333	1-3	.333	4	6	10	5.4	4	6	1	1	0	10	7.0				
UT MARTIN	11/25/16	*	28	4-6	.667	1-1	1.000	6-6	1.000	2	4	6	5.5	4	1	2	0	0	15	8.3			
vs Arizona State	11/28/16	*	20	5-11	.455	0-1	.000	0-0	.000	3	4	7	5.7	2	4	1	2	0	10	8.6			
#11/9 UCLA	12/3/16	*	17	1-2	.500	0-1	.000	0-0	.000	5	3	8	6.0	1	0	2	0	0	2	7.8			
VALPO	12/7/16	*	19	1-3	.333	0-1	.000	1-1	1.000	1	5	6	6.0	4	1	2	3	0	3	7.2			
vs Hofstra	12/11/16	13	1-2	.500	0-1	.000	0-0	.000	1	3	4	5.8	3	1	1	0	0	2	6.7				
vs #7/6 North Carolina	12/17/16	*	21	1-3	.333	0-1	.000	2-3	.667	3	3	6	5.8	3	0	2	1	0	4	6.5			
at #10/11 Louisville	12/21/16	*	12	0-2	.000	0-1	.000	2-2	1.000	3	4	7	5.9	3	0	0	2	1	2	6.1			
at Ole Miss	12/29/16	*	14	1-2	.500	0-0	.000	0-0	.000	1	2	3	5.7	3	2	0	2	1	2	5.8			
TEXAS A&M	1/3/17	*	23	1-4	.250	1-2	.500	2-2	1.000	2	2	4	5.6	3	0	0	0	0	5	5.7			
ARKANSAS	1/7/17	*	12	1-2	.500	0-1	.000	1-2	.500	1	3	4	5.5	3	0	2	2	0	3	5.5			
at Vanderbilt	1/10/17	*	22	1-3	.333	0-1	.000	2-4	.500	0	5	5	5.4	3	0	1	1	0	4	5.4			
AUBURN	1/14/17	*	29	2-8	.250	2-3	.667	0-4	.000	5	11	16	6.1	3	0	0	2	1	6	5.5			
at Mississippi State	1/17/17	*	24	5-5	1.000	3-3	1.000	0-1	.000	3	5	8	6.2	3	2	1	3	1	13	5.9			
#24/24 SOUTH CAROLINA	1/21/17	*	27	4-9	.444	3-8	.375	0-0	.000	1	4	5	6.1	1	2	0	1	1	11	6.2			
at Tennessee	1/24/17	*	28	1-6	.167	0-3	.000	0-2	.000	0	9	9	6.3	3	1	2	2	0	2	6.0			
#2/1 KANSAS	1/28/17	*	14	0-3	.000	0-3	.000	0-0	.000	0	2	2	6.0	1	0	1	0	1	0	5.7			
GEORGIA	1/31/17	28	3-8	.375	1-2	.500	0-1	.000	5	1	6	6.0	3	0	0	1	0	7	5.7				
at #24/23 Florida	2/4/17	*	13	2-2	1.000	1-1	1.000	0-2	.000	1	4	5	6.0	5	0	0	1	0	5	5.7			
LSU	2/7/17	*	31	7-11	.636	3-6	.500	6-7	.857	3	5	8	6.1	5	2	1	0	0	23	6.4			
at Alabama	2/11/17	*	29	1-3	.333	0-1	.000	0-0	.000	2	4	6	6.1	4	0	1	3	0	2	6.2			
TENNESSEE	2/14/17	*	10	0-2	.000	0-1	.000	0-0	.000	0	2	2	5.9	1	0	0	2	0	0	6.0			
at Georgia	02/18/17	*	10	1-2	.500	1-2	.500	0-0	.000	1	0	1	5.7	3	0	0	0	0	3	5.9			
at Mizou	2/21/17	*	20	2-5	.400	2-4	.500	0-0	.000	0	5	5	5.7	3	0	3	1	0	6	5.9			
#13/12 FLORIDA	2/25/17	*	19	0-1	.000	0-1	.000	2-2	1.000	0	3	3	5.6	0	1	1	0	0	2	5.8			
VANDERBILT	02/28/17	12	0-3	.000	0-2	.000	0-0	.000	0	0	0	0	5.4	0	0	0	0	0	0	5.6			
at Texas A&M	3/4/17	15	0-2	.000	0-0	.000	2-3	.667	1	5	6	5.5	3	0	0	0	0	2	5.5				
vs Georgia	03/10/17	8	0-2	.000	0-0	.000	0-0	.000	1	2	3	5.4	1	0	0	1	0	0	5.3				
vs Alabama	03/11/17	17	1-2	.500	0-1	.000	0-1	.000	1	3	4	5.3	1	1	1	0	0	2	5.2				
Totals		23	642	60-139	.432	20-61	.328	31-51	.608	58	118	176	5.3	86	26	26	33	11	171	5.2			

SEASON AVERAGES

Games played	33
Minutes/game	19.5
Points/game	5.2
FG Pct	.432
3FG Pct	.328
FT Pct	.608
Rebounds/game	5.3
Assists/game	0.8
Turnovers/game	0.8
Assist/turnover ratio	1.0
Steals/game	0.3
Blocks/game	1.0

SEASON HIGHS

Points	23, vs. LSU (2/7/17)
FG Made	7, vs. LSU (2/7/17)
FG Attempts	11, twice, last vs. LSU (2/7/17)
3FG Made	3, three times, last vs. LSU (2/7/17)
3FG Attempts	8, vs. SOUTH CAROLINA (1/21/17)
FT Made	6, twice, last vs. LSU (2/7/17)
FT Attempts	7, vs. LSU (2/7/17)
Rebounds	16, vs. AUBURN (1/14/16)
Assists	6, vs. CLEVELAND ST. (11/23/16)
Steals	3, vs. Michigan St. (11/15/16)
Blocks	3, three times, last at Alabama (2/11/17)
Minutes	31, vs. LSU (2/7/17)

CAREER HIGHS

Points	23, vs. LSU (2/7/17)
FG Made	7, vs. LSU (2/7/17)
FG Attempts	11, twice, last vs. LSU (2/7/17)
3FG Made	3, three times, last vs. LSU (2/7/17)
3FG Attempts	8, vs. SOUTH CAROLINA (1/21/17)
FT Made	6, twice, last vs. LSU (2/7/17)
FT Attempts	7, vs. LSU (2/7/17)
Rebounds	16, vs. AUBURN (1/14/16)
Assists	6, vs. CLEVELAND ST. (11/23/16)
Steals	3, vs. Michigan St. (11/15/16)
Blocks	3, three times, last at Alabama (2/11/17)
Minutes	31, vs. LSU (2/7/17)

SUPERLATIVES

Season Stats	Career Stats
10+ points	7
20+ points	1
3+ blocks	3
3+ steals	1
10+ rebounds	2
Double-doubles	1
Dunks	5

CAREER STATS

Year	GP-GS	Min-Avg	FG-FGA	Pct	3FG-FGA	Pct	FT-FTA	Pct	Off-Def-Tot-Avg	PF-FO	Ast	TO	Blk	Stl	Pts	Avg
2016-17	33-23	642-19.5	60-139	.432	20-61	.328	31-51	.608	58-118-176-5.3	86-2	26	26	33	11	171	5.2
TOTAL	33-23	642-19.5	60-139	.432	20-61	.328	31-51	.608	58-118-176-5.3	86-2	26	26	33	11	171	5.2



DEREK WILLIS

Senior • Forward • 6-9 • Mt. Washington, Ky.
Bullitt East • Communication

35

BIO BLAST

- Named to the SEC Community Service Team
- Has grabbed at least three rebounds in 18 of the last 21 games
- Averaging 7.0 rebounds in the last seven games
- Led the Wildcats in rebounding with 11 vs. Georgia in the first round of the SEC Tourney and he also had a season-high four blocked shots
- After not blocking a shot for eight straight games, he has totaled 10 rejections over the last three games
- Has hit at least two 3s in three straight games
- Went 4 of 7 from 3-point-range at home vs. Tennessee, starting off 4 of 4
- Has 10 games this season in double-figures scoring, including a season-high 18 against Kansas. Made a season-high five 3s against KU
- Played a career-high 36 minutes vs. Georgia in Rupp, registering a career-high four assists
- Had hit at least one 3-pointer in nine consecutive games prior to the Vandy trip
- Enjoyed a breakout season during his junior campaign where he saw action in 32 games and made 11 starts
- Had career highs in points, points per game, blocks, assists, rebounds, rebounds per game, 3-pointers, field-goal percentage and minutes in 2015-16
- Has Native American heritage from his mother's side of the family

SEASON AVERAGES

Games played	33
Minutes/game	21.1
Points/game	7.0
FG Pct	49.1
3FG Pct	38.9
FT Pct	67.9
Rebounds/game	5.1
Assists/game	0.7
Turnovers/game	0.8
Assist/turnover ratio	1.0
Steals/game	0.6
Blocks/game	1.0

SEASON HIGHS

Points	18, vs. KANSAS (1/28/17)
FG Made	6, three times, last vs. TENNESSEE (2/14/17)
FG Attempts	10, vs. TENNESSEE (2/14/17)
3FG Made	5, vs. KANSAS (1/28/17)
3FG Attempts	7, vs. TENNESSEE (2/14/17)
FT Made	4, vs. SFA (11/11/16)
FT Attempts	4, twice, last vs. SOUTH CAROLINA (1/21/17)
Rebounds	12, at Georgia (2/18/17)
Assists	4, vs. GEORGIA (1/31/17)
Steals	2, four times last, vs. TENNESSEE (2/14/17)
Blocks	4, vs. Georgia (3/10/17)
Minutes	36, vs. GEORGIA (1/31/17)

CAREER HIGHS

Points	25, vs. TENNESSEE (2/18/16)
FG Made	8, vs. TENNESSEE (2/18/16)
FG Attempts	12, vs. TENNESSEE (2/18/16)
3FG Made	7, vs. TENNESSEE (2/18/16)
3FG Attempts	11, vs. TENNESSEE (2/18/16)
FT Made	8, vs. Georgia (3/12/16)
FT Attempts	8, vs. Georgia (3/12/16)
Rebounds	12, three times, last at Georgia (2/18/17)
Assists	4, vs. GEORGIA (1/31/17)
Steals	3, at Kansas (1/30/16)
Blocks	4, three times, last vs. Georgia (3/10/17)
Minutes	36, vs. GEORGIA (1/31/17)

GAME-BY-GAME

Opponent	Date	gs	min	Total		3-Pointers		Free throws		Rebounds				pf	a	t/o	blk	stl	pts	avg	
				fg-fga	pct	3fg-fga	pct	ft-fa	pct	off	def	tot	avg								
STEPHEN F. AUSTIN	11/11/16	*	31	5-7	.714	1-3	.333	4-4	1.000	1	4	5	5.0	1	2	0	3	1	15	15.0	
CANISIUS	11/13/16	*	16	1-2	.500	0-1	.000	0-0	.000	0	2	2	3.5	0	0	1	1	0	2	8.5	
vs #13/13 Michigan State	11/15/16	*	16	0-1	.000	0-0	.000	0-0	.000	0	2	2	3.0	1	3	1	2	0	0	5.7	
DUQUESNE	11/20/16	*	15	1-4	.250	1-4	.250	2-2	1.000	0	3	3	3.0	3	1	0	2	2	5	5.5	
CLEVELAND STATE	11/23/16	*	20	3-6	.500	1-3	.333	0-0	.000	1	4	5	3.4	3	1	1	1	1	7	5.8	
UT MARTIN	11/25/16	*	8	1-3	.333	0-1	.000	0-0	.000	1	0	1	3.0	1	0	0	1	0	2	5.2	
vs Arizona State	11/28/16	*	16	4-6	.667	1-3	.333	2-2	1.000	1	5	6	3.4	1	1	1	1	1	11	6.0	
#11/9 UCLA	12/3/16	*	22	4-7	.571	2-4	.500	1-2	.500	1	3	4	3.5	3	2	0	0	1	11	6.6	
VALPO	12/7/16	*	15	5-9	.556	2-5	.400	0-0	.000	3	1	4	3.6	1	0	2	0	1	12	7.2	
vs Hofstra	12/11/16	*	23	3-7	.429	2-4	.500	0-0	.000	2	6	8	4.0	0	2	0	1	2	8	7.3	
vs #7/6 North Carolina	12/17/16	*	19	1-2	.500	1-2	.500	0-0	.000	0	1	1	3.7	1	0	1	0	1	3	6.9	
at #10/11 Louisville	12/21/16	*	28	2-7	.286	1-5	.200	1-2	.500	3	6	9	4.2	1	1	1	0	1	6	6.8	
at Ole Miss	12/29/16	*	24	3-7	.429	1-4	.250	0-1	.000	2	7	9	4.5	2	1	1	2	0	7	6.8	
TEXAS A&M	1/3/17	*	14	2-7	.286	1-5	.200	0-0	.000	1	2	3	4.4	0	0	1	0	1	5	6.7	
ARKANSAS	1/7/17	*	19	6-8	.750	3-5	.600	0-0	.000	2	3	5	4.5	3	0	0	2	0	15	7.3	
at Vanderbilt	1/10/17	*	22	1-3	.333	0-0	.000	0-0	.000	1	2	3	4.4	2	0	0	0	0	2	6.9	
AUBURN	1/14/17	*	9	1-3	.333	0-0	.000	0-0	.000	0	2	2	4.2	1	0	1	0	0	2	6.6	
at Mississippi State	1/17/17	*	18	5-6	.833	3-4	.750	0-0	.000	0	5	5	4.3	3	0	2	0	0	13	7.0	
#24/24 SOUTH CAROLINA	1/21/17	*	29	4-8	.500	1-3	.333	3-4	.750	1	6	7	4.4	0	1	2	1	0	12	7.3	
at Tennessee	1/24/17	*	22	1-5	.200	0-3	.000	2-3	.667	4	3	7	4.6	3	0	2	2	0	4	7.1	
#2/1 KANSAS	1/28/17	*	25	6-7	.857	5-6	.833	1-2	.500	0	6	6	4.6	1	0	1	2	0	18	7.6	
GEORGIA	1/31/17	*	36	1-4	.250	1-4	.250	0-0	.000	0	5	5	4.6	4	4	0	0	2	3	7.4	
at #24/23 Florida	2/4/17	*	18	1-3	.333	0-1	.000	0-0	.000	0	5	5	4.7	3	0	0	0	1	2	7.2	
LSU	2/7/17	*	14	0-4	.000	0-3	.000	2-2	1.000	1	3	4	4.6	0	1	1	0	0	2	7.0	
at Alabama	2/11/17	*	12	2-3	.667	1-2	.500	0-0	.000	1	3	4	4.6	0	1	0	0	0	5	6.9	
TENNESSEE	2/14/17	*	28	6-10	.600	4-7	.571	0-0	.000	1	2	3	4.5	2	1	0	0	2	16	7.2	
at Georgia	02/18/17	*	30	3-3	1.000	1-1	1.000	0-0	.000	4	8	12	4.8	1	0	2	0	1	7	7.2	
at Mizzou	2/21/17	*	16	2-5	.400	0-3	.000	0-0	.000	0	1	1	4.7	3	0	0	0	0	4	7.1	
#13/12 FLORIDA	2/25/17	*	25	2-4	.500	1-3	.333	0-0	.000	0	9	9	4.8	1	0	2	0	1	5	7.0	
VANDERBILT	02/28/17	*	28	1-4	.250	1-4	.250	0-2	.000	0	8	8	4.9	3	1	0	3	0	3	6.9	
at Texas A&M	3/4/17	*	25	4-7	.571	3-6	.500	0-0	.000	2	4	6	5.0	4	0	1	3	1	11	7.0	
vs Georgia	03/10/17	*	32	2-6	.333	2-6	.333	1-2	.500	1	10	11	5.2	5	0	1	4	0	7	7.0	
vs Alabama	03/11/17	*	20	2-5	.400	2-3	.667	0-0	.000	1	1	2	5.1	2	1	0	1	0	6	7.0	
Totals			10	695	85-173	.491	42-108	.389	19-28	.679	35	132	167	5.1	59	24	25	32	20	231	7.0

SUPERLATIVES

Season Stats	Career Stats
10+ points	10
20+ points	-
3+ blocks	4
3+ assists	2
10+ rebounds	2
Double-doubles	-
Dunks	11
10+ points	21
20+ points	7
3+ blocks	1
3+ assists	3
10+ rebounds	4
Double-doubles	2
Dunks	23

CAREER STATS

Year	GP-GS	Min-Avg	FG-FGA	Pct	3FG-FGA	Pct	FT-FTA	Pct	Off-Def-Tot-Avg	PF-FO	Ast	TO	Blk	Stl	Pts	Avg
2013-14	14-0	39-2.8	3-9	.333	1-6	.167	9-12	.750	1-7-8-0.6	0-0	0	4	0	1	16	1.1
2014-15	19-0	75-3.9	7-18	.389	5-15	.333	6-6	1.000	5-9-14-0.7	5-0	5	8	3	2	25	1.3
2015-16	32-11	596-18.6	81-168	.482	53-120	.442	32-36	.889	30-97-127-4.0	55-2	12	22	24	21	247	7.7
2016-17	33-10	695-21.1	85-173	.491	42-108	.389	19-28	.679	35-132-167-5.1	59-1	24	25	32	20	231	7.0
TOTAL	98-21	1405-14.3	176-368	.478	101-249	.406	66-82	.805	71-245-316-3.2	119-3	41	59	59	44	519	5.3

#2/4 Kentucky 87, Stephen F. Austin 64
Nov. 11, 2016 | Lexington, Ky.

STEPHEN F. AUSTIN 64 • 0-1

#	Player	Total		3-Ptr		Rebounds		PF	TP	A	TO	Bk	Stl	Min
		FG	FGA	FT	FTA	Off	Def							
03	Gillmore III, Leon	6-12	0-4	0-2	4	7	11	3	12	1	4	1	1	27
22	Holyfield, TJ	2-2	1-1	0-0	1	0	1	5	5	0	2	1	0	9
04	Charles, Ty	1-7	0-4	0-0	0	3	3	3	2	2	7	0	2	26
11	Canete, Ivan	2-5	0-1	3-4	0	1	1	3	7	1	2	0	1	20
12	Cameron, Dallas	3-5	1-3	1-2	0	2	2	1	8	3	2	0	0	28
00	Augustin, Aaron	1-1	0-0	0-0	0	2	2	3	2	1	0	0	0	11
01	Harris, Kevon	0-0	0-0	0-0	1	0	1	3	0	0	0	0	0	10
05	Huntley, Josh	0-2	0-0	0-0	0	0	0	5	0	1	1	0	0	6
10	Traylor, Isaiah	4-8	2-4	5-6	1	2	3	1	15	0	2	1	1	17
23	Bain, Nathan	1-3	1-2	2-2	1	0	1	0	5	0	0	1	0	8
24	Nieminen, Samuli	2-5	0-0	0-0	2	0	2	4	4	0	3	1	1	17
32	Grujic, Jovan	1-2	0-0	2-3	2	1	3	1	4	0	4	0	0	21
Team						2		4						
Totals		23-52	5-19	13-19	14	22	36	32	64	10	28	5	6	200

FG % 1st Half: 11-23 47.8% 2nd half: 12-29 41.4% Game: 23-52 44.2%
3FG % 1st Half: 3-9 33.3% 2nd half: 2-10 20.0% Game: 5-19 26.3%
FT % 1st Half: 7-10 70.0% 2nd half: 6-9 66.7% Game: 13-19 68.4%

Kentucky 87 • 1-0

#	Player	Total		3-Ptr		Rebounds		PF	TP	A	TO	Bk	Stl	Min
		FG	FGA	FT	FTA	Off	Def							
03	Adebayo, Edrice	1-1	0-0	3-7	1	0	1	4	5	1	1	0	1	15
35	Willis, Derek	5-7	1-3	4-4	1	4	5	1	15	2	0	3	1	31
00	Fox, De'Aaron	3-9	0-2	6-6	2	2	4	3	12	12	3	0	3	30
05	Monk, Malik	4-14	1-6	1-1	0	0	0	3	10	1	1	1	1	20
13	Briscoe, Isaiah	6-11	1-3	4-7	0	1	1	2	17	1	4	0	1	31
01	Killeya-Jones, Sacha	0-1	0-0	0-0	1	2	3	0	0	0	2	1	0	9
11	Mulder, Mychal	3-4	2-3	0-0	0	0	0	1	8	0	0	0	0	6
14	Wynyard, Tai	0-0	0-0	0-0	0	0	0	1	0	0	0	0	0	2
15	Humphries, Isaac	4-8	0-0	1-2	4	4	8	0	9	1	1	3	3	19
20	Calipari, Brad	0-0	0-0	0-0	0	0	0	0	0	0	0	0	0	2
25	Hawkins, Dominique	0-1	0-0	1-2	0	0	0	2	1	3	1	0	0	17
32	Gabriel, Wenyen	5-6	0-1	0-1	0	2	2	2	10	0	0	0	2	18
Team						2		4						
Totals		31-62	5-18	20-30	11	17	28	19	87	21	13	8	12	200

FG % 1st Half: 18-36 50.0% 2nd half: 13-26 50.0% Game: 31-62 50.0%
3FG % 1st Half: 2-10 20.0% 2nd half: 3-8 37.5% Game: 5-18 27.8%
FT % 1st Half: 10-14 71.4% 2nd half: 10-16 62.5% Game: 20-30 66.7%

Officials: Joe Lindsay, Vladimir Voyard-Tadal, Rusty Phillips
Technical fouls: STEPHEN F. AUSTIN-Traylor, Isaiah. Kentucky-None.
Attendance: 22683

Score by periods	1st	2nd	Total
STEPHEN F. AUSTIN	32	32	64
Kentucky	48	39	87

Points	In	Off	2nd	Fast	Bench
SFA	28	14	13	2	30
UK	38	32	10	12	28

Last FG - SFA 2nd-00:21, UK 2nd-01:08.
Largest lead - SFA by 1 1st-19:01, UK by 27 2nd-04:58.
SFA led for 00:30. UK led for 39:04. Game was tied for 00:26.

Score tied - 0 times.
Lead changed - 2 times.

#2/4 Kentucky 93, Canisius 69
Nov. 13, 2016 | Lexington, Ky.

CANISIUS 69 • 0-1

#	Player	Total		3-Ptr		Rebounds		PF	TP	A	TO	Bk	Stl	Min
		FG	FGA	FT	FTA	Off	Def							
02	Crumpton, Jermaine	4-9	0-2	5-7	1	1	2	4	13	0	0	0	2	26
22	Valenti, Phil	6-12	0-2	0-0	3	4	7	2	12	2	6	0	1	36
01	Johnson, Malik	2-4	1-1	1-2	1	1	2	3	6	1	2	0	0	30
04	Douse, Kiefer	1-4	0-0	0-0	1	3	4	3	2	2	0	1	1	16
05	Robertson, Kassius	5-15	2-10	4-5	0	4	4	1	16	2	3	0	0	35
03	Dixon-Green, Martin	1-3	0-0	0-0	1	3	4	3	2	1	1	0	0	13
10	Planinic, Selvedin	0-0	0-0	0-0	1	0	1	3	0	0	1	0	0	3
11	Atkinson, Chris	0-1	0-0	0-0	0	0	0	2	0	0	1	0	1	4
13	Reese, Isaiah	3-8	0-4	0-0	0	4	4	4	6	1	1	0	3	16
14	Foley, Spencer	2-3	0-1	0-0	1	0	1	1	4	0	0	0	0	6
23	St. Louis, Dantai	0-0	0-0	2-4	0	1	1	4	2	1	1	0	0	6
32	Faulkner, Jibrael	2-3	1-1	1-2	2	0	2	0	6	1	1	0	0	9
Team						3		1		4				
Totals		26-62	4-21	13-20	14	22	36	30	69	11	18	1	8	200

FG % 1st Half: 16-35 45.7% 2nd half: 10-27 37.0% Game: 26-62 41.9%
3FG % 1st Half: 3-14 21.4% 2nd half: 1-7 14.3% Game: 4-21 19.0%
FT % 1st Half: 0-0 0.0% 2nd half: 13-20 65.0% Game: 13-20 65.0%

Kentucky 93 • 2-0

#	Player	Total		3-Ptr		Rebounds		PF	TP	A	TO	Bk	Stl	Min
		FG	FGA	FT	FTA	Off	Def							
03	Adebayo, Edrice	3-9	0-0	8-13	6	5	11	2	14	2	0	3	0	27
35	Willis, Derek	1-2	0-1	0-0	0	2	2	0	2	0	1	1	0	16
00	Fox, De'Aaron	6-13	0-3	9-9	1	3	4	1	21	3	2	0	0	33
05	Monk, Malik	5-11	2-6	4-4	1	3	4	2	16	2	3	1	1	32
13	Briscoe, Isaiah	9-13	0-0	3-4	0	5	5	3	21	2	1	1	0	32
01	Killeya-Jones, Sacha	1-1	0-0	1-4	1	3	4	1	3	0	0	1	0	7
10	David, Jonny	0-0	0-0	0-2	0	0	0	0	0	0	0	0	0	2
11	Mulder, Mychal	1-2	1-2	0-0	0	0	0	1	3	0	0	0	1	4
14	Wynyard, Tai	0-0	0-0	0-0	0	1	1	0	0	0	1	0	0	3
15	Humphries, Isaac	3-4	0-0	0-0	3	1	4	3	6	0	1	0	0	7
20	Calipari, Brad	0-0	0-0	2-3	0	0	0	0	2	0	1	0	0	3
25	Hawkins, Dominique	1-2	0-1	0-0	1	0	1	3	2	1	0	0	2	15
30	Pulliam, Dillon	0-0	0-0	0-0	0	0	0	0	0	0	0	0	0	2
32	Gabriel, Wenyen	1-4	1-3	0-0	2	1	3	3	3	0	0	0	0	17
Team						0		0		0		0		
Totals		31-61	4-16	27-39	15	24	39	19	93	10	10	7	4	200

FG % 1st Half: 15-33 45.5% 2nd half: 16-28 57.1% Game: 31-61 50.8%
3FG % 1st Half: 0-7 0.0% 2nd half: 4-9 44.4% Game: 4-16 25.0%
FT % 1st Half: 14-20 70.0% 2nd half: 13-19 68.4% Game: 27-39 69.2%

Officials: Doug Simmons, Bryon Jarrett, Sean Casey
Technical fouls: CANISIUS-None. Kentucky-None.
Attendance: 22009

Score by periods	1st	2nd	Total
CANISIUS	35	34	69
Kentucky	44	49	93

Points	In	Off	2nd	Fast	Bench
CAN	34	11	15	0	20
UK	46	29	13	14	19

Last FG - CAN 2nd-00:31, UK 2nd-02:21.
Largest lead - CAN by 7 1st-16:42, UK by 30 2nd-01:37.
CAN led for 09:42. UK led for 27:07. Game was tied for 03:11.

Score tied - 9 times.
Lead changed - 6 times.

#2/2 Kentucky 69, #13/13 Michigan State 48
Nov. 15, 2016 | New York

Kentucky 69

#	Player	Total		3-Ptr		Rebounds		PF	TP	A	TO	Bk	Stl	Min
		FG	FGA	FT	FTA	Off	Def							
03	ADEBAYO,EDRICE	2-3	0-0	2-3	1	4	5	4	6	0	5	2	0	26
35	Willis, Derek	0-1	0-0	0-0	0	2	2	1	0	3	1	2	0	16
00	FOX,DE'AARON	3-10	0-2	6-6	0	4	4	2	12	6	3	1	1	29
05	MONK,MALIK	8-17	7-11	0-0	0	6	6	1	23	1	2	0	0	34
13	Briscoe, Isaiah	8-18	0-3	5-5	2	2	4	1	21	2	1	0	1	35
01	KILLEYA-JONES,SACHA	0-1	0-0	0-2	0	0	0	1	0	0	1	0	0	4
11	Mulder, Mychal	0-1	0-1	0-0	0	0	0	0	0	0	0	1	0	2
14	Wynyard, Tai	0-0	0-0	0-0	0	2	2	0	0	0	0	0	0	2
15	Humphries, Isaac	0-3	0-0	0-0	1	4	5	2	0	1	1	1	2	13
20	Calipari, Brad	0-1	0-1	0-0	0	0	0	0	0	0	0	0	0	2
25	Hawkins, Dominique	1-3	0-2	1-2	1	1	2	1	3	2	0	0	1	13
32	Gabriel, Wenyen	1-2	0-1	2-2	3	3	6	3	4	2	0	1	3	24
Team						1		3		4				
Totals		23-60	7-21	16-20	9	31	40	16	69	17	14	8	8	200

FG % 1st Half: 11-29 37.9% 2nd half: 12-31 38.7% Game: 23-60 38.3%
3FG % 1st Half: 4-11 36.4% 2nd half: 3-10 30.0% Game: 7-21 33.3%
FT % 1st Half: 8-9 88.9% 2nd half: 8-11 72.7% Game: 16-20

#1/1 Kentucky 101, Cleveland State 70 Nov. 23, 2016 | Lexington, Ky.

CLEVELAND STATE 70 • 1-3

#	Player	Total		3-Ptr		Rebounds			PF	TP	A	TO	Blk	Stl	Min
		FG-FGA	FG-FGA	FT-FTA	Off	Def	Tot								
00	Sloan, Derek	1-3	0-1	2-2	1	4	5	4	0	3	0	0	0	16	
01	Carpenter, Kenny	1-5	0-1	2-2	0	1	1	1	4	0	2	0	0	12	
03	Edwards, Rob	12-21	2-7	2-2	1	3	4	0	28	2	2	0	0	32	
04	Wright, Anthony	2-5	0-1	0-1	0	3	3	3	4	1	1	1	1	21	
05	Blount, Jibri	2-4	0-1	2-2	0	3	3	4	6	0	3	0	0	22	
12	Thomas, Kasheem	0-2	0-1	0-0	0	0	0	0	0	0	3	0	0	14	
13	Maxwell, Nelson	1-2	1-1	0-0	0	1	1	1	3	2	0	0	2	5	
20	Word, Bobby	4-11	3-8	3-4	0	3	3	4	14	1	3	0	0	25	
21	Hasbargen, Tim	0-1	0-1	0-0	0	1	1	0	0	0	0	0	0	5	
22	Clayborne, Evan	0-1	0-0	0-2	2	3	5	5	0	0	1	0	0	19	
23	Hairston, Jamarcus	2-6	0-4	3-4	2	1	3	2	7	1	0	0	1	19	
55	Levit, Daniel	0-3	0-1	0-0	1	0	1	2	0	0	0	0	1	10	
	Team				4	2	6			1					
Totals		25-64	6-27	14-19	11	25	36	27	70	7	19	1	5	200	
FG % 1st Half: 14-29		48.3%	2nd half: 11-35	31.4%	Game: 25-64	39.1%									Deadball
3FG	% 1st Half: 3-10	30.0%	2nd half: 3-17	17.6%	Game: 6-27	22.2%									Rebound
FT	% 1st Half: 4-6	66.7%	2nd half: 10-13	76.9%	Game: 14-19	73.7%									2,1

Kentucky 101 • 5-0

#	Player	Total		3-Ptr		Rebounds			PF	TP	A	TO	Blk	Stl	Min
		FG	F-GA	FG	F-GA	FT	FTA	Off Def Tot							
03	Adebayo, Edrice	f	5-8	0-0	4-4	2	5	7	4	14	2	1	0	0	26
35	Willis, Derek		3-6	1-3	0-0	1	4	5	3	7	1	1	1	1	20
00	Fox, De'Aaron	g	6-15	0-2	4-7	0	4	4	1	16	11	2	1	2	33
05	Monk, Malik		8-12	4-6	3-5	0	3	3	1	23	4	3	0	2	30
25	Hawkins, Dominique	g	0-0	0-0	0-0	0	1	1	1	0	0	0	0	1	6
01	Killeya-Jones, Sacha		1-2	0-0	3-5	0	2	2	0	5	0	0	1	0	11
10	David, Jonny		0-1	0-0	0-0	0	0	0	0	0	0	0	0	0	3
11	Mulder, Mychal		5-10	3-7	0-0	2	0	2	1	13	0	2	1	0	22
14	Wynyard, Tai		2-2	0-0	0-1	1	2	3	0	4	0	0	0	0	4
15	Humphries, Isaac		4-6	0-0	1-1	5	4	9	3	9	1	2	0	0	11
20	Calipari, Brad		0-3	0-3	0-0	0	0	0	0	0	0	1	1	0	8
32	Gabriel, Wenyen		4-8	1-3	1-3	4	6	10	4	10	6	1	1	0	26
	Team					1	0	1							
Totals			38-73	9-24	16-26	16	31	47	18	101	25	13	6	6	200
FG % 1st Half: 21-37		56.8%	2nd half: 17-36		47.2%	Game: 38-73		52.1%	Deadball Rebound						
3FG % 1st Half: 7-12		58.3%	2nd half: 2-12		16.7%	Game: 9-24		37.5%							
FT % 1st Half: 7-13		53.8%	2nd half: 9-13		69.2%	Game: 16-26		61.5%							

Officials: Karl Hess, Antonio Petty, Rob Rorkke
Technical fouls: CLEVELAND STATE-None. Kentucky-None.
Attendance: 22441

Score by periods	1st	2nd	Total
CLEVELAND STATE	35	35	70
Kentucky	56	45	101

Last FG - CSU 2nd-00:24, UK 2nd-00:28.
Largest lead - CSU None, UK by 41 2nd-06:00.
CSU led for 00:00. UK led for 39:44. Game was tied for 00:16.

Points	In	Off	2nd	Fast	Bench
CSU	20	13	13	6	70
UK	52	29	25	12	41

Score tied - 0 times.
Lead changed - 0 times.

#1/1 Kentucky 111, UT Martin 76 Nov. 25, 2016 | Lexington, Ky.

UT MARTIN 76 • 5-2

#	Player	Total		3-Ptr		Rebounds			PF	TP	A	TO	Blk	Stl	Min
		FG-FGA	FG-FGA	FT-FTA	Off	Def	Tot								
00	Jackson, Jalen	1-2	0-1	3-4	0	0	0	1	5	2	0	0	1	5	
01	Butler, Matthew	6-15	2-8	1-1	0	3	3	2	15	4	6	0	0	31	
02	Mobley, Jacobly	6-16	2-8	0-0	2	1	3	3	14	4	1	0	1	33	
03	Bailey, Dante	1-2	1-1	0-0	0	1	1	1	3	1	1	0	0	10	
04	Edwards, Kedar	5-11	3-6	0-0	2	2	4	1	13	3	3	1	0	28	
05	Fofana, Mike	0-2	0-1	4-4	0	0	0	3	4	0	1	0	0	12	
10	Rowe, Chandler	1-2	1-1	3-6	1	1	2	4	6	0	3	1	2	17	
12	Lewis, Fatodd	0-4	0-0	0-2	0	1	1	2	0	0	1	0	0	21	
21	London, Mark	1-1	0-0	0-1	0	1	1	3	2	0	0	0	0	7	
22	Beaufort, Kahari	1-4	0-1	1-1	0	1	1	1	3	0	0	0	2	7	
25	Martinez, Javier	5-7	0-0	1-1	0	4	4	4	11	1	0	0	2	28	
44	Detlev, Nick	0-0	0-0	0-0	0	0	0	0	0	0	0	0	0	1	
Team															
Totals		27-66		9-27		13-20		11 15 26		25 76		15 17 2		8 200	
FG % 1st Half: 16-33		48.5%		2nd half: 11-33		33.3%		Game: 27-66		40.9%				Deadball	
3FG % 1st Half: 4-12		33.3%		2nd half: 5-15		33.3%		Game: 9-27		33.3%				Rebound	
FT % 1st Half: 2-2		100.0		2nd half: 11-18		61.1%		Game: 13-20		65.0%				3.1	

Kentucky 111 • 6-0

#	Player	Total		3-Ptr		Rebounds			PF	TP	A	TO	Blk	Stl	Min	
		FG-FGA	FG-FGA	FT-FTA	FT-FTA	Off	Def	Tot								
03	Adebayo, Edrice	f	5-10	0-0	5-8	8	4	12	0	15	0	1	1	0	25	
32	Gabriel, Wenyen	f	4-6	1-1	6-6	2	4	6	4	15	1	2	0	0	28	
00	Fox, De'Aaron	f	7-12	0-3	2-4	1	5	6	2	16	5	4	0	3	28	
05	Monk, Malik	g	10-17	2-8	4-4	0	2	2	2	26	7	2	0	1	29	
25	Hawkins, Dominique	g	1-5	0-2	4-4	2	2	4	0	6	9	1	0	1	32	
01	Killeya-Jones, Sacha		6-8	0-0	0-0	1	3	4	3	12	0	1	1	0	13	
10	David, Jonny		0-0	0-0	0-0	0	0	0	0	0	0	1	0	0	1	
11	Mulder, Mychal		4-5	4-5	0-0	0	2	2	3	12	1	0	0	2	15	
14	Wynyard, Tai		0-1	0-0	0-0	1	1	2	0	1	0	0	0	0	3	
15	Humphries, Isaac		3-5	0-0	1-1	2	1	3	2	7	0	0	2	0	12	
20	Calipari, Brad		0-2	0-2	0-2	0	0	0	1	0	0	0	0	0	5	
30	Pulliam, Dillon		0-0	0-0	0-0	0	0	0	0	0	0	0	0	0	1	
35	Willis, Derek		1-3	0-1	0-0	1	0	1	1	2	0	0	1	0	8	
Team						1	5	6								
Totals			41-74	7-22	22-29	19	29	48	18	111	24	12	5	7	200	
FG % 1st Half: 18-33		54.5%	2nd half: 23-41	56.1%	Game: 41-74	55.4%										Deadball
3FG % 1st Half: 4-13		30.8%	2nd half: 3-9	33.3%	Game: 7-22	31.8%										Rebound
FT % 1st Half: 13-17		76.5%	2nd half: 9-12	75.0%	Game: 22-29	75.9%										5,3

Officials: Joe Lindsay, Ron Groover, K.B. Burdett, Jr.
Technical fouls: UT MARTIN-None. Kentucky-None.
Attendance: 23324

Score by periods	1st	2nd	Total
UT MARTIN	38	38	76
Kentucky	53	58	111

Last FG - UTM 2nd-01:13, UK 2nd-01:00.
Largest lead - UTM by 3 1st-18:53, UK by 48 2nd-08:46.
UTM led for 02:01. UK led for 36:49. Game was tied for 01:07.

Score tied - 0 times.
Lead changed - 3 times.

Points	In	Off	2nd	Fast	Bench
UTM	28	16	6	10	76
UK	54	29	20	16	33

#1/1 Kentucky 115, Arizona State 69 Nov. 28, 2016 | Paradise Island, Bahamas

Arizona State 69 • 4-3

#	Player	Total			3-Ptr			Rebounds			PF	TP	A	TO	Blk	Stl	Min
		FG-FGA	FG-FG%	FT-FTA	Off	Def	Tot										
05	Oleka, Obinna	f	6-9	0-1	2-2	4	7	11	3	14	3	1	2	1	2	33	
00	Holder, Tra		5-13	1-2	1-1	1	1	2	0	12	2	2	0	2	32		
03	Cunliffe, Sam	g	4-16	3-8	3-6	0	4	4	3	14	1	2	0	1	31		
04	Graham, Torian	g	4-16	0-6	4-4	1	2	3	1	12	2	0	0	0	32		
11	Evans II, Shannon	g	4-12	2-5	1-2	0	3	3	2	11	6	5	1	0	32		
22	Witherill, Austin		0-0	0-0	0-0	0	0	0	0	0	0	0	0	0	1		
33	Vila, Ramon		0-0	0-0	0-0	0	1	1	4	0	0	0	1	0	13		
42	Tshisumpa, Jethro		0-1	0-0	0-0	2	2	4	5	0	0	1	0	0	4		
44	Justice, Kodi		2-6	2-4	0-0	0	2	2	3	6	1	2	0	0	22		
	Team					3	0	3									
	Totals		25-73	8-26	11-15	11	22	33	21	69	15	13	4	4	200		
	FG 1st Half: 12-35	34.3%	2nd half: 13-38	34.2%	Game: 25-73	34.2%									Deadball		
	3FG 1st Half: 6-17	35.3%	2nd half: 2-9	22.2%	Game: 8-26	30.8%									Rebounds		
	FT 1st Half: 0-0	0.0%	2nd half: 11-15	73.3%	Game: 11-15	73.3%									2		

#6/7 Kentucky 87, Valparaiso 63
Dec. 7, 2016 | Lexington, Ky.

VALPO 63 • 7-2

#	Player	Total		3-Ptr		Rebounds			PF	TP	A TO Blk Stl				Min
		FG-FGA	FG-FGA	FT-FTA	FT-FTA	Off	Def	Tot							
23	Adekoya, Jubril	f	2-4	1-2	2-3	0	6	6	4	7	0	5	0	3	28
25	Peters, Alec	f	9-20	1-2	4-4	4	4	8	1	23	0	1	0	0	33
02	Walker, Tevonn	g	3-7	0-1	2-4	2	3	5	4	8	1	2	0	1	31
11	Hammink, Shane	g	2-9	1-3	3-4	2	1	3	2	8	3	2	1	2	29
15	Williams, Lexus	g	1-5	0-1	0-0	0	3	3	4	2	0	5	0	2	15
01	Bradford, Micah	g	2-10	0-4	0-0	0	1	1	1	4	1	0	0	0	15
03	Joseph, Max	g	0-3	0-0	0-2	0	0	0	4	0	0	3	0	0	12
14	Sorolla, Jaume	g	3-6	0-0	2-2	7	2	9	3	8	0	0	0	0	14
22	Smits, Derrick	g	0-1	0-0	0-0	0	0	0	0	0	0	0	0	0	5
21	Davidson, Nick	g	1-2	1-2	0-0	1	2	3	1	3	1	1	0	0	16
33	Kiser, John	g	0-0	0-0	0-0	0	0	0	1	0	0	0	0	0	2
Team						2	1	3							
Totals			23-67	4-15	13-19	18	23	41	25	63	6	19	1	8	200

FG % 1st Half: 8-29 27.6% 2nd half: 15-38 39.5% Game: 23-67 34.3%
 3FG % 1st Half: 2-7 28.6% 2nd half: 2-8 25.0% Game: 4-15 26.7%
 FT % 1st Half: 6-12 50.0% 2nd half: 7-7 100.0% Game: 13-19 68.4%

Kentucky 87 • 8-1

#	Player	Total		3-Ptr		Rebounds			PF	TP	A TO Blk Stl				Min
		FG-FGA	FG-FGA	FT-FTA	FT-FTA	Off	Def	Tot							
03	Adebayo, Edrice	f	5-9	0-0	6-8	3	4	7	2	16	0	3	1	1	29
32	Gabriel, Wenyen	f	1-3	0-1	1-1	1	5	6	4	3	1	2	3	0	19
00	Fox, De'Aaron	g	3-9	0-1	3-8	1	6	7	1	9	5	1	1	2	29
05	Monk, Malik	g	6-13	1-5	2-2	1	1	2	2	15	1	2	0	0	22
13	Briscoe, Isaiah	g	4-7	0-1	2-3	0	1	1	2	10	2	3	0	2	24
01	Killeya-Jones, Sacha	g	1-2	0-0	0-2	2	1	3	1	2	0	2	2	0	8
11	Mulder, Mychal	g	4-10	1-5	0-0	4	3	7	1	9	2	0	1	0	16
15	Humphries, Isaac	g	1-2	0-0	0-0	1	2	3	3	2	0	1	1	0	9
20	Calipari, Brad	g	1-2	1-2	0-0	0	0	0	0	3	0	0	0	0	3
25	Hawkins, Dominique	g	2-5	2-3	0-0	2	1	3	1	6	4	1	0	1	26
35	Willis, Derek	g	5-9	2-5	0-0	3	1	4	1	12	0	2	0	1	15
Team						3	2	5							
Totals			33-71	7-23	14-24	21	27	48	18	87	15	17	9	7	200

FG % 1st Half: 18-38 47.4% 2nd half: 15-33 45.5% Game: 33-71 46.5%
 3FG % 1st Half: 2-10 20.0% 2nd half: 5-13 38.5% Game: 7-23 30.4%
 FT % 1st Half: 7-10 70.0% 2nd half: 7-14 50.0% Game: 14-24 58.3%

Officials: Pat Adams, Karl Hess, KB Burdett
 Technical fouls: VALPO-None. Kentucky-None.
 Attendance: 21805

Score by periods	1st	2nd	Total								
VALPO	24	39	63	Points	In	Off	2nd	Fast			
Kentucky	45	42	87	Paint	T/O	Chance	Break	Bench			
				VALPO	32	11	19	2	15		
				UK	46	19	20	18	34		

Last FG - VALPO 2nd-01:06, UK 2nd-02:01.
 Largest lead - VALPO None, UK by 34 2nd-10:14.
 VALPO led for 00:00. UK led for 38:50. Game was tied for 01:10.

Score tied - 2 times.
 Lead changed - 0 times.

#6/7 Kentucky 96, Hofstra 73
Dec. 11, 2016 | Brooklyn, N.Y.

Hofstra 73 • 6-5

#	Player	Total		3-Ptr		Rebounds			PF	TP	A TO Blk Stl				Min
		FG-FGA	FG-FGA	FT-FTA	FT-FTA	Off	Def	Tot							
00	GREER, Ty	f	1-8	0-2	1-4	2	2	4	2	3	1	1	0	0	27
11	GUSTYS, Rokas	f	6-10	0-0	1-4	3	5	8	3	13	2	4	0	0	25
02	POWERS, Deron	g	4-15	1-5	9-11	1	4	5	2	18	5	2	0	0	38
05	PEMBERTON, Eli	g	1-6	1-3	1-2	2	0	2	5	4	1	1	0	0	24
14	BERNARDI, Brian	g	1-6	1-5	4-5	0	2	2	0	7	2	1	0	0	31
03	WRIGHT-FOREMAN, J	g	4-9	1-3	5-6	0	4	4	1	14	0	1	0	0	17
24	ROBINSON, Jamall	g	2-6	2-4	0-1	2	4	6	2	6	0	1	0	1	24
33	SABETY, Hunter	g	1-2	0-0	2-4	3	4	7	4	4	1	2	1	0	10
44	WALKER, Andre	g	2-3	0-0	0-0	1	0	1	1	4	0	1	0	0	4
Team						5	1	6							
Totals			22-65	6-22	23-37	19	26	45	20	73	12	14	1	1	200

FG % 1st Half: 10-29 34.5% 2nd half: 12-36 33.3% Game: 22-65 33.8%
 3FG % 1st Half: 3-12 25.0% 2nd half: 3-10 30.0% Game: 6-22 27.3%
 FT % 1st Half: 10-16 62.5% 2nd half: 13-21 61.9% Game: 23-37 62.2%

Kentucky 96 • 9-1

#	Player	Total		3-Ptr		Rebounds			PF	TP	A TO Blk Stl				Min
		FG-FGA	FG-FGA	FT-FTA	FT-FTA	Off	Def	Tot							
03	ADEBAYO, Edrice	f	7-10	0-0	0-1	1	6	7	2	14	1	1	2	0	25
35	WILLIS, Derek	f	3-7	2-4	0-0	2	6	8	0	8	2	0	1	2	23
00	FOX, De'Aaron	g	5-8	0-1	5-5	0	5	5	3	15	2	2	0	0	24
05	MONK, Malik	g	7-16	4-10	2-2	1	0	1	4	20	4	0	1	0	29
13	BRISCOE, Isaiah	g	8-11	1-2	2-5	1	1	2	3	19	6	3	0	0	32
01	KILLEA-JONES, Sacha	g	2-4	0-0	0-0	2	0	2	3	4	0	0	2	1	9
11	MULDER, Mychal	g	2-6	0-2	2-2	1	4	5	1	6	0	0	0	0	15
15	HUMPHRIES, Isaac	g	1-4	0-0	1-4	1	2	3	2	3	1	0	2	0	13
20	CALIPARI, Brad	g	0-1	0-1	0-0	0	0	0	0	2	0	0	0	0	3
25	HAWKINS, Dominique	g	1-3	1-2	2-2	1	0	1	4	5	3	0	0	1	14
32	GABRIEL, Wenyen	g	1-2	0-1	0-0	1	3	4	3	2	1	1	0	0	13
Team						1	2	3							
Totals			37-72	8-23	14-21	12	29	41	27	96	20	7	8	4	200

FG % 1st Half: 18-35 51.4% 2nd half: 19-37 51.4% Game: 37-72 51.4%
 3FG % 1st Half: 5-13 38.5% 2nd half: 3-10 30.0% Game: 8-23 34.8%
 FT % 1st Half: 7-11 63.6% 2nd half: 7-10 70.0% Game: 14-21 66.7%

Officials: Jamie Luckie, Antinio Petty, Lamar Simpson
 Technical fouls: Hofstra-None. Kentucky-ADEBAYO, Edrice.
 Attendance: 7514

BROOKLYN HOOPS Winter Festival - Game Two

Score by periods	1st	2nd	Total								
Hofstra	33	40	73	Points	In	Off	2nd	Fast			
Kentucky	48	48	96	Paint	T/O	Chance	Break	Bench			
				HOFS	7	24	4	28			
				UK	48	23	7	14	20		

Last FG - HOFSTRA 2nd-00:32, UK 2nd-02:55.
 Largest lead - HOFSTRA None, UK by 31 2nd-06:42.
 HOFSTRA led for 00:00. UK led for 39:33. Game was tied for 00:15.

Score tied - 0 times.
 Lead changed - 0 times.

#6/7 Kentucky 103, #7/6 North Carolina 100
Dec. 17, 2016 | Las Vegas

Kentucky 103 • 10-1

#	Player	Total		3-Ptr		Rebounds			PF	TP	A TO Blk Stl				Min
		FG-FGA	FG-FGA	FT-FTA	FT-FTA	Off	Def	Tot							
00	Fox, De'Aaron	*	9-21	0-2	6-7	0	4	4	1	24	10	2	0	2	35
03	Adebayo, Edrice	*	6-11	0-0	1-3	4	3	7	5	13	1	0	0	0	19
05	Monk, Malik	*	18-28	8-12	3-5	0	0	0	0	47	2	2	0	1	38
13	Briscoe, Isaiah	*	4-6	1-1	1-2	3	4	7	4	10	4	1	1	0	38
32	Gabriel, Wenyen	*	1-3	0-1	2-3	3	3	6	3	4	0	2	1	0	21
01	Killeya-Jones, Sacha	*	0-0	0-0	0-0	0	0	0	0	0	0	0	0	0	1
15	Humphries, Isaac	*	1-3	0-0	0-1	2	3	5	3	2	0	1	0	0	20
25	Hawkins, Dominique	*	0-0	0-0	0-0	0	2	2	2	0	2	0	0	0	9
35	Willis, Derek	*	1-2	1-2	0-0	0	1	1	1	3	0	1	0	1	19
Team						3	4	7							
Totals			40-74	10-18	13-21	15	24	39	20	103	19	10	2	4	200

FG % 1st Half: 22-41 53.7% 2nd half: 18-33 54.5% Game: 40-74 54.1%
 3FG % 1st Half: 5-11 45.5% 2nd half: 5-7 71.4% Game: 10-18 55.6%
 FT % 1st Half: 7-11 63.6% 2nd half: 6-10 60.0% Game: 13-21 61.9%

#7/6 North Carolina 100 • 10-2

#	Player	Total		3-Ptr		Rebounds			PF	TP	A TO Blk Stl				Min
		FG-FGA	FG-FGA	FT-FTA	FT-FTA	Off	Def	Tot							
00	Nate Britt		0-3	0-1	0-0	0	0	0	1	0	1	1	1	0	14

#8/8 Kentucky 99, Ole Miss 76
Dec. 29, 2016 | Oxford, Miss.

#6/6 Kentucky 100, Texas A&M 58
Jan. 3, 2017 | Lexington, Ky.

Kentucky 99 • 11-2 1-0 SEC

		Total	3-Ptr	Rebounds											
#	Player	FG-GA	FG-O	FT-FTA	Off	Def	Tot	PF	TP	A	TO	Blk	Stl	Min	
03	Adebayo, Edrice	f	12-19	0-0	1-4	1	3	4	1	25	1	1	3	0	34
32	Gabriel, Wenyen	f	1-2	0-0	0-0	1	2	3	2	2	0	2	1	4	
00	Fox, De'Aaron	g	3-10	0-2	1-3	0	5	5	2	7	1	0	3	23	
05	Monk, Malik	g	11-16	5-7	7-8	2	4	6	2	34	1	1	0	35	
13	Briscoe, Isaiah	g	6-14	1-1	6-6	3	7	10	2	19	11	2	0	36	
01	Killelea-Jones, Sacha		0-0	0-0	0-0	0	0	0	0	0	0	0	0	0+	
11	Mulder, Mychal		1-3	1-3	0-0	0	0	0	1	3	0	0	0	1	
14	Wynyard, Tai		0-0	0-0	0-0	0	0	0	1	0	0	0	0	2	
15	Humphries, Isaac		0-0	0-0	2-2	0	3	3	0	2	0	1	1	0	
20	Calipari, Brad		0-0	0-0	0-0	0	0	0	0	0	0	0	0	4	
25	Hawkins, Dominique		0-3	0-1	0-0	0	0	0	3	0	1	0	0	14	
35	Willis, Derek		3-7	1-4	0-1	2	7	9	2	7	1	1	2	0	
	Team					2	2	2			1				
Totals			37-74	8-18	17-24	11	31	42	17	99	24	8	8	9	200

FG % 1st Half: 24-39	61.5%	2nd half: 13-35	37.1%	Game: 37-74	50.0%	Deadball Rebounds 2,1
3FG % 1st Half: 5-8	62.5%	2nd half: 3-10	30.0%	Game: 8-18	44.4%	
FT % 1st Half: 7-10	70.0%	2nd half: 10-14	71.4%	Game: 17-24	70.8%	

Ole Miss 76 • 9-4 0-1 SEC

#	Player	Total			3-Ptr			Rebounds			PF	TP	A	TO	Blk	Stl	Min
		FG	FGA	FT	FTA	Off	Def	Total									
05	Hymon, Marcianvis	0-1	0-0	0-0	1	3	4	0	1	2	0	12					
11	Saiz, Sebastian	7-17	3-7	6-6	3	10	13	4	23	2	6	0	36				
01	Burnett, Deandre	7-15	0-3	5-6	0	2	2	2	19	6	3	0	31				
02	Neal, Cullen	0-1	0-1	0-0	0	0	3	3	0	1	4	0	17				
03	Davis, Terence	3-13	1-4	0-0	3	2	5	4	7	1	0	1	20				
00	Fitzpatrick-Dorsey, D	0-1	0-0	0-0	0	0	0	0	0	0	0	5					
04	Tyree, Breen	2-3	0-1	0-0	0	4	4	3	4	3	1	0	20				
14	Brooks, Rasheed	4-16	2-6	5-5	2	1	3	0	15	0	0	0	37				
32	Morris, Nate	0-0	0-0	0-0	0	0	0	0	0	0	0	4					
50	Furmanavicius, Justas	4-5	0-0	0-0	3	3	6	3	8	0	0	3	0	28			
	Team				2	3	5										
	Totals	27-72	6-22	16-17	14	31	45	23	76	13	15	6	3	200			

FG % 1st Half: 14-41	34.1%	2nd half: 13-31	41.9%	Game: 27-72	37.5%	Deadball Rebounds 0
3FG % 1st Half: 2-10	20.0%	2nd half: 4-12	33.3%	Game: 6-22	27.3%	
FT % 1st Half: 9-9	100.0	2nd half: 7-8	87.5%	Game: 16-17	94.1%	

Officials: Joe Lindsay, Tony Henderson, Ted Valentine
Technical fouls: Kentucky-None. Ole Miss-None.
Attendance: 9086

Score by periods	1st	2nd	Total
Kentucky	60	39	99
Ole Miss	39	37	76

Last FG - UK 2nd-02:05, OM 2nd-00:47. Score tied - 1 time.
Largest lead - UK by 28 2nd-02:25, OM by 2 1st-19:26. Lead changed - 1 time.
UK led for 38:23, OM led for 00:23, Game was tied for 01:14.

Texas A&M 58 • 8-5, 0-2

#	Player	Total FG-FGA	3-Ptr FG-FTA	Rebounds FT-FTA	Off Def Tot	PF	TP	A To	Blk Stl	Min
01	Hogg, DJ	f 1-7	1-3	0-0	1 3 4	0	3	2 7	0 0	28
02	Miller, Tavarrio	f 1-2	0-0	1-2	1 2 3	3	3	1 2	0 0	15
03	Davis, Tyler	c 4-6	0-0	5-6	1 1 2	3	13	2 7	1 0	24
04	Gilder, Admon	g 5-13	2-3	1-3	2 4 6	5	13	2 1	0 2	29
12	Collins, Chris	g 2-3	1-1	0-0	0 3 3	3	5	1 3	0 0	22
02	Vila, Eric	0-0	0-0	2-2	1 0 1	1	2	1 0	0 0	10
05	Hampton, JC	1-3	1-2	0-0	0 0 0	3	3	0 2	0 0	18
10	Trochore-Jelos,Tonny	2-5	1-3	1-2	1 3 4	3	6	2 1	2 0	26
23	Smith, Calet	1-2	0-1	0-0	0 0 0	0	2	0 0	0 0	7
03	Carlton, Chase	0-0	0-0	0-0	1 1 0	1	1	0 0	0 0	7
44	Williams, Robert	4-6	0-0	0-2	0 2 2	1	8	0 0	4 0	17
	Team				2 0 2			2		
	Totals	21-47	6-13	10-17	9 19 28	23	58	12 25	7 2	200

FG % 1st Half: 10-26 38.5%	2nd half: 11-21 52.4%	Game: 21-47 44.7%	Deadball Rebounds 4
3FG % 1st Half: 3-6 50.0%	2nd half: 3-7 42.9%	Game: 6-13 46.2%	
FT % 1st Half: 4-8 50.0%	2nd half: 6-9 66.7%	Game: 10-17 58.8%	

Kentucky 100 • 12-2, 2-0

#	Player	Total		3-Ptr		Rebounds		PF	TP	A	To	Blk	Stl	Min
		FG-FGA	FG-FGA	FT-FTA	FT-FTA	Off	Def							
03	Adebayo, Edrice	f	4-6	0-0	2-2	1	2	3	0	10	1	2	3	23
02	Gabriel, Wenyen	f	1-4	1-2	2-2	2	2	4	3	5	0	0	0	23
30	Fox, De'Aaron	g	5-9	0-1	5-8	1	4	5	0	15	6	3	2	28
05	Moon, Malik	g	8-11	5-7	5-5	0	1	1	1	26	0	1	0	24
13	Briscoe, Isaiah	g	5-9	3-3	0-0	1	0	1	3	13	7	0	1	28
10	Kelly-Jones, Sacha		1-3	0-0	0-0	2	0	2	2	5	2	1	0	2
01	David, Jonny		1-1	1-1	2-2	0	1	0	0	5	0	0	0	6
11	Mulder, Mychal		1-3	1-3	2-2	1	1	2	1	5	0	0	0	8
14	Wynyard, Tai		0-0	0-0	0-0	0	0	0	2	0	0	0	0	4
15	Humphries, Isaac		3-6	0-0	2-4	2	4	6	4	8	1	0	0	13
20	Calipari, Brad		0-1	0-1	0-0	1	0	1	0	0	0	0	0	5
25	Hawkins, Dominique		2-3	1-2	1-1	0	0	0	1	6	1	0	0	20
30	Pulliam, Dillon		0-0	0-0	0-0	0	0	0	0	0	0	0	0	2
35	Willis, Derek		2-7	1-5	0-0	1	2	3	0	5	0	1	0	14
	Team		1			1	2							
Totals			33-63	13-25	21-26	13	17	30	16	100	16	9	3	100

FG % 1st Half: 17-30	56.7%	2nd half: 16-33	48.5%	Game: 33-63	52.4%	Deadball Rebounds 3,3
3FG % 1st Half: 5-9	55.6%	2nd half: 8-16	50.0%	Game: 13-25	52.0%	
FT % 1st Half: 11-11	100.0	2nd half: 10-15	66.7%	Game: 21-26	80.8%	

Officials: Anthony Jordan, Karl Hess, Bryon Jarrett
Technical fouls: Texas A&M-None. Kentucky-None.
Attendance: 23455

Score by periods	1st	2nd	Total	Points	In Paint	Off T/O	2nd Chance	Fast Break	Bench
Texas A&M	27	31	58	TAMU	28	2	3	2	21
Kentucky	50	50	100	UK	34	35	21	15	31

Last FG - TAMU 2nd-00:07, UK 2nd-01:06. Score tied - 1 time.
Largest lead - TAMU by 3 1st-19:17, UK by 47 2nd-01:06. Lead changed - 1 time.
TAMU led for 00:41. UK led for 38:00. Game was tied for 01:19.

#6/6 Kentucky 97, Arkansas 71
Jan. 7, 2017 | Lexington, Ky.

Arkansas 71 • 12-3, 1-2

#	Player	Total		3-Ptr		Rebounds			PF	TP	A	TO	Blk	Stl	Min
		FG-FTA		FG-FTA	FT-FTA	Off	Def	Tot							
05	Cook, Arlando	r	3-5	0-0	0-0	0	1	1	0	6	0	0	0	1	15
33	Kingsley, Moses		4-8	1-1	5-5	1	6	7	4	14	2	2	1	1	33
03	Hannahs, Dusty	g	2-12	0-5	2-2	0	1	1	4	6	2	0	0	0	22
04	Macon, Daryl	g	5-12	3-7	2-2	0	0	0	3	15	1	0	0	0	36
21	Watkins, Manuale	g	4-6	0-0	0-0	1	6	7	3	8	1	0	0	0	26
00	Barford, Jaylen		6-9	0-1	2-3	3	1	4	4	14	0	5	0	0	17
01	Thompson, Trey		0-0	0-0	1-4	3	1	4	4	2	0	0	0	0	20
12	Hailey, Adrio		0-0	0-0	0-0	0	0	0	1	0	1	0	0	0	4
12	Hazen, Brachen		0-0	0-0	0-0	0	0	0	0	0	0	0	0	0	1
13	Thomas, Dustin		0-2	0-0	0-0	1	1	2	4	0	1	0	0	0	7
23	Jones, CJ		0-0	0-0	0-0	0	0	0	0	0	0	0	0	0	1
31	Beard, Anton		1-7	0-2	2-5	0	0	0	4	4	1	0	0	0	22
	Team					2	1	3			1				
Totals			25-63	4-16	17-21	9	20	29	31	71	11	8	3	3	200

FG % 1st Half: 13-32 40.6%	2nd half: 12-31 38.7%	Game: 25-63 39.7%	Deadba
3FG % 1st Half: 2-7 28.6%	2nd half: 2-9 22.2%	Game: 4-16 25.0%	Rebound
FT % 1st Half: 10-12 83.3%	2nd half: 7-9 77.8%	Game: 17-21 81.0%	2,1

Kentucky 97 • 13-2, 3-0

#	Player	Total			3-Ptr			Rebounds			PF			A			Blk	Stl	Min
		F	FG	-FGA	F	FG	-FGA	Off	Def	Total	P	F	T	P	A	T			
03	Adebayo, Edrice	f	3	-5	0	-0	5	-10	4	3	7	2	11	1	1	1	1	33	
02	Gabriel, Wenyen	f	1	-2	0	-1	1	-2	1	3	4	3	3	0	2	2	0	12	
00	Fox, De'Aaron	g	10	-16	0	-2	7	-7	0	6	6	2	27	6	2	0	1	36	
05	Monk, Malik	g	4	-10	0	-5	4	-6	1	0	1	4	12	3	1	0	1	27	
13	Briscoe, Isaiah	g	4	-11	0	-1	7	-9	3	5	8	2	15	1	2	0	0	36	
01	Killewayn, Sacha	0	0	0	0	0	0	2	2	0	2	0	1	0	0	0	2		
10	David, Jonny	0	0	0	0	0	0	0	0	0	0	0	0	0	0	0	0	0	+
11	Mulder, Mychal	2	3	-2	3	0	0	0	0	1	1	2	6	0	0	0	0	9	
14	Wynyard, Brad	0	0	0	0	0	0	0	0	0	0	0	0	0	0	0	0	0	
15	Humries, Isaac	0	0	0	0	0	0	2	2	4	0	0	0	0	0	0	0	7	
04	Callipari, Tai	0	0	0	0	0	0	0	0	0	0	0	0	0	0	0	0	2	
25	Hawkins, Dominique	1	4	-2	0	0	0	0	2	2	2	2	2	1	1	0	0	15	
30	Pulliam, Dillon	0	0	0	0	0	0	0	0	0	0	0	0	0	0	0	0	0	
35	Willis, Derek	6	-8	3	-5	0	-2	2	3	5	3	15	0	0	0	2	0	19	
	Team							2	2	4									

FG % 1st Half:	15-30	50.0%	2nd half:	17-30	56.7%	Game:	32-60	53.3%	Deadball Rebound 4.2
3FG % 1st Half:	3-10	30.0%	2nd half:	2-9	22.2%	Game:	5-19	26.3%	
FT % 1st Half:	8-12	66.7%	2nd half:	20-28	71.4%	Game:	28-40	70.0%	

Officials: Doug Shows, Terry Wymer, Alfred Smith
Technical fouls: Arkansas-Barford, Jaylen. Kentucky-Fox, De'Aaron.
Attendance: 24322

Score by periods	1st	2nd	Total
Arkansas	38	33	71
Kentucky	41	56	97

Last FG - AR 2nd-01:24, UK 2nd-00:53. Score tied - 2 times.
Largest lead - AR by 4 1st-08:04, UK by 26 2nd-00:21. Lead changed - 6 times.
AR led for 03:21, UK led for 36:20. Game was tied for 00:19.

#6/6 Kentucky 87, Vanderbilt 81
Jan. 10, 2017 | Nashville, Tenn.

Kentucky 87 • 14-2, 4-0 SEC

#	Player	Total		3-Ptr	Rebounds											
		FG-FGA	FG-FGA		FT-FTA	Off	Def	Tot	PF	TP	A	T	Blk	Stl		
01	Adebayo, Edrice	f	3-4	0-0	8-10	3	4	7	4	14	0	1	0	0	30	
32	Gabriel, Wenyen	f	1-3	0-1	2-4	0	5	5	3	4	0	1	1	0	22	
00	Fox, De'Aaron	g	11-17	0-1	0-0	0	5	5	4	22	2	1	0	1	25	
05	Monk, Malik		6-15	1-4	5-6	0	1	1	3	18	1	0	0	1	29	
13	Briscoe, Isaiah	g	10-18	0-1	3-4	2	5	7	0	23	5	1	0	0	39	
11	Mulder, Mychal		1-3	0-2	0-0	0	2	2	2	2	0	1	0	0	16	
15	Humphries, Isaac		1-4	0-0	0-0	4	3	7	2	2	0	0	0	0	8	
25	Hawkins, Dominique		0-0	0-0	0-0	0	0	0	3	0	0	1	0	0	9	
35	Willis, Derek		1-3	0-0	0-0	1	2	3	2	2	0	0	0	0	22	
	Team					0	3	3								
	Totals		34-67	1-9	18-24	10	30	40	23	87	8	6	1	2	200	

FG % 1st Half: 18-34	52.9%	2nd half: 16-33	48.5%	Game: 34-67	50.7%	Deadba Rebound 0,1
3FG % 1st Half: 1-5	20.0%	2nd half: 0-4	0.0%	Game: 1-9	11.1%	
FT % 1st Half: 8-10	80.0%	2nd half: 10-14	71.4%	Game: 18-24	75.0%	

Vanderbilt 81 • 8-8. 2-2 SEC

		Total			3-Ptr	Rebounds											
#	Player		FG-FGA	FG-FG%	FT-FTA	Off	Def	Tot	PF	TP	A	TO	Blk	Stl	Min		
11	ROBERSON, Jeff	f	7-12	1-3	4-4	2	7	9	2	19	2	0	1	0	38		
03	KORNET, Luke	c	5-11	3-7	3-3	1	7	8	4	16	1	0	0	1	32		
01	WILLIS, Payton	g	1-2	0-1	2-2	0	1	1	4	4	0	1	0	1	11		
05	FISHER-DAVIS, Matthe	g	4-15	2-10	9-11	0	2	2	3	19	0	0	0	0	38		
13	LACHANCE, Riley	g	6-11	2-6	5-8	0	6	6	0	19	4	4	0	0	32		
02	TOYE, Joe		1-1	0-0	0-2	1	2	3	1	2	1	0	0	0	12		
12	BAPTISTE, Djery		0-0	0-0	0-2	0	1	1	4	0	0	1	0	0	6		
19	BROWN, Clevon		0-0	0-0	0-0	0	0	0	1	0	0	0	0	0	2		
24	CRESSLER, Nolan		1-6	0-2	0-0	1	3	4	1	2	2	0	0	0	29		
	Team					0	0	0			1						
Totals			25-58	8-29	23-32	5	29	34	20	81	10	7	1	2	200		

FG % 1st Half:	12-28	42.9%	2nd half:	13-30	43.3%	Game:	25-58	43.1%	Deadball Rebound 6
3FG % 1st Half:	4-15	26.7%	2nd half:	4-14	28.6%	Game:	8-29	27.6%	
FT % 1st Half:	13-17	76.5%	2nd half:	10-15	66.7%	Game:	23-32	71.9%	

Officials: Olandis Poole, Joe Lindsay, Ron Groover
Technical fouls: Kentucky-None. Vanderbilt-None.
Attendance: 12707

Score by periods	1st	2nd	Total	Points	In Paint	Off T/O	2nd Chance	Fast Break	Bench
Kentucky	45	42	87	UK	46	11	9	8	6
Vanderbilt	41	40	81	VU	32	3	4	2	4

Last FG - UK 2nd-00:32, VU 2nd-00:18.
Largest lead - UK by 9 1st-17:19, VU by 2 1st-12:57.
UK led for 33:23. VU led for 03:23. Game was tied for 03:14.



#6/6 Kentucky 92, Auburn 72 Jan. 14, 2017 | Lexington, Ky.

Auburn 72 • 11-6, 1-4

#	Player	Total		3-Ptr		Rebounds			PF	TP	A	TO	Blk	Stl	Min
		FG-FGA	FG-FGA	FT-FTA	Off Def Tot	PF	TP	A TO Blk Stl							
50	Wiley, Austin	c	3-4	0-0	0-0	2 1 3	5	6	0 1 0 0	0	12				
01	Harper, Jared	g	3-7	1-3	1-2	0 0 0	3	8	1 3 0 0	0	25				
04	Dunans, T.J.	g	10-20	2-3	1-2	0 2 2	4	23	1 3 0 1	1	36				
05	Heron, Mustapha	g	4-11	1-2	2-6	0 3 3	3	11	1 2 0 0	0	26				
23	Lang, TJ	g	3-5	3-4	0-2	1 1 2	3	9	0 0 1 0	1	21				
00	Spencer, Horace	g	2-3	0-0	0-0	2 2 4	3	4	0 1 0 0	0	22				
02	Brown, Bryce	g	2-6	2-4	0-0	0 3 3	3	6	1 1 1 0	0	27				
12	Smith, LaRon	g	0-0	0-0	0-0	0 2 2	3	0	1 1 0 0	0	9				
24	McLemore, Anfernee	g	1-2	0-0	0-0	1 2 3	3	2	0 0 0 0	0	6				
35	Johnson, Ronnie	g	1-4	0-0	1-3	1 0 1	1	3	3 1 0 0	0	16				
Team					2 3 5										
Totals			29-62	9-16	5-15	9 19 28	31	72	8 13 2 1	200					

FG % 1st Half: 17-34 50.0% 2nd half: 12-28 42.9% Game: 29-62 46.8% Deadball Rebounds 5
 3FG % 1st Half: 4-7 57.1% 2nd half: 5-9 55.6% Game: 9-16 56.3%
 FT % 1st Half: 1-2 50.0% 2nd half: 4-13 30.8% Game: 5-15 33.3%

Kentucky 92 • 15-2,5-0

#	Player	Total		3-Ptr		Rebounds			PF	TP	A	TO	Blk	Stl	Min
		FG-FGA	FG-FGA	FT-FTA	Off Def Tot	PF	TP	A TO Blk Stl							
03	Adebayo, Edrice	f	4-5	0-0	7-11	2 6 8	2	15	0 3 3 0	35					
32	Gabriel, Wenyen	f	2-8	2-3	0-4	5 11 16	3	6	0 0 2 1	29					
00	Fox, De'Aaron	g	6-11	1-2	0-2	1 3 4	5	13	5 1 0 1	27					
05	Monk, Malik	g	8-14	4-8	4-4	0 1 1	0	24	6 1 1 0	36					
13	Briscoe, Isaiah	g	4-6	2-2	0-0	1 2 3	4	10	5 4 0 1	25					
11	Mulder, Mychal	g	3-5	1-3	5-5	0 1 1	1	12	2 1 0 0	15					
15	Humphries, Isaac	g	2-2	0-0	0-0	1 0 1	1	4	0 1 0 0	5					
25	Hawkins, Dominique	g	2-2	1-1	1-2	0 1 1	1	6	1 1 0 0	19					
35	Willis, Derek	g	1-3	0-0	0-0	0 2 2	1	2	0 1 0 0	9					
Team					2 1 3										
Totals			32-56	11-19	17-32	12 28 40	18	92	19 13 6 3	200					

FG % 1st Half: 18-31 58.1% 2nd half: 14-25 56.0% Game: 32-56 57.1% Deadball Rebounds 8,1
 3FG % 1st Half: 8-12 66.7% 2nd half: 3-7 42.9% Game: 11-19 57.9%
 FT % 1st Half: 7-13 53.8% 2nd half: 10-19 52.6% Game: 17-32 53.1%

Officials: Karl Hess, Terry Oglesby, Sean Casey
 Technical fouls: Auburn-None. Kentucky-None.
 Attendance: 24372

Score by periods	1st	2nd	Total
Auburn	39	33	72
Kentucky	51	41	92

	In	Off	2nd	Fast	
Points	Paint	T/O	Chance	Break	Bench
AU	38	16	14	2	15
UK	36	18	10	12	24

Last FG - AU 2nd-04:28, UK 2nd-01:44.
 Largest lead - AU by 3 1st-15:12, UK by 20 2nd-01:44.
 AU led for 02:23. UK led for 36:54. Game was tied for 00:43.

Score tied - 1 time.
 Lead changed - 9 times.

#5/5 Kentucky 88, Mississippi State 81 Jan. 17, 2017 | Starkville, Miss.

Kentucky 88 • 16-2, 6-0

#	Player	Total		3-Ptr		Rebounds			PF	TP	A	TO	Blk	Stl	Min
		FG-FGA	FG-FGA	FT-FTA	Off Def Tot	PF	TP	A TO Blk Stl							
03	Edrice Adebayo	f	2-2	0-0	1-2	1 3 4	4	5	1 3 2 0	20					
32	Wenyen Gabriel	f	5-5	3-3	0-1	3 5 8	3	13	2 1 3 1	20					
00	De'Aaron Fox	g	8-15	0-3	5-9	0 5 5	0	21	5 3 0 1	36					
05	Malik Monk	g	5-14	0-3	4-6	0 3 3	1	14	4 5 0 1	34					
13	Isaiah Briscoe	g	4-14	0-3	4-4	2 2 4	4	12	3 2 0 2	31					
01	Sacha Killeya-Jones	g	0-0	0-0	0-0	0 0 0	2	0	0 0 0 0	1					
11	Mychal Mulder	g	0-1	0-1	0-0	0 1 1	0	0	1 0 0 0	5					
14	Tai Wynyard	g	0-0	0-0	1-2	1 0 1	1	1	0 0 1 0	5					
15	Isaac Humphries	g	2-5	0-0	0-0	2 0 2	5	4	0 0 0 0	10					
25	Dominique Hawkins	g	2-3	1-1	0-0	2 0 2	1	5	0 0 0 0	16					
35	Derek Willis	g	5-6	3-4	0-0	0 5 5	3	13	0 2 0 0	22					
Team					2 1 3										
Totals			33-65	7-18	15-24	13 25 38	24	88	16 16 6 5	200					

FG % 1st Half: 18-34 52.9% 2nd half: 15-31 48.4% Game: 33-65 50.8% Deadball Rebounds 5
 3FG % 1st Half: 4-8 50.0% 2nd half: 3-10 30.0% Game: 7-18 38.9%
 FT % 1st Half: 6-10 60.0% 2nd half: 9-14 64.3% Game: 15-24 62.5%

Mississippi State 81 • 12-5, 3-2

#	Player	Total		3-Ptr		Rebounds			PF	TP	A	TO	Blk	Stl	Min
		FG-FGA	FG-FGA	FT-FTA	Off Def Tot	PF	TP	A TO Blk Stl							
34	Schneider Herard	f	3-4	0-0	1-4	2 3 5	5	7	0 3 0 0	11					
35	Aric Holman	f	3-7	0-0	0-0	3 1 4	3	6	2 2 2 1	29					
01	Lamar Peters	g	9-16	2-5	5-8	1 6 7	3	25	2 5 0 0	35					
04	Mario Kegler	g	6-10	1-3	0-2	2 6 8	3	13	2 2 1 1	32					
11	Q Weatherspoon	g	6-12	1-5	2-4	1 2 3	5	15	2 3 0 4	27					
02	Eli Wright	g	1-2	0-0	0-0	0 0 0	2	2	0 0 0 1	8					
03	Xavian Stapleton	g	3-7	1-4	2-2	0 0 0	5	9	0 3 0 1	17					
15	IJ Ready	g	1-1	0-0	2-2	0 0 0	0	4	1 0 0 0	29					
23	Tyson Carter	g	0-0	0-0	0-0	0 1 1	0	0	1 0 0 0	7					
45	E.J. Datcher	g	0-0	0-0	0-0	0 0 0	2	0	0 0 0 2	5					
Team					0 4 4										
Totals			32-59	5-17	12-22	9 23 32	28	81	10 19 3 10	200					

FG % 1st Half: 14-27 51.9% 2nd half: 18-32 56.3% Game: 32-59 54.2% Deadball Rebounds 3
 3FG % 1st Half: 2-8 25.0% 2nd half: 3-9 33.3% Game: 5-17 29.4%
 FT % 1st Half: 4-8 50.0% 2nd half: 8-14 57.1% Game: 12-22 54.5%

Officials: Ted Valentine, Byron Jarrett, William Covington
 Technical fouls: Kentucky-Isaiah Briscoe; TEAM. Mississippi State-Q Weatherspoon; Aric Holman.
 Attendance: 9768

Score by periods	1st	2nd	Total
Kentucky	46	42	88
Mississippi State	34	47	81

	In	Off	2nd	Fast	
Points	Paint	T/O	Chance	Break	Bench
UK	42	24	12	6	23
MS	54	23	13	20	15

Last FG - UK 2nd-00:57, MS 2nd-00:38.
 Largest lead - UK by 18 2nd-12:54, MS None.
 UK led for 38:28. MS led for 00:00. Game was tied for 01:32.

Score tied - 3 times.
 Lead changed - 0 times.

#5/5 Kentucky 85, #24/24 South Carolina 69 Jan. 21, 2017 | Lexington, Ky.

#24/24 South Carolina 69 • 15-4, 5-1

#	Player	Total		3-Ptr		Rebounds			PF	TP	A	TO	Blk	Stl	Min
		FG-FGA	FG-FGA	FT-FTA	Off Def Tot	PF	TP	A TO Blk Stl							
21	Kotsar, Maik	f	2-2	0-0	0-0	0 1 1	4	4	1 1 0 1	16					
30	Silva, Chris	f	1-2	0-0	1-2	1 3 4	4	3	0 3 0 0	9					
00	Thornwell, Sindarius	g	9-23	2-6	14-15	3 3 6	2	34	1 3 1 1	37					
04	Felder, Rakym	g	1-6	0-3	1-2	0 3 3	2	3	1 4 0 0	19					
10	Notice, Duane	g	2-7	0-4	0-0	1 0 1	1	4	4 1 0 1	37					
02	Gravett, Hassani	g	3-4	1-1	0-0	0 1 1	4	7	0 1 0 1	12					
05	Blanton, Temarcus	g	5-6	2-2	0-0	1 0 1	0	12	0 0 0 1	9					
20	Mckie, Justin	g	1-7	0-4	0-0	1 2 3	4	2	4 0 0 0	33					
23	Hinson, Evan	g	0-0	0-0	0-0	0 0 0	0	0	0 0 0 0	1					
24	Keita, Sedee	g	0-1	0-0	0-0	2 1 3	2	0	0 0 0 2	17					
31	Holliman, Jarrell	g	0-0	0-0	0-0	0 0 0	3	0	0 0 0 0	10					
Team					2 2 4										
Totals			24-58	5-20	16-19	11 16 27	26	69	11 13 1 7	200					

FG % 1st Half: 13-25 52.0% 2nd half: 11-33 33.3% Game: 24-58 41.4% Deadball Rebounds 2,1

#2/1 Kansas 79, #4/4 Kentucky 73

Jan. 28, 2017 | Lexington, Ky.

#2/1 KANSAS 79 • 19-2, 7-1

#	Player		Total		3-Ptr		Rebounds			PF	TP	A TO Blk Stl					Min
			FG-FGA	FG-FGA	FT-FTA	Off Def Tot	PF	TP	A TO Blk Stl								
33	Lucas, Landen	c	6-6	0-0	1-1	3 2 5	5	13	0 0 1 1	1	27						
00	Mason III, Frank	g	9-18	1-4	2-5	0 3 3	0	21	4 4 0 2	37							
04	Graham, Devonte'	g	4-11	2-7	2-2	2 5 7	2	12	1 5 0 1	37							
10	Mykhailiuk, Svi	g	2-6	0-2	4-6	1 1 2	2	8	1 0 0 0	28							
11	Jackson, Josh	g	9-17	2-5	0-2	2 8 10	1	20	3 2 0 2	39							
02	Vick, Lagerald	g	1-4	0-1	0-0	0 3 3	1	2	0 0 0 2	18							
22	Coleby, Dwight	g	1-1	0-0	1-2	0 1 1	4	3	0 0 0 1	10							
44	Lightfoot, Mitch	g	0-1	0-0	0-0	1 0 1	0	0	0 1 1 0	4							
Team						1 1 2											
Totals			32-64	5-19	10-18	10 24 34	15	79	9 12 2 9	200							

FG % 1st Half: 12-30 40.0% 2nd half: 20-34 58.8% Game: 32-64 50.0% Deadball Rebounds 2
 3FG % 1st Half: 0-8 0.0% 2nd half: 5-11 45.5% Game: 5-19 26.3%
 FT % 1st Half: 3-6 50.0% 2nd half: 7-12 58.3% Game: 10-18 55.6%

Kentucky 73 • 17-4, 7-1

#	Player		Total		3-Ptr		Rebounds			PF	TP	A TO Blk Stl					Min
			FG-FGA	FG-FGA	FT-FTA	Off Def Tot	PF	TP	A TO Blk Stl								
03	Adebayo, Edrice	f	3-7	0-0	4-10	4 4 8	4	10	3 4 1 2	37							
32	Gabriel, Wenyen	f	0-3	0-0	0-0	0 2 2	1	0	0 1 0 1	14							
00	Fox, DeAaron	g	5-12	0-2	0-0	0 2 2	3	10	2 5 0 2	38							
05	Monk, Malik	g	6-13	2-6	4-5	1 3 4	2	18	2 2 0 0	39							
13	Briscoe, Isaiah	g	4-9	1-2	3-4	3 5 8	3	12	6 3 0 0	26							
15	Humphries, Isaac	g	0-0	0-0	0-0	0 0 0	2	0	0 1 1 0	4							
25	Hawkins, Dominique	g	2-4	0-1	1-1	1 3 4	1	5	1 0 0 0	17							
35	Willis, Derek	g	6-7	5-6	1-2	0 6 6	1	18	0 1 2 0	25							
Team						0 1 1											
Totals			26-55	8-20	13-22	9 26 35	17	73	14 17 4 5	200							

FG % 1st Half: 12-28 42.9% 2nd half: 14-27 51.9% Game: 26-55 47.3% Deadball Rebounds 5,2
 3FG % 1st Half: 3-8 37.5% 2nd half: 5-12 41.7% Game: 8-20 40.0%
 FT % 1st Half: 5-11 45.5% 2nd half: 8-11 72.7% Game: 13-22 59.1%

Officials: Doug Shows, Joe DeRosa, Keith Kimble
 Technical fouls: #2/1 KANSAS-None. Kentucky-None.
 Attendance: 24418

Score by periods	1st	2nd	Total
#2/1 KANSAS	27	52	79
Kentucky	32	41	73

	Points	In Paint	Off T/O	2nd Chance	Fast Break	Bench
KU	44	21	17	10	5	
UK	34	7	7	6	23	

Last FG - KU 2nd-01:09, UK 2nd-00:21.
 Largest lead - KU by 10 2nd-04:41, UK by 12 1st-10:03.
 UK led for 14:02. UK led for 23:38. Game was tied for 02:20.

Score tied - 4 times.
 Lead changed - 8 times.

#8/6 Kentucky 90, Georgia 81 (OT)

Jan. 31, 2017 | Lexington, Ky.

Georgia 81 • 13-9, 4-5

#	Player		Total		3-Ptr		Rebounds			PF	TP	A TO Blk Stl					Min
			FG-FGA	FG-FGA	FT-FTA	Off Def Tot	PF	TP	A TO Blk Stl								
01	Maten, Yante	f	8-15	1-1	5-9	1 4 5	2	22	5 3 1 0	39							
34	Ogbeide, Derek	f	7-9	0-0	4-7	2 11 13	4	18	0 0 2 1	35							
00	Jackson, William II	g	0-0	0-0	1-2	0 1 1	1	1	1 1 0 0	16							
03	Parker, Juwan	g	2-6	0-1	0-0	0 0 0	5	4	1 2 0 0	23							
30	Frazier, J.J.	g	8-21	3-4	4-5	1 2 3	5	23	5 3 0 3	41							
02	Harris, Jordan	g	3-5	2-2	1-1	0 2 2	4	9	1 1 0 0	28							
04	Crump, Tyree	g	0-2	0-1	0-0	0 0 0	1	0	0 1 0 0	3							
05	Diatta, Pape	g	1-2	0-1	0-0	0 2 2	3	2	0 2 0 0	4							
13	Wilridge, E'Torrior	g	0-0	0-0	0-0	0 2 2	1	0	1 3 1 1	17							
25	Geno, Kenny Paul	g	0-0	0-0	0-0	0 0 0	0	0	1 0 0 0	7							
32	Edwards, Mike	g	1-1	0-0	0-0	0 1 1	2	2	0 0 0 0	12							
Team						3 0 3											
Totals			30-61	6-10	15-24	7 25 32	28	81	15 17 4 5	225							

FG % 1st Half: 12-25 48.0% 2nd half: 16-30 53.3% OT: 2-6 33.3% Game: 30-61 49.2% Deadball Rebounds 5
 3FG % 1st Half: 3-5 60.0% 2nd half: 3-4 75.0% OT: 0-1 0.0% Game: 6-10 60.0%
 FT % 1st Half: 2-3 66.7% 2nd half: 12-18 66.7% OT: 1-3 33.3% Game: 15-24 62.5%

Kentucky 90 • 18-4, 8-1

#	Player		Total		3-Ptr		Rebounds			PF	TP	A TO Blk Stl					Min
			FG-FGA	FG-FGA	FT-FTA	Off Def Tot	PF	TP	A TO Blk Stl								
03	Adebayo, Edrice	f	4-6	0-0	4-6	2 3 5	4	12	0 1 1 1	22							
15	Humphries, Isaac	f	2-5	0-0	0-0	4 3 7	3	4	0 1 0 0	13							
35	Willis, Derek	f	1-4	1-4	0-0	0 5 5	4	3	4 0 0 2	36							
05	Monk, Malik	g	10-21	7-11	10-12	0 3 3	1	37	1 5 3 3	44							
13	Briscoe, Isaiah	g	6-15	0-2	11-15	4 7 11	3	23	8 6 0 0	45							
14	Wynyard, Tai	g	0-0	0-0	0-0	0 2 2	3	0	0 1 1 1	12							
25	Hawkins, Dominique	g	1-5	0-2	2-2	0 1 1	1	4	1 0 0 0	25							
32	Gabriel, Wenyen	g	3-8	1-2	0-1	5 1 6	3	7	0 0 1 0	28							
Team						2 3 5											
Totals			27-64	9-21	27-36	17 28 45	22	90	14 14 6 7	225							

FG % 1st Half: 9-31 29.0% 2nd half: 14-27 51.9% OT: 4-6 66.7% Game: 27-64 42.2% Deadball Rebounds 4
 3FG % 1st Half: 2-8 25.0% 2nd half: 5-10 50.0% OT: 2-3 66.7% Game: 9-21 42.9%
 FT % 1st Half: 9-10 90.0% 2nd half: 14-20 70.0% OT: 4-6 66.7% Game: 27-36 75.0%

Officials: Tony Greene, Pat Adams, Don Daily
 Technical fouls: Georgia-None. Kentucky-None.
 Attendance: 23814

Score by periods	1st	2nd	OT	Total
Georgia	29	47	5	81
Kentucky	29	47	14	90

	Points	In Paint	Off T/O	2nd Chance	Fast Break	Bench
UGA	40	18	3	4	13	
UK	30	20	24	6	11	

Last FG - UGA OT-03:10, UK OT-01:51.
 Largest lead - UGA by 14 1st-14:07, UK by 9 OT-00:43.
 UGA led for 19:35. UK led for 18:56. Game was tied for 06:28.

Score tied - 6 times.
 Lead changed - 3 times.

#24/23 Florida 88, #8/6 Kentucky 66

Feb. 4, 2017 | Gainesville, Fla.

Kentucky 66 • 18-5, 8-2 SEC

#	Player		Total		3-Ptr		Rebounds			PF	TP	A TO Blk Stl					Min
			FG-FGA	FG-FGA	FT-FTA	Off Def Tot	PF	TP	A TO Blk Stl								
03	Adebayo, Edrice	f	4-10	0-0	1-5	1 6 7	3	9	1 2 1 4	33							
32	Gabriel, Wenyen	f	2-2	1-1	0-2	1 4 5	5	5	0 0 1 0	13							
05	Monk, Malik	g	4-14	3-7	0-0	0 0 0	4	11	2 1 1 0	34							
13	Briscoe, Isaiah	g	3-10	0-1	0-2	1 2 3	2	6	3 4 0 0	30							
25	Hawkins, Dominique	g	0-4	0-2	4-4	0 0 0	1	4	0 3 0 1	21							
00	Fox, DeAaron	g	5-11	0-1	9-10	0 3 3	4	19	0 3 0 0	25							
11	Mulder, Mychal	g	3-6	2-5	0-0	1 0 1	0	8	0 0 0 1	16							
14	Wynyard, Tai	g	1-1	0-0	0-0	1 0 1	2	2	0 0 0 0	7							
15	Humphries, Isaac	g	0-0	0-0	0-0	1 0 1	0	0	1 0 0 0	3							
35	Willis, Derek	g	1-3	0-1	0-0	0 5 5	3	2	0 0 0 1	18							
Team						1 2 3											
Totals			23-61	6-18	14-23	6 23 29	24	66	7 13 3 7	200							

FG % 1st Half: 9-30 30.0% 2nd half: 14-31 45.2% Game: 23-61 37.7% Deadball Rebounds 4
 3FG % 1st Half: 2-7 28.6% 2nd half: 4-11 36.4% Game: 6-18 33.3%
 FT % 1st Half: 6-10 60.0% 2nd half: 8-13 61.5% Game: 14-23 60.9%

#24/23 Florida 88 • 18-5, 8-2 SEC

#	Player		Total		3-Ptr		Rebounds			PF	TP	A TO Blk Stl					Min
			FG-FGA	FG-FGA	FT-FTA	Off	Def	Tot	A			TO	Blk	Stl			
01	Robinson, Devin	f	5-7	3-4	3-5	3	6	9	1	16	0	2	2	0	36		
23	Leon, Justin	f	1-4	1-3	0-1	1	2	3	4	3	0	1	0	0	19		
15	Egbunse, John	c	3-4	0-0	2-6	3	4	7	4	8	0	2	1	0	21		
00	Hill, Kasey		8-16	1-3	2-8	0	5	5	2	21	6	3	1	1	27		
05	Allen, KeVaughn	g	4-12	2-8	2-2	0	4	4	0	12	3	1	0	2	26		
02	Hester, Eric		1-1	1-1	0-0	1	1	2	0	3	0	0	0	0	6		
11	Chiozza, Chris		1-7	0-4	0-0	0	9	9	3	2	9	2	0	2	28		
13	Hayes, Kevinarius		2-2	0-0	1-1	2	3	5	5	5	0	2	3	0	12		
34	Barry, Canyon		4-7	2-3	4-4	0	0	0	4	14	0	0	0	0	18		
32	Rimmer, Schuyler		1-2	0-0	2-2	1	0	1	0	4	0	1	0	0	7		
	Team					6	3	9				3					
Totals			30-62	10-26	18-29	17	37	54	23	88	17	7	7	5	200		

#15/12 Kentucky 67, Alabama 58

Feb. 11, 2017 | Tuscaloosa, Ala.

Kentucky 67 • 20-5, 10-2

#	Player	Total		3-Ptr	Rebounds			PF	TP	A	TO	Blk	Stl	Min
		FG-FGA	FG-FGA		Off	Def	Tot							
03	Adebayo, Edrice	f	5-9	0-0	4-4	3	4	7	5	14	0	2	0	28
32	Gabriel, Wenyen	f	1-3	0-1	0-0	2	4	6	4	2	0	1	3	29
00	Fox, De'Aaron	g	3-12	0-2	1-1	1	0	1	4	7	3	2	0	30
05	Monk, Malik	g	6-15	2-6	3-4	0	1	1	3	17	1	0	1	33
13	Briscoe, Isaiah	g	5-11	0-1	1-7	1	10	11	1	11	4	4	0	35
11	Mulder, Mychal	g	1-3	0-1	0-0	1	1	2	2	2	0	2	0	11
15	Humphries, Isaac	g	2-3	0-0	0-0	1	1	2	4	4	0	0	0	8
25	Hawkins, Dominique	g	2-3	0-1	1-2	0	0	0	4	5	3	0	0	14
35	Willis, Derek	g	2-3	1-2	0-0	1	3	4	0	5	1	0	0	12
Team					2	5	7							
Totals			27-62	3-14	10-18	12	29	41	27	67	12	12	6	200

FG % 1st Half: 12-29 41.4% 2nd half: 15-33 45.5% Game: 27-62 43.5%
 3FG % 1st Half: 2-8 25.0% 2nd half: 1-6 16.7% Game: 3-14 21.4%
 FT % 1st Half: 3-8 37.5% 2nd half: 7-10 70.0% Game: 10-18 55.6%

Deadball
Rebounds
2

Alabama 58 • 14-10, 7-5

#	Player	Total		3-Ptr	Rebounds			PF	TP	A	TO	Blk	Stl	Min
		FG-FGA	FG-FGA		Off	Def	Tot							
21	Olaniyan, Bola	f	2-4	0-0	1-6	4	6	10	2	5	0	0	0	33
25	Key, Braxton	f	8-13	1-3	4-8	0	4	4	1	21	0	5	0	1
35	Hall, Donta	f	1-2	0-0	2-5	1	2	3	2	4	1	1	0	16
01	Norris, Riley	g	4-9	1-3	0-0	1	2	3	2	9	0	1	0	32
12	Ingram, Dazon	g	5-7	0-0	2-4	0	8	8	4	12	3	5	0	1
03	Collins, Corban	g	1-3	1-2	0-0	2	2	2	2	3	0	1	0	29
05	Johnson Jr, Avery	g	0-5	0-2	0-1	0	0	0	2	0	0	0	0	12
10	Taylor, Jimmie	g	1-1	0-0	0-2	2	5	7	1	2	0	2	0	15
11	Hale, Shannon	g	0-1	0-0	0-0	0	0	0	2	0	0	0	0	4
22	Davis, Ar'Mond	g	1-6	0-4	0-0	1	0	1	2	2	0	1	0	12
Team					0	0	0							
Totals			23-51	3-14	9-26	9	29	38	20	58	4	16	0	200

FG % 1st Half: 8-25 32.0% 2nd half: 15-26 57.7% Game: 23-51 45.1%
 3FG % 1st Half: 1-7 14.3% 2nd half: 2-7 28.6% Game: 3-14 21.4%
 FT % 1st Half: 3-11 27.3% 2nd half: 6-15 40.0% Game: 9-26 34.6%

Deadball
Rebounds
7

Officials: Mike Nance, Lee Cassell, Rob Rorke
 Technical fouls: Kentucky-None. Alabama-None.
 Attendance: 15383

Score by periods	1st	2nd	Total
Kentucky	29	38	67
Alabama	20	38	58

Points	In Paint	Off T/O	2nd Chance	Fast Break	Bench
UK	38	14	9	16	16
UA	38	8	10	6	7

Last FG - UK 2nd-00:33, UA 2nd-00:13.
 Largest lead - UK by 18 2nd-15:18, UA by 3 1st-15:58.
 UK led for 34:56. UA led for 00:32. Game was tied for 04:32.

Score tied - 3 times.
 Lead changed - 2 times.

#13/11 Kentucky 83, Tennessee 58

Feb. 14, 2017 | Lexington, Ky.

Tennessee 58 • 14-12, 6-7

#	Player	Total		3-Ptr	Rebounds			PF	TP	A	TO	Blk	Stl	Min
		FG-FGA	FG-FGA		Off	Def	Tot							
02	Williams, Grant	f	3-7	1-2	1-2	1	2	3	1	8	2	4	1	27
11	Alexander, Kyle	f	0-0	0-0	0-0	0	3	3	0	0	0	0	0	7
00	Bone, Jordan	g	5-9	2-4	3-4	0	4	4	4	15	2	3	0	32
03	Hubbs III, Robert	g	2-6	0-0	3-4	0	2	2	1	7	0	2	0	24
23	Bowden, Jordan	g	0-6	0-3	2-2	1	3	4	2	2	2	2	1	32
01	Turner, Lamonte	g	0-3	0-2	0-0	0	3	3	0	0	0	0	1	14
05	Schofield, Admiral	g	6-10	0-1	5-5	1	6	7	1	17	0	0	0	25
12	Parker, Kwe	g	0-0	0-0	0-0	0	0	0	0	0	0	1	0	1
21	Evans, Lew	g	0-1	0-0	0-0	1	2	3	3	0	1	0	0	17
24	Campbell, Lucas	g	0-0	0-0	2-3	0	0	0	0	2	0	0	0	1
25	Phillips, Shembari	g	2-9	0-3	3-4	0	3	3	7	0	0	0	0	28
32	Woodson, Brad	g	0-1	0-1	0-0	0	0	0	0	0	0	0	0	2
Team					2	1	3							
Totals			18-52	3-16	19-24	6	29	35	15	58	7	13	3	200

FG % 1st Half: 9-29 31.0% 2nd half: 9-23 39.1% Game: 18-52 34.6%
 3FG % 1st Half: 2-9 22.2% 2nd half: 1-7 14.3% Game: 3-16 18.8%
 FT % 1st Half: 12-14 85.7% 2nd half: 7-10 70.0% Game: 19-24 79.2%

Deadball
Rebounds
0

Kentucky 83 • 21-5, 11-2

#	Player	Total		3-Ptr	Rebounds			PF	TP	A	TO	Blk	Stl	Min
		FG-FGA	FG-FGA		Off	Def	Tot							
03	Adebayo, Edrice	f	3-5	0-0	1-2	5	7	12	2	7	0	3	1	33
32	Gabriel, Wenyen	f	0-2	0-1	0-0	0	2	2	1	0	0	0	2	10
00	Fox, De'Aaron	g	5-13	0-2	3-5	0	3	3	5	13	6	0	1	2
05	Monk, Malik	g	7-18	4-7	2-2	0	8	8	1	20	2	2	1	33
13	Briscoe, Isaiah	g	6-10	0-2	0-1	1	3	4	3	12	6	1	1	22
11	Mulder, Mychal	g	1-3	1-2	0-0	0	4	4	2	3	0	0	0	8
15	Humphries, Isaac	g	1-2	0-0	0-0	0	2	2	0	2	0	0	0	8
20	Calipari, Brad	g	0-0	0-0	0-0	0	0	0	0	0	0	0	0	2
25	Hawkins, Dominique	g	3-6	2-4	2-2	2	2	4	1	10	2	1	0	24
35	Willis, Derek	g	6-10	4-7	0-0	1	2	3	2	16	1	0	0	28
Team					1	0	1							
Totals			32-69	11-25	8-12	10	33	43	17	83	17	7	6	200

FG % 1st Half: 16-35 45.7% 2nd half: 16-34 47.1% Game: 32-69 46.4%
 3FG % 1st Half: 10-18 55.6% 2nd half: 1-7 14.3% Game: 11-25 44.0%
 FT % 1st Half: 5-7 71.4% 2nd half: 3-5 60.0% Game: 8-12 66.7%

Deadball
Rebounds
2

Officials: Pat Adams, Lamar Simpson, Doug Shows
 Technical fouls: Tennessee-None. Kentucky-None.
 Attendance: 24391

Score by periods	1st	2nd	Total
Tennessee	32	26	58
Kentucky	47	36	83

Points	In Paint	Off T/O	2nd Chance	Fast Break	Bench
UT	18	4	6	0	26
UK	32	17	7	18	31

Last FG - UT 2nd-02:11, UK 2nd-03:34.
 Largest lead - UT by 5 1st-18:19, UK by 28 2nd-05:04.
 UT led for 03:40. UK led for 36:06. Game was tied for 00:14.

Score tied - 0 times.
 Lead changed - 1 time.

#13/11 Kentucky 82, Georgia 77

Feb. 18, 2017 | Athens, Ga.

Kentucky 82 • 22-5, 12-2

#	Player	Total		3-Ptr	Rebounds			PF	TP	A	TO	Blk	Stl	Min
		FG-FGA	FG-FGA		Off	Def	Tot							
03	Adebayo, Edrice	f	5-8	0-0	3-4	2	6	8	2	13	1	3	2	36
32	Gabriel, Wenyen	f	1-2	1-2	0-0	1	0	1	3	3	0	0	0	10
00	Fox, De'Aaron	g	4-14	0-2	8-10	1	4	5	3	16	5	4	0	25
05	Monk, Malik	g	3-11	1-5	9-11	0	2	2	1	16	5	1	0	36
13	Briscoe, Isaiah	g	4-12	0-3	1-1	3	3	6	5	9	2	4	0	24
11	Mulder, Mychal	g	3-6	3-6	0-0	1	1	2	0	9	0	0	0	14
15	Humphries, Isaac	g	0-0	0-0	0-0	0	0	0	1	0	0	0	0	4
25	Hawkins, Dominique	g	3-5	1-2	2-2	0	0	0	5	9	0	0	0	21
35	Willis, Derek	g	3-3	1-1	0-0	4	8	12	1	7	0	2	0	30
Team					2	3	5							
Totals			26-61	7-21	23-28	14	27	41	21	82	13	14	2	200

FG % 1st Half: 12-26 46.2% 2nd half: 14-35 40.0% Game: 26-61 42.6%
 3FG % 1st Half: 4-10 40.0% 2nd half: 3-11 27.3% Game: 7-21 33.3%
 FT % 1st Half: 5-5 100.0% 2nd half: 18-23 78.3% Game: 23-28 82.1%

Deadball
Rebounds
2

Georgia 77 • 15-12, 6-8

#	Player		Total			3-Ptr		Rebounds					PF	TP	A	TO	Blk	Stl	Min.
			FG	FGA	FT	FTA	Off	Def	Tot										
01	Maten, Yante	f	0-0	0-0	0-0	0	0	0	0	0	0	0	0	0	0	0	0	2	
13	Wilridge,E'Torrior	f	1-2	0-0	0-0	0	2	2	3	2	2	4	1	0	32				
34	Ogbeide, Derek	f	2-3	0-0	0-1	0	11	11	5	4	2	2	1	0	30				
30	Parker, Juwan	g	4-10	0-3	2-2	1	3	4	3	10	1	1	0	0	30				
03	Frazier, J.J.	g	11-22	2-7	12-15	0	3	3	3	36	3	2	1	2	35				
00	Jackson, William II	g	3-5	0-2	0-0	0	0	0	2	6	0	0	0	0	16				
04	Crump, Tyree		0-1	0-1	0-0	0	0	0	0	0	0	0	0	0	3				
25	Diatla, Pape		3-6	1-2	2-2	0	1	1	1	9	0	0	0	0	11				
04	Kessler, Houston		0-0	0-0	0-0	0	0	0	3	0	0	0	0	0	6				
35	Geno,Kenny Paul		0-0	0-0	0-0	0	0	0	0	0	0	0	0	0	1				
02	Edwards, Mike		4-6	0-0	2-4	1	2	3	2	10	0	2	1	0	34				
	Team					0	2	2											
Totals			28-55	3-15	18-24	2	24	26	22	77	8	11	4	2	200				

#11/10 Kentucky 76, #13/12 Florida 66 Feb. 25, 2017 | Lexington, Ky.

Florida 66 • 23-6, 13-3

#	Player		Total		3-Ptr		Rebounds				PF	TP	A	TO	Blk	Stl	Min
			FG	FGA	FG	FGA	FT	FTA	Off	Def							
01	Robinson, Devin	f	3-13	1-2	2-3		4	7	11	3	9	0	0	0	0	1	28
13	Hayes, Kevarrus	f	2-4	0-0	0-0		2	2	4	4	4	0	0	2	0	0	27
23	Leon, Justin	f	5-11	2-7	1-1		2	1	3	3	13	1	2	0	1	0	29
00	Hill, Kasey	g	2-10	0-0	0-0		0	1	1	4	4	3	0	0	0	2	27
05	Allen, KeVaughn	g	9-17	5-11	1-1		0	2	2	4	24	2	1	0	1	0	33
02	Hester, Eric		0-0	0-0	0-0		0	0	0	0	0	0	0	0	0	0	3
11	Chiozza, Chris		4-9	1-4	0-1		1	4	5	4	9	5	2	0	0	0	22
24	Barry, Canyon		1-5	1-4	0-0		0	1	1	0	3	1	1	0	1	0	18
25	Stone, Keith		0-2	0-2	0-0		0	1	1	0	0	0	0	0	0	0	11
32	Rimmer, Schuyler		0-0	0-0	0-0		0	0	0	0	0	0	0	0	0	0	2
	Team						2	0	2								
Totals			26-71	10-30	4-6		11	19	30	22	66	12	6	2	6	0	200

FG % 1st Half: 11-37 29.7% 2nd half: 15-34 44.1% Game: 26-71 36.6% Deadball Rebounds 0,1
 3FG % 1st Half: 5-14 25.0% 2nd half: 5-16 31.3% Game: 10-30 33.3%
 FT % 1st Half: 1-2 50.0% 2nd half: 3-4 75.0% Game: 4-6 66.7%

Kentucky 76 • 24-5, 14-2

#	Player		Total		3-Ptr		Rebounds				PF	TP	A	TO	Blk	Stl	Min
			FG	FGA	FG	FGA	FT	FTA	Off	Def							
03	Adebayo, Edrice	f	7-11	0-0	4-5		6	9	15	2	18	0	0	1	0	0	35
32	Gabriel, Wenyen	f	0-1	0-1	2-2		0	3	3	0	2	1	1	0	0	0	19
05	Monk, Malik	g	9-18	5-7	10-11		1	3	4	2	33	5	6	0	0	0	33
11	Mulder, Mychal	g	1-6	0-3	2-2		0	0	0	1	4	1	2	1	0	0	21
13	Briscoe, Isaiah	g	3-6	0-0	3-5		1	7	8	4	9	2	2	0	0	0	26
15	Humphries, Isaac		1-1	0-0	0-0		0	0	0	0	2	0	0	0	0	0	4
25	Hawkins, Dominique		1-6	0-0	1-2		3	3	6	3	3	4	1	0	2	3	37
35	Willis, Derek		2-4	1-3	0-0		0	9	9	1	5	0	2	0	1	0	25
Team							1	2	3								
Totals				24-53	6-14	22-27	12	36	48	13	76	13	16	2	3	200	

FG % 1st Half: 8-28 28.6% 2nd half: 16-25 64.0% Game: 24-53 45.3% Deadball Rebounds 2
 3FG % 1st Half: 2-8 25.0% 2nd half: 4-6 66.7% Game: 6-14 42.9%
 FT % 1st Half: 10-13 76.9% 2nd half: 12-14 85.7% Game: 22-27 81.5%

Officials: Olandis Poole, Antinio Petty, Kipp Kissingier
 Technical fouls: Florida-Allen, KeVaughn. Kentucky-Briscoe, Isaiah.
 Attendance: 24431

Score by periods	1st	2nd	Total
Florida	28	38	66
Kentucky	28	48	76

Points	In Paint	Off T/O	2nd Chance	Fast Break	Bench
UF	26	13	11	12	12
UK	32	8	11	4	10

Last FG - UF 2nd-01:53, UK 2nd-00:37.
 Largest lead - UF by 12 1st-13:11, UK by 10 2nd-04:04.
 UF led for 24:45. UK led for 11:41. Game was tied for 03:34.
 Score tied - 7 times.
 Lead changed - 9 times.

#9/9 Kentucky 73, Vanderbilt 67 Feb. 28, 2017 | Lexington, Ky.

Vanderbilt 67 • 16-14, 9-8

#	Player		Total			3-Ptr		Rebounds		PF	TP	A	TO	Blk	Stl	Min
			FG-FGA	FG-FGA	FT-FTA	Off	Def	Tot								
03	KORNET, Luke	f	7-13	3-8	4-4	1	4	5	2	21	0	0	1	1	36	
11	ROBERSON, Jeff	f	3-8	1-4	2-2	1	5	6	1	9	2	6	1	1	36	
02	TOYE, Joe	g	3-8	3-6	6-8	0	1	1	4	15	0	1	0	0	30	
13	LACHANCE, Riley	g	2-4	1-2	0-0	0	6	6	4	5	2	2	0	1	32	
24	CRESSLER, Nolan	g	4-7	1-2	0-2	0	5	5	5	9	2	3	0	2	30	
01	WILLIS, Payton		3-5	2-2	0-0	0	1	1	2	8	1	3	0	0	10	
05	FISHER-DAVIS, Matthe		0-4	0-4	0-0	0	2	2	4	0	3	1	1	0	18	
12	BAPTISTE, Djery		0-0	0-0	0-0	0	0	0	2	0	0	2	0	0	4	
15	BROWN, Clevon		0-0	0-0	0-0	0	0	0	1	0	0	0	0	0	4	
Team						2	0	2								
Totals				22-49	11-28	12-16	4	24	28	25	67	10	18	3	5	200

FG % 1st Half: 12-29 41.4% 2nd half: 10-20 50.0% Game: 22-49 44.9% Deadball Rebounds 2
 3FG % 1st Half: 6-16 37.5% 2nd half: 5-12 41.7% Game: 11-28 39.3%
 FT % 1st Half: 0-2 0.0% 2nd half: 12-14 85.7% Game: 12-16 75.0%

Kentucky 73 • 25-5, 15-2

#	Player		Total		3-Ptr		Rebounds		PF	TP	A	TO	Blk	Stl	Min	
			FG-FGA	FG-FGA	FT-FTA	Off	Def	Tot								
03	Adebayo, Edrice	f	4-6	0-0	8-10	1	5	6	4	16	0	2	1	2	37	
35	Willis, Derek	f	1-4	1-4	0-2	0	8	8	3	3	1	0	3	0	28	
11	Mulder, Mychal	g	2-3	1-2	0-0	0	0	0	1	5	0	0	0	1	7	
13	Briscoe, Isaiah	g	3-6	0-1	1-2	3	4	7	2	7	6	0	0	0	31	
25	Hawkins, Dominique	g	1-3	0-1	0-0	0	2	2	1	2	1	1	0	1	21	
00	Fox, De'Aaron		5-9	1-1	2-2	0	4	4	1	13	1	5	0	0	26	
05	Monk, Malik		8-21	2-6	9-10	1	1	2	1	27	1	3	0	0	35	
15	Humphries, Isaac		0-0	0-0	0-0	1	1	2	0	0	0	0	0	0	3	
32	Gabriel, Wenyen		0-3	0-2	0-0	0	0	0	0	0	0	0	0	0	12	
Team						2	0	2	1							
Totals				24-55	5-17	20-26	8	25	33	14	73	10	11	4	4	200

FG % 1st Half: 9-29 31.0% 2nd half: 15-26 57.7% Game: 24-55 43.6% Deadball Rebounds 5
 3FG % 1st Half: 2-10 20.0% 2nd half: 3-7 42.9% Game: 5-17 29.4%
 FT % 1st Half: 4-7 57.1% 2nd half: 16-19 84.2% Game: 20-26 76.9%

Officials: Anthony Jordan, John Higgins, Jamie Luckie
 Technical fouls: Vanderbilt-None. Kentucky-TEAM.
 Attendance: 24036

Score by periods	1st	2nd	Total
Vanderbilt	30	37	67
Kentucky	24	49	73

Points	In Paint	Off T/O	2nd Chance	Fast Break	Bench
VU	18	9	5	0	8
UK	30	21	6	8	40

Last FG - VU 2nd-00:33, UK 2nd-00:49.
 Largest lead - VU by 19 1st-08:03, UK by 7 2nd-00:49.
 VU led for 33:52. UK led for 03:10. Game was tied for 02:58.
 Score tied - 3 times.
 Lead changed - 3 times.

#9/9 Kentucky 71, Texas A&M 63 March 4, 2017 | College Station, Texas

Kentucky 71 • 26-5, 16-2 SEC

#	Player		Total		3-Ptr		Rebounds			PF	TP	A	TO	Blk	Stl	Min
			FG-FGA	FG-FGA	FT-FTA	Off	Def	Tot								
00	De'Aaron Fox	*	6-13	2-4	5-5	0	3	3	3	19	1	1	0	0	25	
03	Edrice Adebayo	*	6-7	0-0	1-3	4	4	8	2	13	1	1	2	0	36	
05	Malik Monk	*	2-10	0-4	2-2	0	5	5	1	6	3	1	0	1	35	
13	Briscoe, Isaiah	*	3-8	0-2	1-4	1	5	6	2	7	8	1	0	0	32	
35	Willis, Derek	*	4-7	3-6	0-0	2	4	6	4	11	0	1	3	1	25	
11	Mulder, Mychal		1-5	1-5	0-0	0	0	0	2	3	1	0	0	0	10	
15	Humphries, Isaac		1-1	0-0	0-0	0	1	1	0	2	0	0	0	0	4	
25	Hawkins, Dominique		3-6	1-3	1-1	0	0	0	4	8	3	1	0	2	18	
32	Gabriel, Wenyen		0-2	0-0	2-3	1	5	6	3	2	0	0	0	0	15	
	Team					2	2	4								
Totals			26-59	7-24	12-18	10	29	39	21	71	17	6	5	4	200	

FG % 1st Half: 13-34 38.2% 2nd half: 13-25 52.0% Game: 26-59 44.1% Deadball Rebound 3
 3FG % 1st Half: 3-14 21.4% 2nd half: 4-10 40.0% Game: 7-24 29.2%
 FT % 1st Half: 3-4 75.0% 2nd half: 9-14 64.3% Game: 12-18 66.7%

Texas A&M 63 • 16-14; 8-10 SEC

#	Player	*	Total		3-Ptr		Rebounds			PF	TP	A	TO	Blk	Stl	Min
			FG-FGA	FG-FGA	FT-FTA	Off	Def	Total								
03	Gilder, Admon	*	7-17	3-8	5-8	3	2	5	4	22	4	0	0	1	39	
05	Hampton, JC	*	0-2	0-2	1-2	0	2	2	5	1	1	1	0	1	26	
10	Trocha-Morelos, Tonny	*	2-8	1-5	2-2	0	5	5	2	7	10	4	3	0	38	
34	Davis, Tyler	*	4-9	0-0	3-5	2	6	8	3	11	0	2	0	0	35	
42	Miller, Tavarro	*	1-4	0-0	0-2	0	1	1	1	2	0	0	0	0	10	
00	Eubanks, Kobie		0-2	0-1	0-0	0	0	0	1	0	0	0	0	0	4	
12	Collins, Chris		0-0	0-0	0-0	0	0	0	1	0	0	1	0	0	1	
33	Carlton, Chase		0-0	0-0	0-1	0	0	0	0	0	1	0	0	0	12	
44	Williams, Robert		9-15	1-2	1-5	6	7	13	1	20	1	0	2	1	35	
Team						3	2	5								
Totals				23-57	5-18	12-25	14	25	39	18	63	17	8	5	4	200

#8/8 Kentucky 79, Alabama 74 March 11, 2017 | Nashville, Tenn.

Alabama 74 • 19-14, 10-8

#	Player	Total			3-Ptr			Rebounds			PF	TP	A	TO	Blk	Stl	Min
		FG-FGA	FG-FGA	FT-FTA	FG-FGA	FG-FGA	FT-FTA	Off	Def	Tot							
10	Taylor, Jimmie	f	3-6	0-0	1-1	0	3	3	3	7	1	0	1	1	24		
21	Olaniyan, Bola	f	4-4	0-0	0-0	2	2	4	4	8	1	0	0	0	14		
25	Key, Braxton	f	4-15	0-1	3-6	4	2	6	4	11	4	3	0	0	36		
01	Norris, Riley	g	1-6	1-5	6-8	1	5	6	2	9	0	2	0	0	35		
12	Ingram, Dazon	g	7-12	0-2	3-3	2	2	4	5	17	2	4	0	0	34		
02	Schaffer, Lawson		0-0	0-0	0-0	0	0	0	0	0	0	0	0	0	0+		
03	Collins, Corban		3-3	1-1	1-1	0	1	1	5	8	0	1	0	0	15		
05	Johnson Jr, Avery		3-11	1-4	0-0	0	1	1	2	7	2	1	0	1	23		
22	Davis, Ar'Mond		1-3	0-1	0-0	0	0	0	0	2	0	0	0	0	3		
35	Hall, Donta		2-2	0-0	1-1	1	2	3	3	5	0	0	2	2	16		
	Team					2	3	5							1		
	Totals		28-62	3-14	15-20	12	21	33	28	74	10	12	3	4	200		

FG % 1st Half: 12-32 37.5% 2nd half: 16-30 53.3% Game: 28-62 45.2% Deadball
3FG % 1st Half: 2-8 25.0% 2nd half: 1-6 16.7% Game: 3-14 21.4% Rebounds
FT % 1st Half: 6-7 85.7% 2nd half: 9-13 69.2% Game: 15-20 75.0% 5

Kentucky 79 • 28-5, 16-2

#	Player	Total			3-Ptr			Rebounds			PF	TP	A	TO	Blk	Stl	Min
		FG-FGA	FG-FGA	FT-FTA	FG-FGA	FG-FGA	FT-FTA	Off	Def	Tot							
03	Adebayo, Edrice	f	3-4	0-0	4-6	2	7	9	4	10	0	1	1	3	39		
35	Willis, Derek	f	2-5	2-3	0-0	1	1	2	2	6	1	0	1	0	20		
00	Fox, De'Aaron	g	8-12	1-2	11-15	0	5	5	2	28	2	5	0	2	35		
05	Monk, Malik	g	6-14	2-5	6-10	0	4	4	2	20	2	3	0	0	35		
13	Briscoe, Isaiah	g	1-3	0-1	4-5	1	0	1	4	6	3	1	0	1	18		
11	Mulder, Mychal	g	0-1	0-1	0-0	0	0	0	1	0	0	0	0	0	6		
15	Humphries, Isaac		0-0	0-0	0-0	0	1	1	0	0	0	1	0	0	1		
25	Hawkins, Dominique		2-3	1-1	2-2	0	0	0	4	7	1	0	0	1	29		
32	Gabriel, Wenyen		1-2	0-1	0-1	1	3	4	1	2	1	1	0	0	17		
	Team					2	0	2							1		
	Totals		23-44	6-14	27-39	7	21	28	20	79	10	13	2	7	200		

FG % 1st Half: 12-21 57.1% 2nd half: 11-23 47.8% Game: 23-44 52.3% Deadball
3FG % 1st Half: 3-8 37.5% 2nd half: 3-6 50.0% Game: 6-14 42.9% Rebounds
FT % 1st Half: 6-13 46.2% 2nd half: 21-26 80.8% Game: 27-39 69.2% 5,1

Officials: Doug Shows, Tony Greene, Antinio Petty
Technical fouls: Alabama-None. Kentucky-None.
Attendance: 19196

Score by periods	1st	2nd	Total
Alabama	32	42	74
Kentucky	33	46	79

	In	Off	2nd	Fast
Points	Paint	T/O	Chance	Break
UA	46	15	15	2
UK	24	12	12	4

Last FG - UA 2nd-00:07, UK 2nd-01:41.
Largest lead - UA by 10 1st-13:29, UK by 9 2nd-11:24.
UA led for 12:19, UK led for 26:21, Game was tied for 01:20.

Score tied - 3 times.
Lead changed - 5 times.



2016-17 Kentucky Men's Basketball
Kentucky Combined Team Statistics (as of Mar 11, 2017)
All games



RECORD:	OVERALL	HOME	AWAY	NEUTRAL
ALL GAMES	28-5	15-2	7-3	6-0
CONFERENCE	16-2	9-0	7-2	0-0
NON-CONFERENCE	12-3	6-2	0-1	6-0

#	Player	gp-gs	min	avg	Total		3-Point		F-Throw		Rebounds								a	to	blk	stl	pts	avg
					fg-fga	fg%	3fg-fga	3fg%	ft-fga	ft%	off	def	tot	avg	pf	dq								
05	Monk, Malik	33-32	1062	32.2	228-498	.458	94-231	.407	128-157	.815	11	75	86	2.6	61	0	77	72	12	35	678	20.5		
00	Fox, De'Aaron	31-29	909	29.3	177-375	.472	14-61	.230	130-178	.730	15	114	129	4.2	76	2	152	75	5	44	498	16.1		
03	Adebayo, Edrice	33-33	975	29.5	149-243	.613	0-0	.000	136-212	.642	101	155	256	7.8	92	2	23	54	52	24	434	13.2		
13	Briscoe, Isaiah	31-31	936	30.2	147-310	.474	15-54	.278	90-139	.647	49	119	168	5.4	85	2	132	78	5	25	399	12.9		
35	Willis, Derek	33-10	695	21.1	85-173	.491	42-108	.389	19-28	.679	35	132	167	5.1	59	1	24	25	32	20	231	7.0		
11	Mulder, Mychal	27-2	303	11.2	50-117	.427	33-87	.379	12-13	.923	15	27	42	1.6	26	0	9	11	5	8	145	5.4		
32	Gabriel, Wenyen	33-23	642	19.5	60-139	.432	20-61	.328	31-51	.608	58	118	176	5.3	86	2	26	26	33	11	171	5.2		
25	Hawkins, Dominique	33-4	622	18.8	39-113	.345	13-48	.271	38-46	.826	22	33	55	1.7	67	1	62	15	0	25	129	3.9		
15	Humphries, Isaac	33-1	268	8.1	39-77	.506	0-0	.000	13-23	.565	47	50	97	2.9	54	1	8	15	18	6	91	2.8		
01	Killeya-Jones, Sacha	15-0	96	6.4	17-29	.586	0-0	.000	6-15	.400	12	19	31	2.1	19	0	2	7	10	1	40	2.7		
14	Wynyard, Tai	15-0	54	3.6	5-6	.833	0-0	.000	1-3	.333	5	8	13	0.9	11	0	1	2	3	1	11	0.7		
10	David, Jonny	7-0	11	1.6	1-2	.500	1-1	1.000	2-4	.500	0	0	0	0.0	0	0	0	3	0	0	5	0.7		
20	Calipari, Brad	14-0	44	3.1	2-13	.154	2-12	.167	2-5	.400	1	2	3	0.2	3	0	1	2	1	0	8	0.6		
30	Pulliam, Dillon	6-0	8	1.3	0-1	.000	0-0	.000	0-0	.000	0	1	1	0.2	0	0	1	1	0	0	0	0.0		
Team											45	57	102		2		8							
Total.....		33	6625		999-2096	.477	234-663	.353	608-874	.696	416	910	1326	40.2	641	11	518	394	176	200	2840	86.1		
Opponents.....		33	6625		850-2006	.424	203-656	.309	466-695	.671	342	813	1155	35.0	773	-	367	482	101	157	2369	71.8		

TEAM STATISTICS	UK	OPP
SCORING	2840	2369
Points per game	86.1	71.8
Scoring margin	+14.3	-
FIELD GOALS-ATT	999-2096	850-2006
Field goal pct	.477	.424
3 POINT FG-ATT	234-663	203-656
3-point FG pct	.353	.309
3-pt FG made per game	7.1	6.2
FREE THROWS-ATT	608-874	466-695
Free throw pct	.696	.671
F-Throws made per game	18.4	14.1
REBOUNDS	1326	1155
Rebounds per game	40.2	35.0
Rebounding margin	+5.2	-
ASSISTS	518	367
Assists per game	15.7	11.1
TURNOVERS	394	482
Turnovers per game	11.9	14.6
Turnover margin	+2.7	-
Assist/turnover ratio	1.3	0.8
STEALS	200	157
Steals per game	6.1	4.8
BLOCKS	176	101
Blocks per game	5.3	3.1
ATTENDANCE	398850	217022
Home games-Avg/Game	17-23462	10-13187
Neutral site-Avg/Game	-	6-14192

Score by Periods	1st	2nd	OT	Totals
Kentucky	1370	1456	14	2840
Opponents	1083	1281	5	2369

	Date	Opponent		Score	Att.
	11/11/16	STEPHEN F. AUSTIN	w	87-64	22683
	11/13/16	CANISIUS	w	93-69	22009
1	11/15/16	vs #13/13 Michigan State	w	69-48	19812
	11/20/16	DUQUESNE	w	93-59	21327
	11/23/16	CLEVELAND STATE	w	101-70	22441
	11/25/16	UT MARTIN	w	111-76	23324
2	11/28/16	vs Arizona State	w	115-69	1200
	12/3/16	#11/9 UCLA	L	92-97	23976
	12/7/16	VALPO	w	87-63	21805
3	12/11/16	vs Hofstra	w	96-73	7514
4	12/17/16	vs #7/6 North Carolina	w	103-100	19298
	12/21/16	at #10/11 Louisville	L	70-73	22783
*	12/29/16	at Ole Miss	w	99-76	9086
*	1/3/17	TEXAS A&M	w	100-58	23455
*	1/7/17	ARKANSAS	w	97-71	24322
*	1/10/17	at Vanderbilt	w	87-81	12707
*	1/14/17	AUBURN	w	92-72	24372
*	1/17/17	at Mississippi State	w	88-81	9768
*	1/21/17	#24/24 SOUTH CAROLINA	w	85-69	24389
*	1/24/17	at Tennessee	L	80-82	19349
5	1/28/17	#2/1 KANSAS	L	73-79	24418
*	1/31/17	GEORGIA	Wot	90-81	23814
*	2/4/17	at #24/23 Florida	L	66-88	11171
*	2/7/17	LSU	w	92-85	23657
*	2/11/17	at Alabama	w	67-58	15383
*	2/14/17	TENNESSEE	w	83-58	24391
*	02/18/17	at Georgia	w	82-77	10523
*	2/21/17	at Mizzou	w	72-62	11574
*	2/25/17	#13/12 FLORIDA	w	76-66	24431
*	02/28/17	VANDERBILT	w	73-67	24036
*	3/4/17	at Texas A&M	w	71-63	9528
6	03/10/17	vs Georgia	w	71-60	18130
6	03/11/17	vs Alabama	w	79-74	19196

* = Conference game

1 = Champions Classic | Madison Square Garden (New York)

2 = Atlantis Showcase | Imperial Arena (Paradise Island, Bahamas)

3 = Brooklyn Hoops Winter Festival | Barclays Center (Brooklyn, N.Y.)

4 = CBS Sports Classic | T-Mobile Arena (Las Vegas)



2016-17 Kentucky Men's Basketball
Kentucky Combined Team Statistics (as of Mar 10, 2017)
Conference games



RECORD:	OVERALL	HOME	AWAY	NEUTRAL
ALL GAMES	16-2	9-0	7-2	0-0
CONFERENCE	16-2	9-0	7-2	0-0
NON-CONFERENCE	0-0	0-0	0-0	0-0

#	Player	gp-gs	min	avg	Total		3-Point		F-Throw		Rebounds				pf	dq	a	to	blk	stl	pts	avg
					fg-fga	fg%	3fg-fga	3fg%	ft-fga	ft%	off	def	tot	avg								
05	Monk, Malik	18-17	615	34.2	119-268	.444	51-120	.425	92-109	.844	5	42	47	2.6	30	0	45	42	8	21	381	21.2
00	Fox, De'Aaron	16-14	438	27.4	89-185	.481	8-29	.276	58-78	.744	5	54	59	3.7	41	2	62	33	2	18	244	15.3
03	Adebayo, Edrice	18-18	557	30.9	86-129	.667	0-0	.000	79-117	.675	46	87	133	7.4	49	1	8	31	29	14	251	13.9
13	Briscoe, Isaiah	18-18	559	31.1	79-179	.441	8-31	.258	44-73	.603	35	82	117	6.5	49	2	86	51	2	10	210	11.7
35	Willis, Derek	18-3	389	21.6	45-94	.479	21-58	.362	7-12	.583	20	78	98	5.4	35	0	10	15	13	9	118	6.6
32	Gabriel, Wenyen	18-15	366	20.3	32-78	.410	17-41	.415	15-30	.500	26	70	96	5.3	49	2	10	12	21	4	96	5.3
11	Mulder, Mychal	15-2	167	11.1	21-53	.396	14-42	.333	9-9	1.000	4	14	18	1.2	16	0	5	8	1	5	65	4.3
25	Hawkins, Dominique	18-2	351	19.5	24-64	.375	7-26	.269	20-25	.800	10	17	27	1.5	41	1	27	12	0	15	75	4.2
15	Humphries, Isaac	18-1	123	6.8	20-36	.556	0-0	.000	8-12	.667	21	25	46	2.6	28	1	2	5	4	0	48	2.7
10	David, Jonny	2-0	2	1.0	1-1	1.000	1-1	1.000	2-2	1.000	0	0	0	0.0	0	0	0	0	0	0	5	2.5
01	Killea-Jones, Sacha	5-0	11	2.2	1-3	.333	0-0	.000	2-2	1.000	2	2	4	0.8	3	0	1	1	0	0	4	0.8
14	Wynyard, Tai	8-0	34	4.3	1-1	1.000	0-0	.000	1-2	.500	2	2	4	0.5	9	0	0	1	2	1	3	0.4
30	Pulliam, Dillon	2-0	2	1.0	0-0	.000	0-0	.000	0-0	.000	0	0	0	0.0	0	0	0	0	0	0	0	0.0
20	Calipari, Brad	5-0	11	2.2	0-1	.000	0-1	.000	0-0	.000	1	0	1	0.2	0	0	0	0	0	0	0	0.0
Team											26	33	59		2		5					
Total.....		18	3625		518-1092	.474	127-349	.364	337-471	.715	203	506	709	39.4	352	9	256	216	82	97	1500	83.3
Opponents.....		18	3625		467-1065	.438	113-345	.328	248-382	.649	158	443	601	33.4	422	-	201	238	59	83	1295	71.9

TEAM STATISTICS	UK	OPP
SCORING	1500	1295
Points per game	83.3	71.9
Scoring margin	+11.4	-
FIELD GOALS-ATT	518-1092	467-1065
Field goal pct	.474	.438
3 POINT FG-ATT	127-349	113-345
3-point FG pct	.364	.328
3-pt FG made per game	7.1	6.3
FREE THROWS-ATT	337-471	248-382
Free throw pct	.715	.649
F-Throws made per game	18.7	13.8
REBOUNDS	709	601
Rebounds per game	39.4	33.4
Rebounding margin	+6.0	-
ASSISTS	256	201
Assists per game	14.2	11.2
TURNOVERS	216	238
Turnovers per game	12.0	13.2
Turnover margin	+1.2	-
Assist/turnover ratio	1.2	0.8
STEALS	97	83
Steals per game	5.4	4.6
BLOCKS	82	59
Blocks per game	4.6	3.3
ATTENDANCE	216867	109089
Home games-Avg/Game	9-24096	9-12121
Neutral site-Avg/Game	-	0-0

Date	Opponent		Score	Att.
* 12/29/16	at Ole Miss	w	99-76	9086
* 1/3/17	TEXAS A&M	w	100-58	23455
* 1/7/17	ARKANSAS	w	97-71	24322
* 1/10/17	at Vanderbilt	w	87-81	12707
* 1/14/17	AUBURN	w	92-72	24372
* 1/17/17	at Mississippi State	w	88-81	9768
* 1/21/17	#24/24 SOUTH CAROLINA	w	85-69	24389
* 1/24/17	at Tennessee	L	80-82	19349
* 1/31/17	GEORGIA	Wot	90-81	23814
* 2/4/17	at #24/23 Florida	L	66-88	11171
* 2/7/17	LSU	w	92-85	23657
* 2/11/17	at Alabama	w	67-58	15383
* 2/14/17	TENNESSEE	w	83-58	24391
* 02/18/17	at Georgia	w	82-77	10523
* 2/21/17	at Mizzou	w	72-62	11574
* 2/25/17	#13/12 FLORIDA	w	76-66	24431
* 02/28/17	VANDERBILT	w	73-67	24036
* 3/4/17	at Texas A&M	w	71-63	9528

* = Conference game

- 1 = Champions Classic | Madison Square Garden (New York)
- 2 = Atlantis Showcase | Imperial Arena (Paradise Island, Bahamas)
- 3 = Brooklyn Hoops Winter Festival | Barclays Center (Brooklyn, N.Y.)
- 4 = CBS Sports Classic | T-Mobile Arena (Las Vegas)
- 5 = SEC/Big 12 Challenge
- 6 = SEC Tournament | Bridgestone Arena (Nashville, Tenn.)

Score by Periods	1st	2nd	OT	Totals
Kentucky	696	790	14	1500
Opponents	584	706	5	1295



2016-17 Kentucky Men's Basketball
Kentucky Combined Team Statistics (as of Mar 11, 2017)
Last five games



RECORD:	OVERALL	HOME	AWAY	NEUTRAL
ALL GAMES	5-0	2-0	1-0	2-0
CONFERENCE	3-0	2-0	1-0	0-0
NON-CONFERENCE	2-0	0-0	0-0	2-0

#	Player	gp-gs	min	avg	Total		3-Point		F-Throw		Rebounds											
					fg-fga	fg%	3fg-fga	3fg%	ft-fa	ft%	off	def	tot	avg	pf	dq	a	to	blk	stl	pts	avg
00	Fox, De'Aaron	4-3	113	28.3	26-46	.565	5-9	.556	23-30	.767	2	13	15	3.8	10	0	8	13	0	3	80	20.0
05	Monk, Malik	5-4	164	32.8	26-70	.371	9-23	.391	27-35	.771	2	15	17	3.4	9	0	12	15	0	2	88	17.6
03	Adebayo, Edrice	5-5	182	36.4	24-37	.649	0-0	.000	22-31	.710	17	31	48	9.6	15	0	2	6	6	5	70	14.0
13	Briscoe, Isaiah	5-5	141	28.2	18-38	.474	1-6	.167	12-22	.545	8	20	28	5.6	15	0	21	6	0	3	49	9.8
35	Willis, Derek	5-4	130	26.0	11-26	.423	9-22	.409	1-4	.250	4	32	36	7.2	15	1	2	4	11	2	32	6.4
25	Hawkins, Dominique	5-1	128	25.6	7-25	.280	2-7	.286	9-11	.818	4	6	10	2.0	14	0	10	3	0	8	25	5.0
11	Mulder, Mychal	5-2	54	10.8	5-17	.294	3-13	.231	3-4	.750	0	1	1	0.2	5	0	2	2	1	1	16	3.2
32	Gabriel, Wenyen	5-1	71	14.2	1-10	.100	0-4	.000	4-6	.667	3	13	16	3.2	5	0	2	2	1	0	6	1.2
15	Humphries, Isaac	5-0	17	3.4	2-2	1.000	0-0	.000	0-0	.000	2	4	6	1.2	1	0	0	2	0	0	4	0.8
Team											8	5	13		1		3					
Total.....		5	1000		120-271	.443	29-84	.345	101-143	.706	50	140	190	38.0	90	1	59	56	19	24	370	74.0
Opponents.....		5	1000		118-296	.399	34-106	.321	60-93	.645	52	120	172	34.4	115	-	58	57	14	21	330	66.0

TEAM STATISTICS	UK	OPP
SCORING	370	330
Points per game	74.0	66.0
Scoring margin	+8.0	-
FIELD GOALS-ATT	120-271	118-296
Field goal pct	.443	.399
3 POINT FG-ATT	29-84	34-106
3-point FG pct	.345	.321
3-pt FG made per game	5.8	6.8
FREE THROWS-ATT	101-143	60-93
Free throw pct	.706	.645
F-Throws made per game	20.2	12.0
REBOUNDS	190	172
Rebounds per game	38.0	34.4
Rebounding margin	+3.6	-
ASSISTS	59	58
Assists per game	11.8	11.6
TURNOVERS	56	57
Turnovers per game	11.2	11.4
Turnover margin	+0.2	-
Assist/turnover ratio	1.1	1.0
STEALS	24	21
Steals per game	4.8	4.2
BLOCKS	19	14
Blocks per game	3.8	2.8
ATTENDANCE	48467	46854
Home games-Avg/Game	2-24234	1-9528
Neutral site-Avg/Game	-	2-18663

Date	Opponent	Score	Att.
* 2/25/17	#13/12 FLORIDA	w 76-66	24431
* 02/28/17	VANDERBILT	w 73-67	24036
* 3/4/17	at Texas A&M	w 71-63	9528
03/10/17	vs Georgia	w 71-60	18130
03/11/17	vs Alabama	w 79-74	19196

* = Conference game
1 = Champions Classic | Madison Square Garden (New York)
2 = Atlantis Showcase | Imperial Arena (Paradise Island, Bahamas)
3 = Brooklyn Hoops Winter Festival | Barclays Center (Brooklyn, N.Y.)
4 = CBS Sports Classic | T-Mobile Arena (Las Vegas)
5 = SEC/Big 12 Challenge
6 = SEC Tournament | Bridgestone Arena (Nashville, Tenn.)

Score by Periods	1st	2nd	Totals
Kentucky	149	221	370
Opponents	143	187	330



2016-17 Kentucky Men's Basketball
Kentucky Combined Team Statistics (as of Mar 10, 2017)
Conference games



RECORD:	OVERALL	HOME	AWAY	NEUTRAL
ALL GAMES	16-2	9-0	7-2	0-0
CONFERENCE	16-2	9-0	7-2	0-0
NON-CONFERENCE	0-0	0-0	0-0	0-0

#	Player	gp-gs	min	avg	Total		3-Point		F-Throw		Rebounds				pf	dq	a	to	blk	stl	pts	avg
					fg-fga	fg%	3fg-fga	3fg%	ft-fa	ft%	off	def	tot	avg								
05	Monk, Malik	18-17	615	34.2	119-268	.444	51-120	.425	92-109	.844	5	42	47	2.6	30	0	45	42	8	21	381	21.2
00	Fox, De'Aaron	16-14	438	27.4	89-185	.481	8-29	.276	58-78	.744	5	54	59	3.7	41	2	62	33	2	18	244	15.3
03	Adebayo, Edrice	18-18	557	30.9	86-129	.667	0-0	.000	79-117	.675	46	87	133	7.4	49	1	8	31	29	14	251	13.9
13	Briscoe, Isaiah	18-18	559	31.1	79-179	.441	8-31	.258	44-73	.603	35	82	117	6.5	49	2	86	51	2	10	210	11.7
35	Willis, Derek	18-3	389	21.6	45-94	.479	21-58	.362	7-12	.583	20	78	98	5.4	35	0	10	15	13	9	118	6.6
32	Gabriel, Wenyen	18-15	366	20.3	32-78	.410	17-41	.415	15-30	.500	26	70	96	5.3	49	2	10	12	21	4	96	5.3
11	Mulder, Mychal	15-2	167	11.1	21-53	.396	14-42	.333	9-9	1.000	4	14	18	1.2	16	0	5	8	1	5	65	4.3
25	Hawkins, Dominique	18-2	351	19.5	24-64	.375	7-26	.269	20-25	.800	10	17	27	1.5	41	1	27	12	0	15	75	4.2
15	Humphries, Isaac	18-1	123	6.8	20-36	.556	0-0	.000	8-12	.667	21	25	46	2.6	28	1	2	5	4	0	48	2.7
10	David, Jonny	2-0	2	1.0	1-1	1.000	1-1	1.000	2-2	1.000	0	0	0	0.0	0	0	0	0	0	0	5	2.5
01	Killea-Jones, Sacha	5-0	11	2.2	1-3	.333	0-0	.000	2-2	1.000	2	2	4	0.8	3	0	1	1	0	0	4	0.8
14	Wynyard, Tai	8-0	34	4.3	1-1	1.000	0-0	.000	1-2	.500	2	2	4	0.5	9	0	0	1	2	1	3	0.4
30	Pulliam, Dillon	2-0	2	1.0	0-0	.000	0-0	.000	0-0	.000	0	0	0	0.0	0	0	0	0	0	0	0	0.0
20	Calipari, Brad	5-0	11	2.2	0-1	.000	0-1	.000	0-0	.000	1	0	1	0.2	0	0	0	0	0	0	0	0.0
Team											26	33	59		2		5					
Total.....		18	3625		518-1092	.474	127-349	.364	337-471	.715	203	506	709	39.4	352	9	256	216	82	97	1500	83.3
Opponents.....		18	3625		467-1065	.438	113-345	.328	248-382	.649	158	443	601	33.4	422	-	201	238	59	83	1295	71.9

TEAM STATISTICS	UK	OPP
SCORING	1500	1295
Points per game	83.3	71.9
Scoring margin	+11.4	-
FIELD GOALS-ATT	518-1092	467-1065
Field goal pct	.474	.438
3 POINT FG-ATT	127-349	113-345
3-point FG pct	.364	.328
3-pt FG made per game	7.1	6.3
FREE THROWS-ATT	337-471	248-382
Free throw pct	.715	.649
F-Throws made per game	18.7	13.8
REBOUNDS	709	601
Rebounds per game	39.4	33.4
Rebounding margin	+6.0	-
ASSISTS	256	201
Assists per game	14.2	11.2
TURNOVERS	216	238
Turnovers per game	12.0	13.2
Turnover margin	+1.2	-
Assist/turnover ratio	1.2	0.8
STEALS	97	83
Steals per game	5.4	4.6
BLOCKS	82	59
Blocks per game	4.6	3.3
ATTENDANCE	216867	109089
Home games-Avg/Game	9-24096	9-12121
Neutral site-Avg/Game	-	0-0

Date	Opponent		Score	Att.
* 12/29/16	at Ole Miss	w	99-76	9086
* 1/3/17	TEXAS A&M	w	100-58	23455
* 1/7/17	ARKANSAS	w	97-71	24322
* 1/10/17	at Vanderbilt	w	87-81	12707
* 1/14/17	AUBURN	w	92-72	24372
* 1/17/17	at Mississippi State	w	88-81	9768
* 1/21/17	#24/24 SOUTH CAROLINA	w	85-69	24389
* 1/24/17	at Tennessee	L	80-82	19349
* 1/31/17	GEORGIA	Wot	90-81	23814
* 2/4/17	at #24/23 Florida	L	66-88	11171
* 2/7/17	LSU	w	92-85	23657
* 2/11/17	at Alabama	w	67-58	15383
* 2/14/17	TENNESSEE	w	83-58	24391
* 02/18/17	at Georgia	w	82-77	10523
* 2/21/17	at Mizzou	w	72-62	11574
* 2/25/17	#13/12 FLORIDA	w	76-66	24431
* 02/28/17	VANDERBILT	w	73-67	24036
* 3/4/17	at Texas A&M	w	71-63	9528

* = Conference game

- 1 = Champions Classic | Madison Square Garden (New York)
- 2 = Atlantis Showcase | Imperial Arena (Paradise Island, Bahamas)
- 3 = Brooklyn Hoops Winter Festival | Barclays Center (Brooklyn, N.Y.)
- 4 = CBS Sports Classic | T-Mobile Arena (Las Vegas)
- 5 = SEC/Big 12 Challenge
- 6 = SEC Tournament | Bridgestone Arena (Nashville, Tenn.)

Score by Periods	1st	2nd	OT	Totals
Kentucky	696	790	14	1500
Opponents	584	706	5	1295



2016-17 Kentucky Men's Basketball
Kentucky Overall Team Statistics (as of Mar 11, 2017)
All games



TEAM STATISTICS	UK	OPP
SCORING	2840	2369
Points per game	86.1	71.8
Scoring margin	+14.3	-
FIELD GOALS-ATT	999-2096	850-2006
Field goal pct	.477	.424
3 POINT FG-ATT	234-663	203-656
3-point FG pct	.353	.309
3-pt FG made per game	7.1	6.2
FREE THROWS-ATT	608-874	466-695
Free throw pct	.696	.671
F-Throws made per game	18.4	14.1
REBOUNDS	1326	1155
Rebounds per game	40.2	35.0
Rebounding margin	+5.2	-
ASSISTS	518	367
Assists per game	15.7	11.1
TURNOVERS	394	482
Turnovers per game	11.9	14.6
Turnover margin	+2.7	-
Assist/turnover ratio	1.3	0.8
STEALS	200	157
Steals per game	6.1	4.8
BLOCKS	176	101
Blocks per game	5.3	3.1
WINNING STREAK	10	-
Home win streak	5	-
ATTENDANCE	398850	217022
Home games-Avg/Game	17-23462	10-13187
Neutral site-Avg/Game	-	6-14192

Score by Periods	1st	2nd	OT	Totals
Kentucky	1370	1456	14	2840
Opponents	1083	1281	5	2369



2016-17 Kentucky Men's Basketball
Kentucky Category Leaders (as of Mar 11, 2017)
All games



Points	G	Pts	Pts/G
Monk, Malik	33	678	20.5
Fox, De'Aaron	31	498	16.1
Adebayo, Edrice	33	434	13.2
Briscoe, Isaiah	31	399	12.9
Willis, Derek	33	231	7.0
Gabriel, Wenyen	33	171	5.2
Mulder, Mychal	27	145	5.4
Hawkins, Dominique	33	129	3.9
Humphries, Isaac	33	91	2.8
Killeya-Jones, Sacha	15	40	2.7
Wynyard, Tai	15	11	0.7
Calipari, Brad	14	8	0.6

FG Percentage	FG	Att	Pct
Wynyard, Tai	5	6	.833
Adebayo, Edrice	149	243	.613
Killeya-Jones, Sacha	17	29	.586
Humphries, Isaac	39	77	.506
David, Jonny	1	2	.500
Willis, Derek	85	173	.491
Briscoe, Isaiah	147	310	.474
Fox, De'Aaron	177	375	.472
Monk, Malik	228	498	.458
Gabriel, Wenyen	60	139	.432
Mulder, Mychal	50	117	.427
Hawkins, Dominique	39	113	.345

3-Point Percentage	3FG	Att	Pct
David, Jonny	1	1	1.000
Monk, Malik	94	231	.407
Willis, Derek	42	108	.389
Mulder, Mychal	33	87	.379
Gabriel, Wenyen	20	61	.328
Briscoe, Isaiah	15	54	.278
Hawkins, Dominique	13	48	.271
Fox, De'Aaron	14	61	.230
Calipari, Brad	2	12	.167

Free Throw Percent	FG	Att	Pct
Mulder, Mychal	12	13	.923
Hawkins, Dominique	38	46	.826
Monk, Malik	128	157	.815
Fox, De'Aaron	130	178	.730
Willis, Derek	19	28	.679
Briscoe, Isaiah	90	139	.647
Adebayo, Edrice	136	212	.642
Gabriel, Wenyen	31	51	.608
Humphries, Isaac	13	23	.565
David, Jonny	2	4	.500
Killeya-Jones, Sacha	6	15	.400
Calipari, Brad	2	5	.400

Scoring Average	G	Pts	Avg/G
Monk, Malik	33	678	20.5
Fox, De'Aaron	31	498	16.1
Adebayo, Edrice	33	434	13.2
Briscoe, Isaiah	31	399	12.9
Willis, Derek	33	231	7.0
Mulder, Mychal	27	145	5.4
Gabriel, Wenyen	33	171	5.2
Hawkins, Dominique	33	129	3.9
Humphries, Isaac	33	91	2.8
Killeya-Jones, Sacha	15	40	2.7
Wynyard, Tai	15	11	0.7
David, Jonny	7	5	0.7

Field Goal Attempts	G	Att	Att/G
Monk, Malik	33	498	15.1
Fox, De'Aaron	31	375	12.1
Briscoe, Isaiah	31	310	10.0
Adebayo, Edrice	33	243	7.4
Willis, Derek	33	173	5.2

Field Goals Made	G	Made	Made/G
Monk, Malik	33	228	6.9
Fox, De'Aaron	31	177	5.7
Adebayo, Edrice	33	149	4.5
Briscoe, Isaiah	31	147	4.7
Willis, Derek	33	85	2.6

3-Point FG Attempts	G	Att	Att/G
Monk, Malik	33	231	7.0
Willis, Derek	33	108	3.3
Mulder, Mychal	27	87	3.2
Gabriel, Wenyen	33	61	1.8
Fox, De'Aaron	31	61	2.0

3-Point FG Made	G	Made	Made/G
Monk, Malik	33	94	2.8
Willis, Derek	33	42	1.3
Mulder, Mychal	27	33	1.2
Gabriel, Wenyen	33	20	0.6
Briscoe, Isaiah	31	15	0.5

Free Throw Attempts	G	Att	Att/G
Adebayo, Edrice	33	212	6.4
Fox, De'Aaron	31	178	5.7
Monk, Malik	33	157	4.8
Briscoe, Isaiah	31	139	4.5
Gabriel, Wenyen	33	51	1.5

Free Throws Made	G	Made	Made/G
Adebayo, Edrice	33	136	4.1
Fox, De'Aaron	31	130	4.2
Monk, Malik	33	128	3.9
Briscoe, Isaiah	31	90	2.9
Hawkins, Dominique	33	38	1.2



2016-17 Kentucky Men's Basketball
Kentucky Category Leaders (as of Mar 11, 2017)
All games



Rebounds	G	Reb	Reb/G
Adebayo, Edrice	33	256	7.8
Gabriel, Wenyen	33	176	5.3
Briscoe, Isaiah	31	168	5.4
Willis, Derek	33	167	5.1
Fox, De'Aaron	31	129	4.2

Rebound Average	G	Reb	Avg/G
Adebayo, Edrice	33	256	7.8
Briscoe, Isaiah	31	168	5.4
Gabriel, Wenyen	33	176	5.3
Willis, Derek	33	167	5.1
Fox, De'Aaron	31	129	4.2

Offensive Rebounds	G	No.	Avg/G
Adebayo, Edrice	33	101	3.1
Gabriel, Wenyen	33	58	1.8
Briscoe, Isaiah	31	49	1.6
Humphries, Isaac	33	47	1.4
Willis, Derek	33	35	1.1

Defensive Rebounds	G	No.	Avg/G
Adebayo, Edrice	33	155	4.7
Willis, Derek	33	132	4.0
Briscoe, Isaiah	31	119	3.8
Gabriel, Wenyen	33	118	3.6
Fox, De'Aaron	31	114	3.7

Fouls	G	No.	Per/G
Adebayo, Edrice	33	92	2.8
Gabriel, Wenyen	33	86	2.6
Briscoe, Isaiah	31	85	2.7
Fox, De'Aaron	31	76	2.5
Hawkins, Dominique	33	67	2.0

Foulsouts	G	No.
Gabriel, Wenyen	33	2
Adebayo, Edrice	33	2
Briscoe, Isaiah	31	2
Fox, De'Aaron	31	2
Willis, Derek	33	1
Hawkins, Dominique	33	1
Humphries, Isaac	33	1

Assists	G	No.	Ast/G
Fox, De'Aaron	31	152	4.9
Briscoe, Isaiah	31	132	4.3
Monk, Malik	33	77	2.3
Hawkins, Dominique	33	62	1.9
Gabriel, Wenyen	33	26	0.8

Steals	G	No.	Stl/G
Fox, De'Aaron	31	44	1.4
Monk, Malik	33	35	1.1
Briscoe, Isaiah	31	25	0.8
Hawkins, Dominique	33	25	0.8
Adebayo, Edrice	33	24	0.7

Blocked Shots	G	No.	Blk/G
Adebayo, Edrice	33	52	1.6
Gabriel, Wenyen	33	33	1.0
Willis, Derek	33	32	1.0
Humphries, Isaac	33	18	0.5
Monk, Malik	33	12	0.4

Minutes	G	No.	Min/G
Monk, Malik	33	1062	32.2
Adebayo, Edrice	33	975	29.5
Briscoe, Isaiah	31	936	30.2
Fox, De'Aaron	31	909	29.3
Willis, Derek	33	695	21.1

Turnovers	G	No.	TO/G
Briscoe, Isaiah	31	78	2.5
Fox, De'Aaron	31	75	2.4
Monk, Malik	33	72	2.2
Adebayo, Edrice	33	54	1.6
Gabriel, Wenyen	33	26	0.8



2016-17 Kentucky Men's Basketball
Kentucky Overall/Conference Statistics (as of Mar 11, 2017)
All games



SUMMARY	Overall Statistics										Conference Statistics									
	gp-gs	min/g	fg%	3fg%	ft%	r/g	a/g	stl	blk	pts/g	gp-gs	min/g	fg%	3fg%	ft%	r/g	a/g	stl	blk	pts/g
Monk, Malik	33-32	32.2	.458	.407	.815	2.6	2.3	35	12	20.5	18-17	34.2	.444	.425	.844	2.6	2.5	21	8	21.2
Fox, De'Aaron	31-29	29.3	.472	.230	.730	4.2	4.9	44	5	16.1	16-14	27.4	.481	.276	.744	3.7	3.9	18	2	15.3
Adebayo, Edrice	33-33	29.5	.613	.000	.642	7.8	0.7	24	52	13.2	18-18	30.9	.667	.000	.675	7.4	0.4	14	29	13.9
Briscoe, Isaiah	31-31	30.2	.474	.278	.647	5.4	4.3	25	5	12.9	18-18	31.1	.441	.258	.603	6.5	4.8	10	2	11.7
Willis, Derek	33-10	21.1	.491	.389	.679	5.1	0.7	20	32	7.0	18-3	21.6	.479	.362	.583	5.4	0.6	9	13	6.6
Mulder, Mychal	27-2	11.2	.427	.379	.923	1.6	0.3	8	5	5.4	15-2	11.1	.396	.333	1.000	1.2	0.3	5	1	4.3
Gabriel, Wenyen	33-23	19.5	.432	.328	.608	5.3	0.8	11	33	5.2	18-15	20.3	.410	.415	.500	5.3	0.6	4	21	5.3
Hawkins, Dominique	33-4	18.8	.345	.271	.826	1.7	1.9	25	0	3.9	18-2	19.5	.375	.269	.800	1.5	1.5	15	0	4.2
Humphries, Isaac	33-1	8.1	.506	.000	.565	2.9	0.2	6	18	2.8	18-1	6.8	.556	.000	.667	2.6	0.1	0	4	2.7
Killeya-Jones, Sacha	15-0	6.4	.586	.000	.400	2.1	0.1	1	10	2.7	5-0	2.2	.333	.000	1.000	0.8	0.2	0	0	0.8
Wynyard, Tai	15-0	3.6	.833	.000	.333	0.9	0.1	1	3	0.7	8-0	4.3	1.000	.000	.500	0.5	0.0	1	2	0.4
David, Jonny	7-0	1.6	.500	1.000	.500	0.0	0.0	0	0	0.7	2-0	1.0	1.000	1.000	1.000	0.0	0.0	0	0	2.5
Calipari, Brad	14-0	3.1	.154	.167	.400	0.2	0.1	0	1	0.6	5-0	2.2	.000	.000	.000	0.2	0.0	0	0	0.0
Pulliam, Dillon	6-0	1.3	.000	.000	.000	0.2	0.2	0	0	0.0	2-0	1.0	.000	.000	.000	0.0	0.0	0	0	0.0
Totals	33		.477	.353	.696	40.2	15.7	200	176	86.1	18		.474	.364	.715	39.4	14.2	97	82	83.3
Opponent	33		.424	.309	.671	35.0	11.1	157	101	71.8	18		.438	.328	.649	33.4	11.2	83	59	71.9

SCORING	Overall Statistics								Conference Statistics							
	fg-fga	fg%	3fg-fga	3fg%	ft-fta	ft%	pts	pts/g	fg-fga	fg%	3fg-fga	3fg%	ft-fta	ft%	pts	pts/g
Monk, Malik	228-498	.458	94-231	.407	128-157	.815	678	20.5	119-268	.444	51-120	.425	92-109	.844	381	21.2
Fox, De'Aaron	177-375	.472	14-61	.230	130-178	.730	498	16.1	89-185	.481	8-29	.276	58-78	.744	244	15.3
Adebayo, Edrice	149-243	.613	0-0	.000	136-212	.642	434	13.2	86-129	.667	0-0	.000	79-117	.675	251	13.9
Briscoe, Isaiah	147-310	.474	15-54	.278	90-139	.647	399	12.9	79-179	.441	8-31	.258	44-73	.603	210	11.7
Willis, Derek	85-173	.491	42-108	.389	19-28	.679	231	7.0	45-94	.479	21-58	.362	7-12	.583	118	6.6
Mulder, Mychal	50-117	.427	33-87	.379	12-13	.923	145	5.4	21-53	.396	14-42	.333	9-9	1.000	65	4.3
Gabriel, Wenyen	60-139	.432	20-61	.328	31-51	.608	171	5.2	32-78	.410	17-41	.415	15-30	.500	96	5.3
Hawkins, Dominique	39-113	.345	13-48	.271	38-46	.826	129	3.9	24-64	.375	7-26	.269	20-25	.800	75	4.2
Humphries, Isaac	39-77	.506	0-0	.000	13-23	.565	91	2.8	20-36	.556	0-0	.000	8-12	.667	48	2.7
Killeya-Jones, Sacha	17-29	.586	0-0	.000	6-15	.400	40	2.7	1-3	.333	0-0	.000	2-2	1.000	4	0.8
Wynyard, Tai	5-6	.833	0-0	.000	1-3	.333	11	0.7	1-1	1.000	0-0	.000	1-2	.500	3	0.4
David, Jonny	1-2	.500	1-1	1.000	2-4	.500	5	0.7	1-1	1.000	1-1	1.000	2-2	1.000	5	2.5
Calipari, Brad	2-13	.154	2-12	.167	2-5	.400	8	0.6	0-1	.000	0-1	.000	0-0	.000	0	0.0
Pulliam, Dillon	0-1	.000	0-0	.000	0-0	.000	0	0.0	0-0	.000	0-0	.000	0-0	.000	0	0.0
Totals	999-2096	.477	234-663	.353	608-874	.696	2840	86.1	518-1092	.474	127-349	.364	337-471	.715	1500	83.3
Opponent	850-2006	.424	203-656	.309	466-695	.671	2369	71.8	467-1065	.438	113-345	.328	248-382	.649	1295	71.9

TOTALS	Overall Statistics										Conference Statistics									
	o-reb	d-reb	total	pf	fo	a	to	a/to	hi	pts	o-reb	d-reb	total	pf	fo	a	to	a/to	hi	pts
Monk, Malik	11	75	86	61	0	77	72	1.1	47		5	42	47	30	0	45	42	1.1	37	
Fox, De'Aaron	15	114	129	76	2	152	75	2.0	28		5	54	59	41	2	62	33	1.9	27	
Adebayo, Edrice	101	155	256	92	2	23	54	0.4	25		46	87	133	49	1	8	31	0.3	25	
Briscoe, Isaiah	49	119	168	85	2	132	78	1.7	23		35	82	117	49	2	86	51	1.7	23	
Willis, Derek	35	132	167	59	1	24	25	1.0	18		20	78	98	35	0	10	15	0.7	16	
Mulder, Mychal	15	27	42	26	0	9	11	0.8	13		4	14	18	16	0	5	8	0.6	12	
Gabriel, Wenyen	58	118	176	86	2	26	26	1.0	23		26	70	96	49	2	10	12	0.8	23	
Hawkins, Dominique	22	33	55	67	1	62	15	4.1	10		10	17	27	41	1	27	12	2.3	10	
Humphries, Isaac	47	50	97	54	1	8	15	0.5	9		21	25	46	28	1	2	5	0.4	8	
Killeya-Jones, Sacha	12	19	31	19	0	2	7	0.3	12		2	2	4	3	0	1	1	1.0	2	
Wynyard, Tai	5	8	13	11	0	1	2	0.5	4		2	2	4	9	0	0	1	0.0	2	
David, Jonny	0	0	0	0	0	0	3	0.0	5		0	0	0	0	0	0	0	0.0	5	
Calipari, Brad	1	2	3	3	0	1	2	0.5	3		1	0	1	0	0	0	0	0.0	0	
Pulliam, Dillon	0	1	1	0	0	1	1	1.0	0		0	0	0	0	0	0	0	0.0	0	
Totals	416	910	1326	641	11	518	394	1.3	115		203	506	709	352	9	256	216	1.2	100	
Opponent	342	813	1155	773	-	367	482	0.8	100		158	443	601	422	-	201	238	0.8	88	



2016-17 Kentucky Men's Basketball
Kentucky Team Game-by-Game (as of Mar 11, 2017)
All games



TEAM STATISTICS

				Total		3-Pointers		Free throws		Rebounds											
Opponent	Date	Score		fg-fga	pct	3fg-fga	pct	ft-fa	pct	off	def	tot	avg	pf	a	t/o	blk	stl	pts	avg	
STEPHEN F. AUSTIN	11/11/16	87-64	W	31-62	.500	5-18	.278	20-30	.667	11	17	28	28.0	19	21	13	8	12	87	87.0	
CANISIUS	11/13/16	93-69	W	31-61	.508	4-16	.250	27-39	.692	15	24	39	33.5	19	10	10	7	4	93	90.0	
vs #13/13 Michigan State	11/15/16	69-48	W	23-60	.383	7-21	.333	16-20	.800	9	31	40	35.7	16	17	14	8	8	69	83.0	
DUQUESNE	11/20/16	93-59	W	35-76	.461	7-26	.269	16-21	.762	16	33	49	39.0	17	19	11	10	11	93	85.5	
CLEVELAND STATE	11/23/16	101-70	W	38-73	.521	9-24	.375	16-26	.615	16	31	47	40.6	18	25	13	6	6	101	88.8	
UT MARTIN	11/25/16	111-76	W	41-74	.554	7-22	.318	22-29	.759	19	29	48	41.8	18	24	12	5	7	111	92.3	
vs Arizona State	11/28/16	115-69	W	44-84	.524	11-28	.393	16-22	.727	20	39	59	44.3	16	33	9	9	7	115	95.6	
#11/9 UCLA	12/3/16	92-97	L	33-80	.413	8-24	.333	18-27	.667	19	19	38	43.5	22	16	9	6	8	92	95.1	
VALPO	12/7/16	87-63	W	33-71	.465	7-23	.304	14-24	.583	21	27	48	44.0	18	15	17	9	7	87	94.2	
vs Hofstra	12/11/16	96-73	W	37-72	.514	8-23	.348	14-21	.667	12	29	41	43.7	27	20	7	8	4	96	94.4	
vs #7/6 North Carolina	12/17/16	103-100	W	40-74	.541	10-18	.556	13-21	.619	15	24	39	43.3	20	19	10	2	4	103	95.2	
at #10/11 Louisville	12/21/16	70-73	L	23-58	.397	5-22	.227	19-29	.655	11	25	36	42.7	20	10	13	4	7	70	93.1	
at Ole Miss	12/29/16	99-76	W	37-74	.500	8-18	.444	17-24	.708	11	31	42	42.6	17	24	8	8	9	99	93.5	
TEXAS A&M	1/3/17	100-58	W	33-63	.524	13-25	.520	21-26	.808	13	17	30	41.7	16	16	9	3	10	100	94.0	
ARKANSAS	1/7/17	97-71	W	32-60	.533	5-19	.263	28-40	.700	15	29	44	41.9	20	13	9	5	3	97	94.2	
at Vanderbilt	1/10/17	87-81	W	34-67	.507	1-9	.111	18-24	.750	10	30	40	41.8	23	8	6	1	2	87	93.8	
AUBURN	1/14/17	92-72	W	32-56	.571	11-19	.579	17-32	.531	12	28	40	41.6	18	19	13	6	3	92	93.6	
at Mississippi State	1/17/17	88-81	W	33-65	.508	7-18	.389	15-24	.625	13	25	38	41.4	24	16	16	6	5	88	93.3	
#24/24 SOUTH CAROLINA	1/21/17	85-69	W	28-48	.583	8-20	.400	21-28	.750	8	24	32	40.9	16	17	17	5	6	85	92.9	
at Tennessee	1/24/17	80-82	L	25-60	.417	6-24	.250	24-31	.774	8	32	40	40.9	20	14	14	7	4	80	92.2	
#2/1 KANSAS	1/28/17	73-79	L	26-55	.473	8-20	.400	13-22	.591	9	26	35	40.6	17	14	17	4	5	73	91.3	
GEORGIA	1/31/17	90-81	Wot	27-64	.422	9-21	.429	27-36	.750	17	28	45	40.8	22	14	14	6	7	90	91.3	
at #24/23 Florida	2/4/17	66-88	L	23-61	.377	6-18	.333	14-23	.609	6	23	29	40.3	24	7	13	3	7	66	90.2	
LSU	2/7/17	92-85	W	31-63	.492	9-25	.360	21-26	.808	14	26	40	40.3	17	16	14	2	8	92	90.2	
at Alabama	2/11/17	67-58	W	27-62	.435	3-14	.214	10-18	.556	12	29	41	40.3	27	12	12	6	7	67	89.3	
TENNESSEE	2/14/17	83-58	W	32-69	.464	11-25	.440	8-12	.667	10	33	43	40.4	17	17	7	6	6	83	89.1	
at Georgia	02/18/17	82-77	W	26-61	.426	7-21	.333	23-28	.821	14	27	41	40.4	21	13	14	2	7	82	88.8	
at Mizzou	2/21/17	72-62	W	24-52	.462	5-18	.278	19-28	.679	10	34	44	40.6	22	10	17	5	2	72	88.2	
#13/12 FLORIDA	2/25/17	76-66	W	24-53	.453	6-14	.429	22-27	.815	12	36	48	40.8	13	13	16	2	3	76	87.8	
VANDERBILT	02/28/17	73-67	W	24-55	.436	5-17	.294	20-26	.769	8	25	33	40.6	14	10	11	4	4	73	87.3	
at Texas A&M	3/4/17	71-63	W	26-59	.441	7-24	.292	12-18	.667	10	29	39	40.5	21	17	6	5	4	71	86.8	
vs Georgia	03/10/17	71-60	W	23-60	.383	5-15	.333	20-33	.606	13	29	42	40.6	22	9	10	6	6	71	86.3	
vs Alabama	03/11/17	79-74	W	23-44	.523	6-14	.429	27-39	.692	7	21	28	40.2	20	10	13	2	7	79	86.1	
Kentucky		2840		999-2096	.477	234-663	.353	608-874	.696	416	910	1326	40.2	641	518	394	176	200	2840	86.1	
Opponents		2369		850-2006	.424	203-656	.309	466-695	.671	342	813	1155	35.0	773	367	482	101	157	2369	71.8	

Games played: 33
Points/game: 86.1
FG Pct: 47.7
3FG Pct: 35.3
FT Pct: 69.6

Rebounds/game: 40.2
Assists/game: 15.7
Turnovers/game: 11.9
Assist/turnover ratio: 1.3
Steals/game: 6.1
Blocks/game: 5.3



2016-17 Kentucky Men's Basketball
Kentucky Opponent Game-by-Game (as of Mar 11, 2017)
All games



OPPONENT STATISTICS

Opponent	Date	Score		Total		3-Pointers		Free throws		Rebounds				pf	a	t/o	blk	stl	pts	avg
				fg-fga	pct	3fg-fga	pct	ft-fia	pct	off	def	tot	avg							
STEPHEN F. AUSTIN	11/11/16	87-64	W	23-52	.442	5-19	.263	13-19	.684	14	22	36	36.0	32	10	28	5	6	64	64.0
CANISIUS	11/13/16	93-69	W	26-62	.419	4-21	.190	13-20	.650	14	22	36	36.0	30	11	18	1	8	69	66.5
vs #13/13 Michigan State	11/15/16	69-48	W	20-61	.328	5-26	.192	3-9	.333	13	31	44	38.7	20	9	20	4	0	48	60.3
DUQUESNE	11/20/16	93-59	W	17-56	.304	5-25	.200	20-22	.909	7	25	32	37.0	17	7	18	1	7	59	60.0
CLEVELAND STATE	11/23/16	101-70	W	25-64	.391	6-27	.222	14-19	.737	11	25	36	36.8	27	7	19	1	5	70	62.0
UT MARTIN	11/25/16	111-76	W	27-66	.409	9-27	.333	13-20	.650	11	15	26	35.0	25	15	17	2	8	76	64.3
vs Arizona State	11/28/16	115-69	W	25-73	.342	8-26	.308	11-15	.733	11	22	33	34.7	21	15	13	4	4	69	65.0
#11/9 UCLA	12/3/16	92-97	L	35-66	.530	10-23	.435	17-21	.810	11	30	41	35.5	24	18	18	6	4	97	69.0
VALPO	12/7/16	87-63	W	23-67	.343	4-15	.267	13-19	.684	18	23	41	36.1	25	6	19	1	8	63	68.3
vs Hofstra	12/11/16	96-73	W	22-65	.338	6-22	.273	23-37	.622	19	26	45	37.0	20	12	14	1	1	73	68.8
vs #7/6 North Carolina	12/17/16	103-100	W	35-66	.530	9-17	.529	21-28	.750	10	25	35	36.8	22	18	9	5	4	100	71.6
at #10/11 Louisville	12/21/16	70-73	L	26-60	.433	6-14	.429	15-20	.750	12	28	40	37.1	23	10	14	5	4	73	71.8
at Ole Miss	12/29/16	99-76	W	27-72	.375	6-22	.273	16-17	.941	14	31	45	37.7	23	13	15	6	3	76	72.1
TEXAS A&M	1/3/17	100-58	W	21-47	.447	6-13	.462	10-17	.588	9	19	28	37.0	23	12	25	7	2	58	71.1
ARKANSAS	1/7/17	97-71	W	25-63	.397	4-16	.250	17-21	.810	9	20	29	36.5	31	11	8	3	3	71	71.1
at Vanderbilt	1/10/17	87-81	W	25-58	.431	8-29	.276	23-32	.719	5	29	34	36.3	20	10	7	1	2	81	71.7
AUBURN	1/14/17	92-72	W	29-62	.468	9-16	.563	5-15	.333	9	19	28	35.8	31	8	13	2	1	72	71.7
at Mississippi State	1/17/17	88-81	W	32-59	.542	5-17	.294	12-22	.545	9	23	32	35.6	28	10	19	3	10	81	72.2
#24/24 SOUTH CAROLINA	1/21/17	85-69	W	24-58	.414	5-20	.250	16-19	.842	11	16	27	35.2	26	11	13	1	7	69	72.1
at Tennessee	1/24/17	80-82	L	30-64	.469	5-10	.500	17-27	.630	7	32	39	35.3	22	18	9	4	8	82	72.6
#2/1 KANSAS	1/28/17	73-79	L	32-64	.500	5-19	.263	10-18	.556	10	24	34	35.3	15	9	12	2	9	79	72.9
GEORGIA	1/31/17	90-81	Wot	30-61	.492	6-10	.600	15-24	.625	7	25	32	35.1	28	15	17	4	5	81	73.2
at #24/23 Florida	2/4/17	66-88	L	30-62	.484	10-26	.385	18-29	.621	17	37	54	36.0	23	18	17	7	5	88	73.9
LSU	2/7/17	92-85	W	32-64	.500	10-23	.435	11-15	.733	8	18	26	35.5	22	13	14	1	6	85	74.3
at Alabama	2/11/17	67-58	W	23-51	.451	3-14	.214	9-26	.346	9	29	38	35.6	20	4	16	0	3	58	73.7
TENNESSEE	2/14/17	83-58	W	18-52	.346	3-16	.188	19-24	.792	6	29	35	35.6	15	7	13	3	6	58	73.1
at Georgia	02/18/17	82-77	W	28-55	.509	3-15	.200	18-24	.750	2	24	26	35.3	22	8	11	4	2	77	73.2
at Mizzou	2/21/17	72-62	W	22-60	.367	4-22	.182	14-23	.609	7	24	31	35.1	23	4	9	3	5	62	72.8
#13/12 FLORIDA	2/25/17	76-66	W	26-71	.366	10-30	.333	4-6	.667	11	19	30	34.9	22	12	6	2	6	66	72.6
VANDERBILT	02/28/17	73-67	W	22-49	.449	11-28	.393	12-16	.750	4	24	28	34.7	25	10	18	3	5	67	72.4
at Texas A&M	3/4/17	71-63	W	23-57	.404	5-18	.278	12-25	.480	14	25	39	34.8	18	17	8	5	4	63	72.1
vs Georgia	03/10/17	71-60	W	19-57	.333	5-16	.313	17-26	.654	11	31	42	35.1	22	9	13	1	2	60	71.7
vs Alabama	03/11/17	79-74	W	28-62	.452	3-14	.214	15-20	.750	12	21	33	35.0	28	10	12	3	4	74	71.8
Opponents		2369		850-2006	.424	203-656	.309	466-695	.671	342	813	1155	35.0	773	367	482	101	157	2369	71.8
Kentucky		2840		999-2096	.477	234-663	.353	608-874	.696	416	910	1326	40.2	641	518	394	176	200	2840	86.1

Games played: 33
Points/game: 71.8
FG Pct: 42.4
3FG Pct: 30.9
FT Pct: 67.1

Rebounds/game: 35.0
Assists/game: 11.1
Turnovers/game: 14.6
Assist/turnover ratio: 0.8
Steals/game: 4.8
Blocks/game: 3.1



2016-17 Kentucky Men's Basketball
Kentucky Team High/Low Analysis (as of Mar 11, 2017)
All games



Kentucky - TEAM GAME HIGHS

POINTS	115	vs Arizona State (11/28/16)
	111	UT MARTIN (11/25/16)
	103	vs #7/6 North Carolina (12/17/16)
	101	CLEVELAND STATE (11/23/16)
	100	TEXAS A&M (1/3/17)
FIELD GOALS MADE	44	vs Arizona State (11/28/16)
	41	UT MARTIN (11/25/16)
FIELD GOAL ATTEMPTS	84	vs Arizona State (11/28/16)
	80	#11/9 UCLA (12/3/16)
FIELD GOAL PERCENTAGE	.583 (28-48)	#24/24 SOUTH CAROLINA (1/21/17)
	.571 (32-56)	AUBURN (1/14/17)
3 PT FIELD GOALS MADE	13	TEXAS A&M (1/3/17)
	11	TENNESSEE (2/14/17)
	11	AUBURN (1/14/17)
	11	vs Arizona State (11/28/16)
3 PT FG ATTEMPTS	28	vs Arizona State (11/28/16)
	26	DUQUESNE (11/20/16)
3 PT FG PERCENTAGE	.579 (11-19)	AUBURN (1/14/17)
	.556 (10-18)	vs #7/6 North Carolina (12/17/16)
FREE THROWS MADE	28	ARKANSAS (1/7/17)
	27	vs Alabama (03/11/17)
	27	GEORGIA (1/31/17)
	27	CANISIUS (11/13/16)
FREE THROW ATTEMPTS	40	ARKANSAS (1/7/17)
	39	vs Alabama (03/11/17)
	39	CANISIUS (11/13/16)
FREE THROW PERCENTAGE	.821 (23-28)	at Georgia (02/18/17)
	.815 (22-27)	#13/12 FLORIDA (2/25/17)
REBOUNDS	59	vs Arizona State (11/28/16)
	49	DUQUESNE (11/20/16)
ASSISTS	33	vs Arizona State (11/28/16)
	25	CLEVELAND STATE (11/23/16)
STEALS	12	STEPHEN F. AUSTIN (11/11/16)
	11	DUQUESNE (11/20/16)
BLOCKED SHOTS	10	DUQUESNE (11/20/16)
	9	VALPO (12/7/16)
	9	vs Arizona State (11/28/16)
TURNOVERS	17	at Mizzou (2/21/17)
	17	#2/1 KANSAS (1/28/17)
	17	#24/24 SOUTH CAROLINA (1/21/17)
	17	VALPO (12/7/16)
FOULS	27	at Alabama (2/11/17)
	27	vs Hofstra (12/11/16)



2016-17 Kentucky Men's Basketball
Kentucky High/Low Analysis (as of Mar 11, 2017)
All games



Opponent - GAME HIGHS

POINTS	100		vs #7/6 North Carolina (12/17/16)
	97		#11/9 UCLA (12/3/16)
	88		at #24/23 Florida (2/4/17)
	85		LSU (2/7/17)
	82		at Tennessee (1/24/17)
FIELD GOALS MADE	35		vs #7/6 North Carolina (12/17/16)
	35		#11/9 UCLA (12/3/16)
FIELD GOAL ATTEMPTS	73		vs Arizona State (11/28/16)
	72		at Ole Miss (12/29/16)
FIELD GOAL PERCENTAGE	.542	(32-59)	at Mississippi State (1/17/17)
	.530	(35-66)	vs #7/6 North Carolina (12/17/16)
	.530	(35-66)	#11/9 UCLA (12/3/16)
3 PT FIELD GOALS MADE	11		VANDERBILT (02/28/17)
	10		#13/12 FLORIDA (2/25/17)
	10		LSU (2/7/17)
	10		at #24/23 Florida (2/4/17)
	10		#11/9 UCLA (12/3/16)
3 PT FG ATTEMPTS	30		#13/12 FLORIDA (2/25/17)
	29		at Vanderbilt (1/10/17)
3 PT FG PERCENTAGE	.600	(6-10)	GEORGIA (1/31/17)
	.563	(9-16)	AUBURN (1/14/17)
FREE THROWS MADE	23		at Vanderbilt (1/10/17)
	23		vs Hofstra (12/11/16)
FREE THROW ATTEMPTS	37		vs Hofstra (12/11/16)
	32		at Vanderbilt (1/10/17)
FREE THROW PERCENTAGE	.941	(16-17)	at Ole Miss (12/29/16)
	.909	(20-22)	DUQUESNE (11/20/16)
REBOUNDS	54		at #24/23 Florida (2/4/17)
	45		at Ole Miss (12/29/16)
	45		vs Hofstra (12/11/16)
ASSISTS	18		at #24/23 Florida (2/4/17)
	18		at Tennessee (1/24/17)
	18		vs #7/6 North Carolina (12/17/16)
	18		#11/9 UCLA (12/3/16)
STEALS	10		at Mississippi State (1/17/17)
	9		#2/1 KANSAS (1/28/17)
BLOCKED SHOTS	7		at #24/23 Florida (2/4/17)
	7		TEXAS A&M (1/3/17)
TURNOVERS	28		STEPHEN F. AUSTIN (11/11/16)
	25		TEXAS A&M (1/3/17)
FOULS	32		STEPHEN F. AUSTIN (11/11/16)
	31		AUBURN (1/14/17)
	31		ARKANSAS (1/7/17)



2016-17 Kentucky Men's Basketball
Kentucky High/Low Analysis (as of Mar 11, 2017)
All games



Kentucky - GAME LOWS

POINTS	66		at #24/23 Florida (2/4/17)
	67		at Alabama (2/11/17)
	69		vs #13/13 Michigan State (11/15/16)
	70		at #10/11 Louisville (12/21/16)
	71		at Texas A&M (3/4/17)
	71		vs Georgia (03/10/17)
FIELD GOALS MADE	23		vs #13/13 Michigan State (11/15/16)
	23		at #10/11 Louisville (12/21/16)
	23		at #24/23 Florida (2/4/17)
	23		vs Georgia (03/10/17)
	23		vs Alabama (03/11/17)
FIELD GOAL ATTEMPTS	44		vs Alabama (03/11/17)
	48		#24/24 SOUTH CAROLINA (1/21/17)
FIELD GOAL PERCENTAGE	.377	(23-61)	at #24/23 Florida (2/4/17)
	.383	(23-60)	vs #13/13 Michigan State (11/15/16)
	.383	(23-60)	vs Georgia (03/10/17)
3 PT FIELD GOALS MADE	1		at Vanderbilt (1/10/17)
	3		at Alabama (2/11/17)
3 PT FG ATTEMPTS	9		at Vanderbilt (1/10/17)
	14		at Alabama (2/11/17)
	14		#13/12 FLORIDA (2/25/17)
	14		vs Alabama (03/11/17)
3 PT FG PERCENTAGE	.111	(1-9)	at Vanderbilt (1/10/17)
	.214	(3-14)	at Alabama (2/11/17)
FREE THROWS MADE	8		TENNESSEE (2/14/17)
	10		at Alabama (2/11/17)
FREE THROW ATTEMPTS	12		TENNESSEE (2/14/17)
	18		at Alabama (2/11/17)
	18		at Texas A&M (3/4/17)
FREE THROW PERCENTAGE	.531	(17-32)	AUBURN (1/14/17)
	.556	(10-18)	at Alabama (2/11/17)
REBOUNDS	28		STEPHEN F. AUSTIN (11/11/16)
	28		vs Alabama (03/11/17)
ASSISTS	7		at #24/23 Florida (2/4/17)
	8		at Vanderbilt (1/10/17)
STEALS	2		at Vanderbilt (1/10/17)
	2		at Mizzou (2/21/17)
BLOCKED SHOTS	1		at Vanderbilt (1/10/17)
	2		vs #7/6 North Carolina (12/17/16)
	2		LSU (2/7/17)
	2		at Georgia (02/18/17)
	2		#13/12 FLORIDA (2/25/17)
	2		vs Alabama (03/11/17)
TURNOVERS	6		at Vanderbilt (1/10/17)
	6		at Texas A&M (3/4/17)
FOULS	13		#13/12 FLORIDA (2/25/17)
	14		VANDERBILT (02/28/17)



2016-17 Kentucky Men's Basketball
Kentucky High/Low Analysis (as of Mar 11, 2017)
All games



Opponent - GAME LOWS

POINTS	48		vs #13/13 Michigan State (11/15/16)
	58		TEXAS A&M (1/3/17)
	58		at Alabama (2/11/17)
	58		TENNESSEE (2/14/17)
	59		DUQUESNE (11/20/16)
FIELD GOALS MADE	17		DUQUESNE (11/20/16)
	18		TENNESSEE (2/14/17)
FIELD GOAL ATTEMPTS	47		TEXAS A&M (1/3/17)
	49		VANDERBILT (02/28/17)
FIELD GOAL PERCENTAGE	.304	(17-56)	DUQUESNE (11/20/16)
	.328	(20-61)	vs #13/13 Michigan State (11/15/16)
3 PT FIELD GOALS MADE	3		at Alabama (2/11/17)
	3		TENNESSEE (2/14/17)
	3		at Georgia (02/18/17)
	3		vs Alabama (03/11/17)
3 PT FG ATTEMPTS	10		at Tennessee (1/24/17)
	10		GEORGIA (1/31/17)
3 PT FG PERCENTAGE	.182	(4-22)	at Mizzou (2/21/17)
	.188	(3-16)	TENNESSEE (2/14/17)
FREE THROWS MADE	3		vs #13/13 Michigan State (11/15/16)
	4		#13/12 FLORIDA (2/25/17)
FREE THROW ATTEMPTS	6		#13/12 FLORIDA (2/25/17)
	9		vs #13/13 Michigan State (11/15/16)
FREE THROW PERCENTAGE	.333	(3-9)	vs #13/13 Michigan State (11/15/16)
	.333	(5-15)	AUBURN (1/14/17)
REBOUNDS	26		UT MARTIN (11/25/16)
	26		LSU (2/7/17)
	26		at Georgia (02/18/17)
ASSISTS	4		at Alabama (2/11/17)
	4		at Mizzou (2/21/17)
STEALS	0		vs #13/13 Michigan State (11/15/16)
	1		vs Hofstra (12/11/16)
	1		AUBURN (1/14/17)
BLOCKED SHOTS	0		at Alabama (2/11/17)
	1		CANISIUS (11/13/16)
	1		DUQUESNE (11/20/16)
	1		CLEVELAND STATE (11/23/16)
	1		VALPO (12/7/16)
	1		vs Hofstra (12/11/16)
	1		at Vanderbilt (1/10/17)
	1		#24/24 SOUTH CAROLINA (1/21/17)
	1		LSU (2/7/17)
	1		vs Georgia (03/10/17)
TURNOVERS	6		#13/12 FLORIDA (2/25/17)
	7		at Vanderbilt (1/10/17)
FOULS	15		#2/1 KANSAS (1/28/17)
	15		TENNESSEE (2/14/17)



2016-17 Kentucky Men's Basketball
Kentucky Player High/Low Analysis (as of Mar 11, 2017)
All games



Kentucky - INDIVIDUAL GAME HIGHS

Points	47		Monk, Malik vs #7/6 North Carolina (12/17/16)
	37		Monk, Malik vs GEORGIA (1/31/17)
	34		Monk, Malik at Ole Miss (12/29/16)
	33		Monk, Malik vs #13/12 FLORIDA (2/25/17)
	28		Fox, De'Aaron vs Alabama (03/11/17)
Field Goals Made	18		Monk, Malik vs #7/6 North Carolina (12/17/16)
	12		Adebayo, Edrice at Ole Miss (12/29/16)
Field Goal Att.	28		Monk, Malik vs #7/6 North Carolina (12/17/16)
	21		Monk, Malik vs VANDERBILT (02/28/17)
	21		Monk, Malik vs GEORGIA (1/31/17)
	21		Fox, De'Aaron vs #7/6 North Carolina (12/17/16)
FG Pct (min 5 made)	1.000	(5-5)	Gabriel, Wenyen at Mississippi State (1/17/17)
	.875	(7-8)	Adebayo, Edrice at Tennessee (1/24/17)
3-Point FG Made	8		Monk, Malik vs #7/6 North Carolina (12/17/16)
	7		Monk, Malik vs GEORGIA (1/31/17)
	7		MONK,MALIK vs #13/13 Michigan State (11/15/16)
3-Point FG Att.	13		Monk, Malik at Tennessee (1/24/17)
	12		Monk, Malik vs #7/6 North Carolina (12/17/16)
3-Pt FG Pct (min 2 made)	1.000	(3-3)	Gabriel, Wenyen at Mississippi State (1/17/17)
	1.000	(3-3)	Briscoe, Isaiah vs TEXAS A&M (1/3/17)
	1.000	(2-2)	Fox, De'Aaron at Tennessee (1/24/17)
	1.000	(2-2)	Briscoe, Isaiah vs AUBURN (1/14/17)
	1.000	(2-2)	Briscoe, Isaiah vs Arizona State (11/28/16)
Free Throws Made	11		Fox, De'Aaron vs Alabama (03/11/17)
	11		Briscoe, Isaiah vs GEORGIA (1/31/17)
Free Throw Att.	15		Fox, De'Aaron vs Alabama (03/11/17)
	15		Briscoe, Isaiah vs GEORGIA (1/31/17)
FT Pct (min 3 made)	1.000	(9-9)	Fox, De'Aaron vs CANISIUS (11/13/16)
	1.000	(7-7)	Fox, De'Aaron vs ARKANSAS (1/7/17)
	1.000	(6-6)	Briscoe, Isaiah at Ole Miss (12/29/16)
	1.000	(6-6)	Briscoe, Isaiah at #10/11 Louisville (12/21/16)
	1.000	(6-6)	Gabriel, Wenyen vs UT MARTIN (11/25/16)
	1.000	(6-6)	FOX,DE'AARON vs #13/13 Michigan State (11/15/16)
	1.000	(6-6)	Fox, De'Aaron vs STEPHEN F. AUSTIN (11/11/16)
	1.000	(5-5)	Fox, De'Aaron at Texas A&M (3/4/17)
	1.000	(5-5)	Mulder, Mychal vs AUBURN (1/14/17)
	1.000	(5-5)	Monk, Malik vs TEXAS A&M (1/3/17)
	1.000	(5-5)	FOX, De'Aaron vs Hofstra (12/11/16)
	1.000	(5-5)	Briscoe, Isaiah vs #13/13 Michigan State (11/15/16)
	1.000	(4-4)	Adebayo, Edrice at Alabama (2/11/17)
	1.000	(4-4)	Hawkins, Dominique at #24/23 Florida (2/4/17)
	1.000	(4-4)	Briscoe, Isaiah at Mississippi State (1/17/17)
	1.000	(4-4)	Monk, Malik vs AUBURN (1/14/17)
	1.000	(4-4)	Monk, Malik vs UT MARTIN (11/25/16)
	1.000	(4-4)	Hawkins, Dominique vs UT MARTIN (11/25/16)
	1.000	(4-4)	Adebayo, Edrice vs CLEVELAND STATE (11/23/16)
	1.000	(4-4)	Monk, Malik vs CANISIUS (11/13/16)
	1.000	(4-4)	Willis, Derek vs STEPHEN F. AUSTIN (11/11/16)
	1.000	(3-3)	Hawkins, Dominique vs #24/24 SOUTH CAROLINA (1/21/17)
	1.000	(3-3)	Monk, Malik at #10/11 Louisville (12/21/16)
Rebounds	16		Gabriel, Wenyen vs AUBURN (1/14/17)
	15		Adebayo, Edrice vs #13/12 FLORIDA (2/25/17)
	15		Adebayo, Edrice at Mizzou (2/21/17)

Assists	12	Fox, De'Aaron vs STEPHEN F. AUSTIN (11/11/16)
	11	Briscoe, Isaiah at Ole Miss (12/29/16)
	11	Fox, De'Aaron vs CLEVELAND STATE (11/23/16)
Steals	5	Monk, Malik vs #11/9 UCLA (12/3/16)
	4	Adebayo, Edrice at #24/23 Florida (2/4/17)
	4	Briscoe, Isaiah vs DUQUESNE (11/20/16)
Blocked Shots	4	Willis, Derek vs Georgia (03/10/17)
	4	Adebayo, Edrice vs #11/9 UCLA (12/3/16)
Turnovers	7	Briscoe, Isaiah vs #24/24 SOUTH CAROLINA (1/21/17)
	6	Monk, Malik vs #13/12 FLORIDA (2/25/17)
	6	Briscoe, Isaiah at Mizzou (2/21/17)
	6	Briscoe, Isaiah vs GEORGIA (1/31/17)
Fouls	5	Willis, Derek vs Georgia (03/10/17)
	5	Briscoe, Isaiah at Mizzou (2/21/17)
	5	Hawkins, Dominique at Georgia (02/18/17)
	5	Briscoe, Isaiah at Georgia (02/18/17)
	5	Fox, De'Aaron vs TENNESSEE (2/14/17)
	5	Adebayo, Edrice at Alabama (2/11/17)
	5	Gabriel, Wenyen vs LSU (2/7/17)
	5	Gabriel, Wenyen at #24/23 Florida (2/4/17)
	5	Humphries, Isaac at Mississippi State (1/17/17)
	5	Fox, De'Aaron vs AUBURN (1/14/17)
	5	Adebayo, Edrice vs #7/6 North Carolina (12/17/16)
Minutes	45	Briscoe, Isaiah vs GEORGIA (1/31/17)
	44	Monk, Malik vs GEORGIA (1/31/17)
	39	Adebayo, Edrice vs Alabama (03/11/17)
	39	Monk, Malik vs #2/1 KANSAS (1/28/17)
	39	Briscoe, Isaiah at Vanderbilt (1/10/17)



2016-17 Kentucky Men's Basketball
Kentucky Opponent High/Low Analysis (as of Mar 11, 2017)
All games



OPPONENT INDIVIDUAL GAME HIGHS

Points	36		Frazier, J.J. at Georgia (02/18/17)
	34		Thornwell, Sindarius vs #24/24 SOUTH CAROLINA (1/21/17)
	34		Justin Jackson vs #7/6 North Carolina (12/17/16)
	31		Blakeney, Antonio vs LSU (2/7/17)
	28		Edwards, Rob vs CLEVELAND STATE (11/23/16)
Field Goals Made	12		Blakeney, Antonio vs LSU (2/7/17)
	12		Edwards, Rob vs CLEVELAND STATE (11/23/16)
Field Goal Att.	23		Thornwell, Sindarius vs #24/24 SOUTH CAROLINA (1/21/17)
	22		Frazier, J.J. at Georgia (02/18/17)
FG Pct (min 5 made)	1.000	(6-6)	Lucas, Landen vs #2/1 KANSAS (1/28/17)
	.833	(5-6)	Blanton, Temarcus vs #24/24 SOUTH CAROLINA (1/21/17)
3-Point FG Made	5		Allen, KeVaughn vs #13/12 FLORIDA (2/25/17)
	4		PHILLIPS at Mizzou (2/21/17)
	4		Blakeney, Antonio vs LSU (2/7/17)
	4		Justin Jackson vs #7/6 North Carolina (12/17/16)
3-Point FG Att.	11		Allen, KeVaughn vs #13/12 FLORIDA (2/25/17)
	10		FISHER-DAVIS, Matthe at Vanderbilt (1/10/17)
	10		Robertson, Kassius vs CANISIUS (11/13/16)
3-Pt FG Pct (min 2 made)	1.000	(2-2)	Wilridge,E'Torrion vs Georgia (03/10/17)
	1.000	(2-2)	WILLIS, Payton vs VANDERBILT (02/28/17)
	1.000	(2-2)	Harris, Jordan vs GEORGIA (1/31/17)
	1.000	(2-2)	Blanton, Temarcus vs #24/24 SOUTH CAROLINA (1/21/17)
Free Throws Made	14		Thornwell, Sindarius vs #24/24 SOUTH CAROLINA (1/21/17)
	12		Frazier, J.J. at Georgia (02/18/17)
Free Throw Att.	15		Frazier, J.J. at Georgia (02/18/17)
	15		Thornwell, Sindarius vs #24/24 SOUTH CAROLINA (1/21/17)
	15		Justin Jackson vs #7/6 North Carolina (12/17/16)
FT Pct (min 3 made)	1.000	(8-8)	PHILLIPS at Mizzou (2/21/17)
	1.000	(7-7)	Frazier, J.J. vs Georgia (03/10/17)
	1.000	(6-6)	Saiz,Sebastian at Ole Miss (12/29/16)
	1.000	(6-6)	ADEL, Deng at #10/11 Louisville (12/21/16)
	1.000	(6-6)	Tony Bradley vs #7/6 North Carolina (12/17/16)
	1.000	(5-5)	Schofield, Admiral vs TENNESSEE (2/14/17)
	1.000	(5-5)	Kingsley, Moses vs ARKANSAS (1/7/17)
	1.000	(5-5)	Brooks,Rasheed at Ole Miss (12/29/16)
	1.000	(4-4)	KORNET, Luke vs VANDERBILT (02/28/17)
	1.000	(4-4)	Sampson, Brandon vs LSU (2/7/17)
	1.000	(4-4)	Barry, Canyon at #24/23 Florida (2/4/17)
	1.000	(4-4)	ROBERSON, Jeff at Vanderbilt (1/10/17)
	1.000	(4-4)	Thompson, Trey vs ARKANSAS (1/7/17)
	1.000	(4-4)	SPALDING, Ray at #10/11 Louisville (12/21/16)
	1.000	(4-4)	Peters, Alec vs VALPO (12/7/16)
	1.000	(4-4)	Welsh, Thomas vs #11/9 UCLA (12/3/16)
	1.000	(4-4)	Graham, Torian vs Arizona State (11/28/16)
	1.000	(4-4)	Fofana, Mike vs UT MARTIN (11/25/16)
	1.000	(4-4)	Mike, Isiaha vs DUQUESNE (11/20/16)
	1.000	(3-3)	Ingram, Dazon vs Alabama (03/11/17)
	1.000	(3-3)	KORNET, Luke at Vanderbilt (1/10/17)
Rebounds	15		Ogbeide, Derek vs Georgia (03/10/17)
	13		Williams, Robert at Texas A&M (3/4/17)
	13		Ogbeide, Derek vs GEORGIA (1/31/17)
	13		Saiz,Sebastian at Ole Miss (12/29/16)
	13		Leaf, TJ vs #11/9 UCLA (12/3/16)

Assists	10	Trocha-Morelos, Tonny at Texas A&M (3/4/17)
	9	Chiozza, Chris at #24/23 Florida (2/4/17)
Steals	4	Q Weatherspoon at Mississippi State (1/17/17)
	3	Frazier, J.J. vs GEORGIA (1/31/17)
	3	Williams, Grant at Tennessee (1/24/17)
	3	Brooks, Rasheed at Ole Miss (12/29/16)
	3	Adekoya, Jubril vs VALPO (12/7/16)
	3	Mike, Isiaha vs DUQUESNE (11/20/16)
	3	Reese, Isaiah vs CANISIUS (11/13/16)
Blocked Shots	4	Williams, Grant at Tennessee (1/24/17)
	4	Williams, Robert vs TEXAS A&M (1/3/17)
Turnovers	9	BRIDGES, MILES vs #13/13 Michigan State (11/15/16)
	7	Davis, Tyler vs TEXAS A&M (1/3/17)
	7	Hogg, DJ vs TEXAS A&M (1/3/17)
	7	Charles, Ty vs STEPHEN F. AUSTIN (11/11/16)
Fouls	5	Ingram, Dazon vs Alabama (03/11/17)
	5	Collins, Corban vs Alabama (03/11/17)
	5	Ogbeide, Derek vs Georgia (03/10/17)
	5	Hampton, JC at Texas A&M (3/4/17)
	5	CRESSLER, Nolan vs VANDERBILT (02/28/17)
	5	WOODS at Mizzou (2/21/17)
	5	NIKKO at Mizzou (2/21/17)
	5	Ogbeide, Derek at Georgia (02/18/17)
	5	Epps, Aaron vs LSU (2/7/17)
	5	Hayes, Kevarrus at #24/23 Florida (2/4/17)
	5	Frazier, J.J. vs GEORGIA (1/31/17)
	5	Parker, Juwan vs GEORGIA (1/31/17)
	5	Lucas, Landen vs #2/1 KANSAS (1/28/17)
	5	Xavian Stapleton at Mississippi State (1/17/17)
	5	Q Weatherspoon at Mississippi State (1/17/17)
	5	Schnider Herard at Mississippi State (1/17/17)
	5	Wiley, Austin vs AUBURN (1/14/17)
	5	Gilder, Admon vs TEXAS A&M (1/3/17)
	5	Joel Berry II vs #7/6 North Carolina (12/17/16)
	5	Kennedy Meeks vs #7/6 North Carolina (12/17/16)
	5	PEMBERTON, Eli vs Hofstra (12/11/16)
	5	Anigbogu, Ike vs #11/9 UCLA (12/3/16)
	5	Welsh, Thomas vs #11/9 UCLA (12/3/16)
	5	Tshisumpa, Jethro vs Arizona State (11/28/16)
	5	Sloan, Derek vs CLEVELAND STATE (11/23/16)
	5	Clayborne, Evan vs CLEVELAND STATE (11/23/16)
	5	Huntley, Josh vs STEPHEN F. AUSTIN (11/11/16)
	5	Holyfield, TJ vs STEPHEN F. AUSTIN (11/11/16)



2016-17 Kentucky Men's Basketball
Kentucky Team Game-by-Game Comparison (as of Mar 11, 2017)
All games



Opponent	1st	2nd	Score	Mar	Total FG	FG Pct	3-Pointers	3FG Pct	Free Throws	FT Pct	Rebounds	Assist	T/Over	Block	Steal	Fouls
STEPHEN F. AUSTIN	48/32	39/32	87-64	+23	31-62/23-52	.500/.442	5-18/5-19	.278/.263	20-30/13-19	.667/.684	28/36 (8)	21/10	13/28	8/5	12/6	19/32
CANISIUS	44/35	49/34	93-69	+24	31-61/26-62	.508/.419	4-16/4-21	.250/.190	27-39/13-20	.692/.650	39/36 +3	10/11	10/18	7/1	4/8	19/30
#13/13 Michigan State	34/26	35/22	69-48	+21	23-60/20-61	.383/.328	7-21/5-26	.333/.192	16-20/3-9	.800/.333	40/44 (4)	17/9	14/20	8/4	8/0	16/20
DUQUESNE	50/23	43/36	93-59	+34	35-76/17-56	.461/.304	7-26/5-25	.269/.200	16-21/20-22	.762/.909	49/32 +17	19/7	11/18	10/1	11/7	17/17
CLEVELAND STATE	56/35	45/35	101-70	+31	38-73/25-64	.521/.391	9-24/6-27	.375/.222	16-26/14-19	.615/.737	47/36 +11	25/7	13/19	6/1	6/5	18/27
UT MARTIN	53/38	58/38	111-76	+35	41-74/27-66	.554/.409	7-22/9-27	.318/.333	22-29/13-20	.759/.650	48/26 +22	24/15	12/17	5/2	7/8	18/25
Arizona State	58/30	57/39	115-69	+46	44-84/25-73	.524/.342	11-28/8-26	.393/.308	16-22/11-15	.727/.733	59/33 +26	33/15	9/13	9/4	7/4	16/21
#11/9 UCLA	45/49	47/48	92-97	(5)	33-80/35-66	.413/.530	8-24/10-23	.333/.435	18-27/17-21	.667/.810	38/41 (3)	16/18	9/18	6/6	8/4	22/24
VALPO	45/24	42/39	87-63	+24	33-71/23-67	.465/.343	7-23/4-15	.304/.267	14-24/13-19	.583/.684	48/41 +7	15/6	17/19	9/1	7/8	18/25
Hofstra	48/33	48/40	96-73	+23	37-72/22-65	.514/.338	8-23/6-22	.348/.273	14-21/23-37	.667/.622	41/45 (4)	20/12	7/14	8/1	4/1	27/20
#7/6 North Carolina	56/51	47/49	103-100	+3	40-74/35-66	.541/.530	10-18/9-17	.556/.529	13-21/21-28	.619/.750	39/35 +4	19/18	10/9	2/5	4/4	20/22
#10/11 Louisville	40/39	30/34	70-73	(3)	23-58/26-60	.397/.433	5-22/6-14	.227/.429	19-29/15-20	.655/.750	36/40 (4)	10/10	13/14	4/5	7/4	20/23
Ole Miss	60/39	39/37	99-76	+23	37-74/27-72	.500/.375	8-18/6-22	.444/.273	17-24/16-17	.708/.941	42/45 (3)	24/13	8/15	8/6	9/3	17/23
TEXAS A&M	50/27	50/31	100-58	+42	33-63/21-47	.524/.447	13-25/6-13	.520/.462	21-26/10-17	.808/.588	30/28 +2	16/12	9/25	3/7	10/2	16/23
ARKANSAS	41/38	56/33	97-71	+26	32-60/25-63	.533/.397	5-19/4-16	.263/.250	28-40/17-21	.700/.810	44/29 +15	13/11	9/8	5/3	3/3	20/31
Vanderbilt	45/41	42/40	87-81	+6	34-67/25-58	.507/.431	1-9/8-29	.111/.276	18-24/23-32	.750/.719	40/34 +6	8/10	6/7	1/1	2/2	23/20
AUBURN	51/39	41/33	92-72	+20	32-56/29-62	.571/.468	11-19/9-16	.579/.563	17-32/5-15	.531/.333	40/28 +12	19/8	13/13	6/2	3/1	18/31
Mississippi State	46/34	42/47	88-81	+7	33-65/32-59	.508/.542	7-18/5-17	.389/.294	15-24/12-22	.625/.545	38/32 +6	16/10	16/19	6/3	5/10	24/28
#24/24 SOUTH CAROLINA	47/38	38/31	85-69	+16	28-48/24-58	.583/.414	8-20/5-20	.400/.250	21-28/16-19	.750/.842	32/27 +5	17/11	17/13	5/1	6/7	16/26
Tennessee	34/39	46/43	80-82	(2)	25-60/30-64	.417/.469	6-24/5-10	.250/.500	24-31/17-27	.774/.630	40/39 +1	14/18	14/9	7/4	4/8	20/22
#2/1 KANSAS	32/27	41/52	73-79	(6)	26-55/32-64	.473/.500	8-20/5-19	.400/.263	13-22/10-18	.591/.556	35/34 +1	14/9	17/12	4/2	5/9	17/15
GEORGIA	29/29	47/47	90-81	+9	27-64/30-61	.422/.492	9-21/6-10	.429/.600	27-36/15-24	.750/.625	45/32 +13	14/15	14/17	6/4	7/5	22/28
#24/23 Florida	26/34	40/54	66-88	(22)	23-61/30-62	.377/.484	6-18/10-26	.333/.385	14-23/18-29	.609/.621	29/54 (25)	7/18	13/17	3/7	7/5	24/23
LSU	43/27	49/58	92-85	+7	31-63/32-64	.492/.500	9-25/10-23	.360/.435	21-26/11-15	.808/.733	40/26 +14	16/13	14/14	2/1	8/6	17/22
Alabama	29/20	38/38	67-58	+9	27-62/23-51	.435/.451	3-14/3-14	.214/.214	10-18/9-26	.556/.346	41/38 +3	12/4	12/16	6/0	7/3	27/20
TENNESSEE	47/32	36/26	83-58	+25	32-69/18-52	.464/.346	11-25/3-16	.440/.188	8-12/19-24	.667/.792	43/35 +8	17/7	7/13	6/3	6/6	17/15
Georgia	33/31	49/46	82-77	+5	26-61/28-55	.426/.509	7-21/3-15	.333/.200	23-28/18-24	.821/.750	41/26 +15	13/8	14/11	2/4	7/2	21/22
Mizzou	31/30	41/32	72-62	+10	24-52/22-60	.462/.367	5-18/4-22	.278/.182	19-28/14-23	.679/.609	44/31 +13	10/4	17/9	5/3	2/5	22/23
#13/12 FLORIDA	28/28	48/38	76-66	+10	24-53/26-71	.453/.366	6-14/10-30	.429/.333	22-27/4-6	.815/.667	48/30 +18	13/12	16/6	2/2	3/6	13/22
VANDERBILT	24/30	49/37	73-67	+6	24-55/22-49	.436/.449	5-17/11-28	.294/.393	20-26/12-16	.769/.750	33/28 +5	10/10	11/18	4/3	4/5	14/25
Texas A&M	32/28	39/35	71-63	+8	26-59/23-57	.441/.404	7-24/5-18	.292/.278	12-18/12-25	.667/.480	39/39 -	17/17	6/8	5/5	4/4	21/18
Georgia	32/25	39/35	71-60	+11	23-60/19-57	.383/.333	5-15/5-16	.333/.313	20-33/17-26	.606/.654	42/42 -	9/9	10/13	6/1	6/2	22/22
Alabama	33/32	46/42	79-74	+5	23-44/28-62	.523/.452	6-14/3-14	.429/.214	27-39/15-20	.692/.750	28/33 (5)	10/10	13/12	2/3	7/4	20/28

Note: Game totals are displayed in the format TEAM/OPPONENT for each category